



5-15 APRIL



Table Tennis

OFFICIAL RESULTS



Medallists by Event

As of SUN 15 APR 2018

Event	Date	Medal	Name	CGA Code
Men's Singles	SUN 15 APR	GOLD	GAO Ning	SGP
		SILVER	ARUNA Quadri	NGR
		BRONZE	ACHANTA Sharath	IND
Mixed Doubles	SUN 15 APR	GOLD	GAO Ning YU Mengyu	SGP
		SILVER	HO Tin-Tin PITCHFORD Liam	ENG
		BRONZE	BATRA Manika GNANASEKARAN Sathiyen	IND
Men's Doubles	SAT 14 APR	GOLD	DRINKHALL Paul PITCHFORD Liam	ENG
		SILVER	ACHANTA Sharath GNANASEKARAN Sathiyen	IND
		BRONZE	DESAI Harmeet SHETTY Sanil Shankar	IND
Men's TT6-10 Singles	SAT 14 APR	GOLD	WILSON Ross	ENG
		SILVER	DAYBELL Kim	ENG
		BRONZE	STACEY Joshua	WAL
Women's Singles	SAT 14 APR	GOLD	BATRA Manika	IND
		SILVER	YU Mengyu	SGP
		BRONZE	FENG Tianwei	SGP
Women's TT6-10 Singles	SAT 14 APR	GOLD	TAPPER Melissa	AUS
		SILVER	OBAZUAYE Faith	NGR
		BRONZE	McDONNELL Andrea	AUS
Women's Doubles	FRI 13 APR	GOLD	FENG Tianwei YU Mengyu	SGP
		SILVER	BATRA Manika DAS Mouma	IND
		BRONZE	HO Ying LYNE Karen	MAS
Men's Team	MON 9 APR	GOLD	ACHANTA Sharath ANTHONY Amalraj DESAI Harmeet GNANASEKARAN Sathiyen SHETTY Sanil Shankar	IND
		SILVER	ABIODUN Bode ARUNA Quadri JAMIU Azeez OMOTAYO Olajide TORIOLA Segun	NGR
		BRONZE	DRINKHALL Paul McBEATH David PITCHFORD Liam WALKER Samuel	ENG



Medallists by Event

As of SUN 15 APR 2018

Event	Date	Medal	Name	CGA Code
Women's Team	SUN 8 APR	GOLD	BATRA Manika DAS Mouma MUKHERJEE Sutirtha PATKAR Madhurika SAHASRABUDHE Pooja	IND
		SILVER	FENG Tianwei LIN Ye YU Mengyu ZHANG Wanling ZHOU Yihan	SGP
		BRONZE	HO Tin-Tin PAYET Denise SIBLEY Kelly TSAPTSINOS Maria	ENG



Medal Standings

As of SUN 15 APR 2018

Rank	CGA	Men				Women				Mixed				Total				Rank by Total
		G	S	B	Tot	G	S	B	Tot	G	S	B	Tot	G	S	B	Tot	
1	IND - India	1	1	2	4	2	1		3			1	1	3	2	3	8	1
2	SGP - Singapore	1			1	1	2	1	4	1			1	3	2	1	6	=2
3	ENG - England	2	1	1	4			1	1		1		1	2	2	2	6	=2
4	AUS - Australia					1		1	2				1			1	2	5
5	NGR - Nigeria		2		2		1		1					3		3	4	
6	MAS - Malaysia							1	1						1	1	=6	
6	WAL - Wales			1	1										1	1	=6	
	Total	4	4	4	12	4	4	4	12	1	1	1	3	9	9	9	27	

LEGEND

= Equal sign indicates that two or more CGAs share the same rank by total
B Bronze **G** Gold **S** Silver
Tot Total



Competition Officials Table Tennis

As of 15 MAR 2018

Function	Name	Nation
Jury Chair	RANSOME Alan	ENG – England
Referee	DELPRATT David	AUS – Australia
Deputy Referees	SEN Cyril	MAS - Malaysia
	FISHER Joseph	CAN - Canada
	HO Fanny	AUS - Australia
	THADE Chandrakiran	IND - India
	VOLKWYN Rodrique	RSA - South Africa
Chief Umpire	BUNGEY Gregory	AUS – Australia
Umpires	ABDULLAH Nur Asmara Diana	MAS - Malaysia
	ADAMS Tiffany	RSA - South Africa
	ALMASI William	AUS - Australia
	ANS Erica	CAN - Canada
	ARINYE Cecilia	NGR - Nigeria
	AU Wing	AUS - Australia
	BOYTON Graham	AUS - Australia
	CHAN Yu Hui Cheryl	SGP - Singapore
	CHAN Lai Sze Beatrice	SGP - Singapore
	CHAN Kameron	AUS - Australia
	DINSEY Gregory	AUS - Australia
	ERRINGTON Glenn	AUS - Australia
	FELIX Marguerita	BAR - Barbados
	FOOTE Benjamin	GGY - Guernsey
	FRANSMAN Claire	RSA - South Africa
	FRIMPONG Francis	GHA - Ghana
	GILLESPIE Stephen	AUS - Australia
	HAKIMARA Marzieh	CAN - Canada
	HOPKINS Alan	AUS - Australia
	JEFFRESS Anthony	AUS - Australia
	JUTLE Harmesh	ENG - England
	LAZELL Peter	AUS - Australia
	LIM Ee Koon	MAS - Malaysia
	MACKEY John	ENG - England
	MARTIN Andrew	AUS - Australia
	MCMULLAN John	AUS - Australia
	MCNEILL Jock	AUS - Australia
	MEHRA Vipin	IND - India
	MIKITA Darek	CAN - Canada
	MILLER Samuel	AUS - Australia
	MOORE Alan	NZL - New Zealand
	MUGWANYA Ronald	UGA - Uganda



Competition Officials Table Tennis

As of 15 MAR 2018

Function	Name	Nation
Umpires	NOMURA Nanako	AUS - Australia
	PATANE Mark	AUS - Australia
	PINKEWICH Marie	AUS - Australia
	POOLE Maurice	AUS - Australia
	PURCELL Thomas	ENG - England
	ROBERTS Averil	AUS - Australia
	RODER Lenore	AUS - Australia
	ROKSANDIC Zarko	AUS - Australia
	SAMAL Jiban	IND - India
	UDAL Nicole	AUS - Australia
	WARNEST Gary	AUS - Australia
	WHITAKER Jonathan	SCO - Scotland
	WILLIAMS Jacquelyn	WAL - Wales
	WONG Teck Yun	MAS - Malaysia
WONG Kenneth	AUS - Australia	
YEW Hong Siang (Freddie)	SGP - Singapore	



Entry List by CGA

REVISED
7 APR 16:50

As of SAT 7 APR 2018

CGA	Gender	Name	Date of Birth	Event Participation									
				MT	MS	MD	SM6-10	WT	WS	WD	SW6-10	XD	
AUS		Australia											
	M	CARTER Trent	11 SEP 1989	X									X
	M	HU Heming	21 MAR 1994	X	X	X							X
	M	MIZRACHI Barak	22 MAR 1988				X						
	M	POWELL David	8 APR 1991	X	X	X							X
	M	TOWNSEND Kane	13 APR 1993	X		X							
	M	YAN Xin	9 DEC 1988	X	X	X							X
	F	BROMLEY Michelle	24 DEC 1987					X		X			
	F	FENG Tracy	23 MAR 1988					X	X				X
	F	LAY Jian Fang	6 MAR 1973					X	X	X			X
	F	McDONNELL Andrea	17 JUL 1960									X	
	F	MIAO Miao	14 JAN 1981					X		X			X
	F	TAPPER Melissa	1 MAR 1990					X	X	X	X	X	X
BAH		Bahamas											
	M	ROLLINS Adrian	18 JAN 1964		X								
BAR		Barbados											
	M	DOUGHTY Kristian	5 JAN 1997	X	X	X							
	M	DOWELL Mark	23 JUN 1982	X	X	X							
	M	KNIGHT Tyrese	2 NOV 1999	X	X	X							
	M	SMITH Marcus	19 MAR 2001	X		X							
BIZ		Belize											
	M	HUKMANI Devesh	20 DEC 2004	X	X	X							
	M	PAGARANI Rohit	26 APR 2002	X	X								
	M	SU Terry	11 JUN 2003	X	X	X							
CAN		Canada											
	M	BERNADET Antoine	5 SEP 1996	X	X								X
	M	KENT Ian	4 JUL 1961				X						
	M	MEDJUGORAC Marko	2 MAY 1996	X	X	X							X
	M	WANG Zhen	13 NOV 1985	X	X	X							X
	F	CHAN Stephanie	30 JUL 1957									X	
	F	COTE Alicia	14 DEC 1999					X	X	X			X
	F	YEUNG Justina	17 JUL 1999					X	X				X
	F	ZHANG Mo	17 JAN 1989					X	X	X			X
ENG		England											
	M	DAYBELL Kim	11 AUG 1992				X						
	M	DRINKHALL Paul	16 JAN 1990	X	X	X							
	M	McBEATH David	15 MAR 1992	X		X							X
	M	PITCHFORD Liam	12 JUL 1993	X	X	X							X
	M	WALKER Samuel	7 MAY 1995	X	X	X							X
	M	WILSON Ross	5 JUN 1995				X						
	F	HO Tin-Tin	3 SEP 1998					X	X	X			X
	F	PAYET Denise	6 JUL 2001					X	X	X			X
	F	PICKARD Felicity	17 JUL 1994									X	
	F	SIBLEY Kelly	21 MAY 1988					X	X	X			X
	F	TSAPTSINOS Maria	21 JUL 1997					X		X			



Entry List by CGA

REVISED
7 APR 16:50

As of SAT 7 APR 2018

CGA	Gender	Name	Date of Birth	Event Participation									
				MT	MS	MD	SM6-10	WT	WS	WD	SW6-10	XD	
FIJ		Fiji											
	M	WING Philip	1 AUG 1995		X	X							X
	M	WU Vicky	8 APR 2005		X	X							X
	F	LI Xuan	28 MAR 1994					X	X				
	F	YEE Grace	1 MAY 2002					X	X	X			X
	F	YEE Sally	10 APR 2001					X	X	X			X
GHA		Ghana											
	M	ABREFA Derek	15 FEB 1992	X	X	X							X
	M	ASANTE Emmanuel	12 FEB 1995	X		X							
	M	LARTEY Felix	16 JUN 1991	X	X	X							
	M	SAM Bernard	2 MAY 1988	X	X	X							X
	F	BAAH-DANSO Celia	24 JUN 1992						X	X			X
	F	KWABI Cynthia	30 JUL 1993						X	X			X
GUY		Guyana											
	M	BRITTON Shemar	13 JUL 1998	X	X	X							X
	M	BRYAN Nigel	18 JAN 1993	X	X								X
	M	FRANKLIN Christopher	18 NOV 1984	X	X	X							X
	F	CUMMINGS Natalie	13 APR 1989					X	X	X			X
	F	GREAVES Priscilla	19 JUN 1999					X	X				X
	F	LOWE Trenace	10 MAR 1991					X	X	X			X
IND		India											
	M	ACHANTA Sharath	12 JUL 1982	X	X	X							X
	M	ANTHONY Amalraj	24 JAN 1986	X									
	M	DESAI Harmeet	19 JUL 1993	X	X	X							X
	M	GNANASEKARAN Sathiyar	8 JAN 1993	X	X	X							X
	M	SHETTY Sanil Shankar	16 AUG 1989	X		X							X
	F	BATRA Manika	15 JUN 1995					X	X	X			X
	F	DAS Mouma	24 FEB 1984					X	X	X			X
	F	MUKHERJEE Sutirtha	10 OCT 1995					X		X			
	F	PATKAR Madhurika	10 APR 1987					X	X				X
	F	SAHASRABUDHE Pooja	13 SEP 1991					X		X			X
	F	SARKAR Maitreyee	17 MAY 1995									X	
	F	SUTAR Vaishnavi	19 JAN 1984									X	
JAM		Jamaica											
	M	TOMLINSON Simon	14 SEP 1991		X	X							
	M	WATSON Kane	14 AUG 1987		X	X							
KEN		Kenya											
	M	MUTUA Brian Ndunda	22 MAY 1998		X								X
	F	THAKKAR Sejal	5 MAY 1975						X				X
KIR		Kiribati											
	M	JOHNNY Allie	20 JAN 1978	X	X								
	M	MIITA Tauramo	16 OCT 2001	X	X	X							
	M	TAKOOA Nooa	10 MAR 1993	X	X	X							



Entry List by CGA

REVISED
7 APR 16:50

As of SAT 7 APR 2018

CGA	Gender	Name	Date of Birth	Event Participation								
				MT	MS	MD	SM6-10	WT	WS	WD	SW6-10	XD
MAS		Malaysia										
	M	BAKAR Mohamad Azwar	6 AUG 1987				X					
	M	CHOONG Javen	3 FEB 2001	X	X	X						X
	M	LEONG Chee Feng	25 FEB 1998	X	X	X						X
	M	MUHAMAD RIZAL Muhammad Ashraf Haiq.	11 JUN 1994	X	X							X
	F	CHANG Li Sian Alice	19 OCT 2000					X	X	X		
	F	HO Ying	9 MAY 1995					X	X	X		X
	F	LYNE Karen	2 AUG 2002					X	X	X		X
	F	TEE Ai Xin	1 JAN 2001					X		X		X
MRI		Mauritius										
	M	CHAN YOOK FO Brian	10 MAY 1989	X	X							X
	M	TAUCOORY Rhikesh	24 SEP 1987	X	X	X						X
	M	YOGARAJAH Akhilen	20 MAR 1995	X	X	X						X
	F	HO WAN KAU Elodie	24 JUL 1998					X	X			X
	F	KINOO Ruqayyah	21 MAY 1999					X	X	X		X
	F	RAMASAWMY Sanjana Alix	21 AUG 1993					X	X	X		X
NGR		Nigeria										
	M	ABIODUN Bode	10 SEP 1980	X	X	X						
	M	ARUNA Quadri	9 AUG 1988	X	X	X						
	M	JAMIU Azeez	14 JUN 1983	X								
	M	OGUNSANYA Temitope	27 APR 1972				X					
	M	OMOTAYO Olajide	6 JUL 1995	X		X						
	M	TORIOLA Segun	18 SEP 1974	X	X	X						
	F	OBAZUAYE Faith	4 MAR 1989								X	
NIR		Northern Ireland										
	M	CATHCART Owen	5 APR 2002	X	X	X						
	M	McCREERY Paul	14 MAY 1992	X	X	X						
	M	ROBINSON Ashley	24 NOV 1993	X	X	X						
	M	WILSON Zak	17 AUG 1998	X		X						
PAK		Pakistan										
	M	KHAWAJA Fahad	4 APR 2000		X	X						X
	M	RAMEEZ Muhammad	19 MAR 1996		X	X						X
	F	ALI Hareem Anwar	8 MAR 2000						X	X		X
	F	KHAN Fatima	2 MAR 2001						X	X		X
PNG		Papua New Guinea										
	M	LOI Geoffrey	15 APR 2000		X							
	F	NIME Vero	17 SEP 1982								X	
RSA		South Africa										
	M	COGILL Theo	23 FEB 1987				X					
SCO		Scotland										
	M	DALGLEISH Colin	11 JUN 1994	X	X							
	M	HOWIESON Craig	17 FEB 1990	X	X	X						
	M	RUMGAY Gavin	27 AUG 1984	X	X	X						



Entry List by CGA

REVISED
7 APR 16:50

As of SAT 7 APR 2018

CGA	Gender	Name	Date of Birth	Event Participation									
				MT	MS	MD	SM6-10	WT	WS	WD	SW6-10	XD	
SEY		Seychelles											
	M	SULTAN Godfrey	8 APR 1985		X								X
	F	BRISTOL Christy	24 DEC 1994						X				X
SGP		Singapore											
	M	BEH Kun Ting	14 JUN 2001	X									X
	M	GAO Ning	11 OCT 1982	X	X	X							X
	M	PANG Xue Jie	11 MAR 1993	X	X	X							X
	M	PANG Yew En Koen	8 MAY 2002	X		X							
	M	POH Shao Feng Ethan	5 FEB 1999	X	X	X							X
	F	FENG Tianwei	31 AUG 1986					X	X	X			
	F	LIN Ye	1 FEB 1996					X		X			X
	F	YU Mengyu	18 AUG 1989					X	X	X			X
	F	ZHANG Wanling	8 FEB 2000					X					X
	F	ZHOU Yihan	30 JAN 1994					X	X	X			X
SKN		Saint Kitts & Nevis											
	M	HODGE Shakquan	29 AUG 1998		X								X
	F	FREEMAN Angelisa	27 JUN 1995						X				X
SLE		Sierra Leone											
	M	BENJAMIN Rene	8 JUL 1981		X	X							
	M	GBOYAH Emmanuel	6 AUG 1992		X	X							
SOL		Solomon Islands											
	M	NUOPULA Gary	13 DEC 1990		X								X
	F	SIFI Lalmah	28 FEB 1997						X				X
SRI		Sri Lanka											
	M	JAYASINGHA MUDIYANSELAGE Buwaneka	25 MAR 1983	X	X	X							X
	M	RANASINGHA Imesh	7 OCT 1998	X	X	X							X
	M	SIRISENA Rohan	1 JAN 1982	X	X								X
	F	KAPUGEEKIYANA Hansani	23 MAY 2000					X	X	X			X
	F	MADURANGI Ishara	27 MAY 1990					X	X	X			X
	F	WARUSAWITHANA Erandi	6 JAN 1995					X	X				X
SVG		St Vinc & Grenadines											
	M	DANIEL Carlton	4 AUG 1976	X	X								
	M	MITCHELL Andre	26 JUL 2000	X	X	X							
	M	SPENCER Romano	5 JAN 1989	X	X	X							
TAN		Tanzania											
	M	MTALASO Masoud	21 AUG 1990		X	X							X
	M	TUMAINI Amoni	24 OCT 1994		X	X							X
	F	MWAI SYULA Neema	1 AUG 1991						X	X			X
	F	PAZI Fathiya	2 JUL 1995						X	X			X
TTO		Trinidad and Tobago											
	M	DOOKRAM Yuvraaj	27 NOV 1989	X	X	X							
	M	ST. LOUIS Dexter	21 MAR 1968	X	X								X
	M	WILSON Aaron	26 SEP 1998	X	X	X							
	F	CHUNG Rheann	27 MAR 1985						X				X



Entry List by CGA

REVISED
7 APR 16:50

As of SAT 7 APR 2018

CGA	Gender	Name	Date of Birth	Event Participation								
				MT	MS	MD	SM6-10	WT	WS	WD	SW6-10	XD
TUV		Tuvalu										
	M	MELTON Kalton	29 JUN 2004		X	X						
	M	VAEA Tulimanu	14 APR 2002		X	X						X
	F	KATEPU Brenda	5 JUL 2001						X			X
UGA		Uganda										
	M	NYAIKA Ronald	4 APR 1989		X							X
	F	NAMBOZO Halima	26 APR 1998						X			X
VAN		Vanuatu										
	M	LULU Ham	7 JUN 1988		X	X						X
	M	SHING Yoshua	20 JUN 1993		X	X						X
	F	LULU Anolyn	3 JAN 1979					X	X	X		X
	F	QWEA Stephanie	16 APR 1994					X	X			
	F	TOMMY Priscilla	23 MAY 1989					X	X	X		X
WAL		Wales										
	M	STACEY Joshua	25 FEB 2000				X					
	F	CAREY Charlotte	11 JUN 1996					X	X	X		
	F	HURSEY Anna	22 JUN 2006					X	X			
	F	THOMAS Chloe	23 APR 1994					X	X	X		
ZAM		Zambia										
	M	KATUNGU Kennedy	21 JUN 1975		X							

LEGEND

F Female	M Male	MD Men's Doubles
MS Men's Singles	MT Men's Team	SM6-10 Men's Singles Class 6-10
SW6-10 Women's Singles Class 6-10	WD Women's Doubles	WS Women's Singles
WT Women's Team	XD Mixed Doubles	

Women's entry Ishara MANNIKU BADU (SRI) name changed to Ishara MADURANG.
Men's entry Rohan MANAMENDRA GEDARA (SRI) name changed to Rohan SIRISENA.



Entry List by Event

REVISED
7 APR 16:52

As of SAT 7 APR 2018

CGA	Name	Date of Birth
AUS - Australia	CARTER Trent	11 SEP 1989
	HU Heming	21 MAR 1994
	POWELL David	8 APR 1991
	TOWNSEND Kane	13 APR 1993
	YAN Xin	9 DEC 1988
BAR - Barbados	DOUGHTY Kristian	5 JAN 1997
	DOWELL Mark	23 JUN 1982
	KNIGHT Tyrese	2 NOV 1999
	SMITH Marcus	19 MAR 2001
BIZ - Belize	HUKMANI Devesh	20 DEC 2004
	PAGARANI Rohit	26 APR 2002
	SU Terry	11 JUN 2003
CAN - Canada	BERNADET Antoine	5 SEP 1996
	MEDJUGORAC Marko	2 MAY 1996
	WANG Zhen	13 NOV 1985
ENG - England	DRINKHALL Paul	16 JAN 1990
	McBEATH David	15 MAR 1992
	PITCHFORD Liam	12 JUL 1993
	WALKER Samuel	7 MAY 1995
GHA - Ghana	ABREFA Derek	15 FEB 1992
	ASANTE Emmanuel	12 FEB 1995
	LARTEY Felix	16 JUN 1991
	SAM Bernard	2 MAY 1988
GUY - Guyana	BRITTON Shemar	13 JUL 1998
	BRYAN Nigel	18 JAN 1993
	FRANKLIN Christopher	18 NOV 1984
IND - India	ACHANTA Sharath	12 JUL 1982
	ANTHONY Amalraj	24 JAN 1986
	DESAI Harmeet	19 JUL 1993
	GNANASEKARAN Sathiyar	8 JAN 1993
	SHETTY Sanil Shankar	16 AUG 1989
KIR - Kiribati	JOHNNY Allie	20 JAN 1978
	MIITA Tauramoa	16 OCT 2001
	TAKOOA Nooa	10 MAR 1993



Entry List by Event

REVISED
7 APR 16:52

As of SAT 7 APR 2018

CGA	Name	Date of Birth
MAS - Malaysia	CHOONG Javen	3 FEB 2001
	LEONG Chee Feng	25 FEB 1998
	MUHAMAD RIZAL Muhammad Ashraf Haiq.	11 JUN 1994
MRI - Mauritius	CHAN YOOK FO Brian	10 MAY 1989
	TAUCOORY Rhikesh	24 SEP 1987
	YOGARAJAH Akhilen	20 MAR 1995
NGR - Nigeria	ABIODUN Bode	10 SEP 1980
	ARUNA Quadri	9 AUG 1988
	JAMIU Azeez	14 JUN 1983
	OMOTAYO Olajide	6 JUL 1995
	TORIOLA Segun	18 SEP 1974
NIR - Northern Ireland	CATHCART Owen	5 APR 2002
	McCREERY Paul	14 MAY 1992
	ROBINSON Ashley	24 NOV 1993
	WILSON Zak	17 AUG 1998
SCO - Scotland	DALGLEISH Colin	11 JUN 1994
	HOWIESON Craig	17 FEB 1990
	RUMGAY Gavin	27 AUG 1984
SGP - Singapore	BEH Kun Ting	14 JUN 2001
	GAO Ning	11 OCT 1982
	PANG Xue Jie	11 MAR 1993
	PANG Yew En Koen	8 MAY 2002
	POH Shao Feng Ethan	5 FEB 1999
SRI - Sri Lanka	JAYASINGHA MUDIYANSELAGE Buwaneka	25 MAR 1983
	RANASINGHA Imesh	7 OCT 1998
	SIRISENA Rohan	1 JAN 1982
SVG - St Vinc & Grenadines	DANIEL Carlton	4 AUG 1976
	MITCHELL Andre	26 JUL 2000
	SPENCER Romano	5 JAN 1989
TTO - Trinidad and Tobago	DOOKRAM Yuvraaj	27 NOV 1989
	ST. LOUIS Dexter	21 MAR 1968
	WILSON Aaron	26 SEP 1998

Men's entry Rohan MANAMENDRA GEDARA (SRI) name changed to Rohan SIRISENA.



Draw

GROUP 1

Name	CGA	IND	NIR	TTO	Match Points	Rk
India	IND		5 APR 18:30 MT12	3:0 (3:1, 3:0, 3:0)	2	1
Northern Ireland	NIR	5 APR 18:30 MT12		6 APR 12:00 MT13		
Trinidad and Tobago	TTO	0:3 (1:3, 0:3, 0:3)	6 APR 12:00 MT13		1	2

GROUP 2

Name	CGA	ENG	GUY	GHA	Match Points	Rk
England	ENG		5 APR 18:30 MT11	3:0 (3:0, 3:0, 3:0)	2	1
Guyana	GUY	5 APR 18:30 MT11		6 APR 12:00 MT14		
Ghana	GHA	0:3 (0:3, 0:3, 0:3)	6 APR 12:00 MT14		1	2

GROUP 3

Name	CGA	SGP	BAR	MRI	Match Points	Rk
Singapore	SGP		5 APR 18:30 MT10	3:0 (3:0, 3:0, 3:0)	2	1
Barbados	BAR	5 APR 18:30 MT10		6 APR 12:00 MT15		
Mauritius	MRI	0:3 (0:3, 0:3, 0:3)	6 APR 12:00 MT15		1	2

GROUP 4

Name	CGA	NGR	MAS	BIZ	Match Points	Rk
Nigeria	NGR		5 APR 18:30 MT9	3:0 (3:0, 3:0, 3:0)	2	1
Malaysia	MAS	5 APR 18:30 MT9		6 APR 12:00 MT16		
Belize	BIZ	0:3 (0:3, 0:3, 0:3)	6 APR 12:00 MT16		1	2



Draw

GROUP 5

Name	CGA	AUS	SCO	KIR	Match Points	Rk
Australia	AUS		5 APR 18:30 MT7	3:0 (3:1, 3:0, 3:0)	2	1
Scotland	SCO	5 APR 18:30 MT7		6 APR 12:00 MT18		
Kiribati	KIR	0:3 (1:3, 0:3, 0:3)	6 APR 12:00 MT18		1	2

GROUP 6

Name	CGA	CAN	SRI	SVG	Match Points	Rk
Canada	CAN		5 APR 18:30 MT8	3:0 (3:0, 3:0, 3:0)	2	1
Sri Lanka	SRI	5 APR 18:30 MT8		6 APR 12:00 MT17		
St Vincent and the Grenadines	SVG	0:3 (0:3, 0:3, 0:3)	6 APR 12:00 MT17		1	2

LEGEND

MT	Men's Team	Rk	Rank
----	------------	----	------



Draw

QUALIFIED FROM GROUPS				
Group	Rk	Name	CGA	Match Points
1	1	India	IND	4
2	1	England	ENG	4
3	1	Singapore	SGP	4
4	1	Nigeria	NGR	4
5	1	Australia	AUS	4
6	1	Canada	CAN	4
1	2	Northern Ireland	NIR	3
2	2	Guyana	GUY	3
3	2	Mauritius	MRI	3
4	2	Malaysia	MAS	3
5	2	Scotland	SCO	3
6	2	Sri Lanka	SRI	3



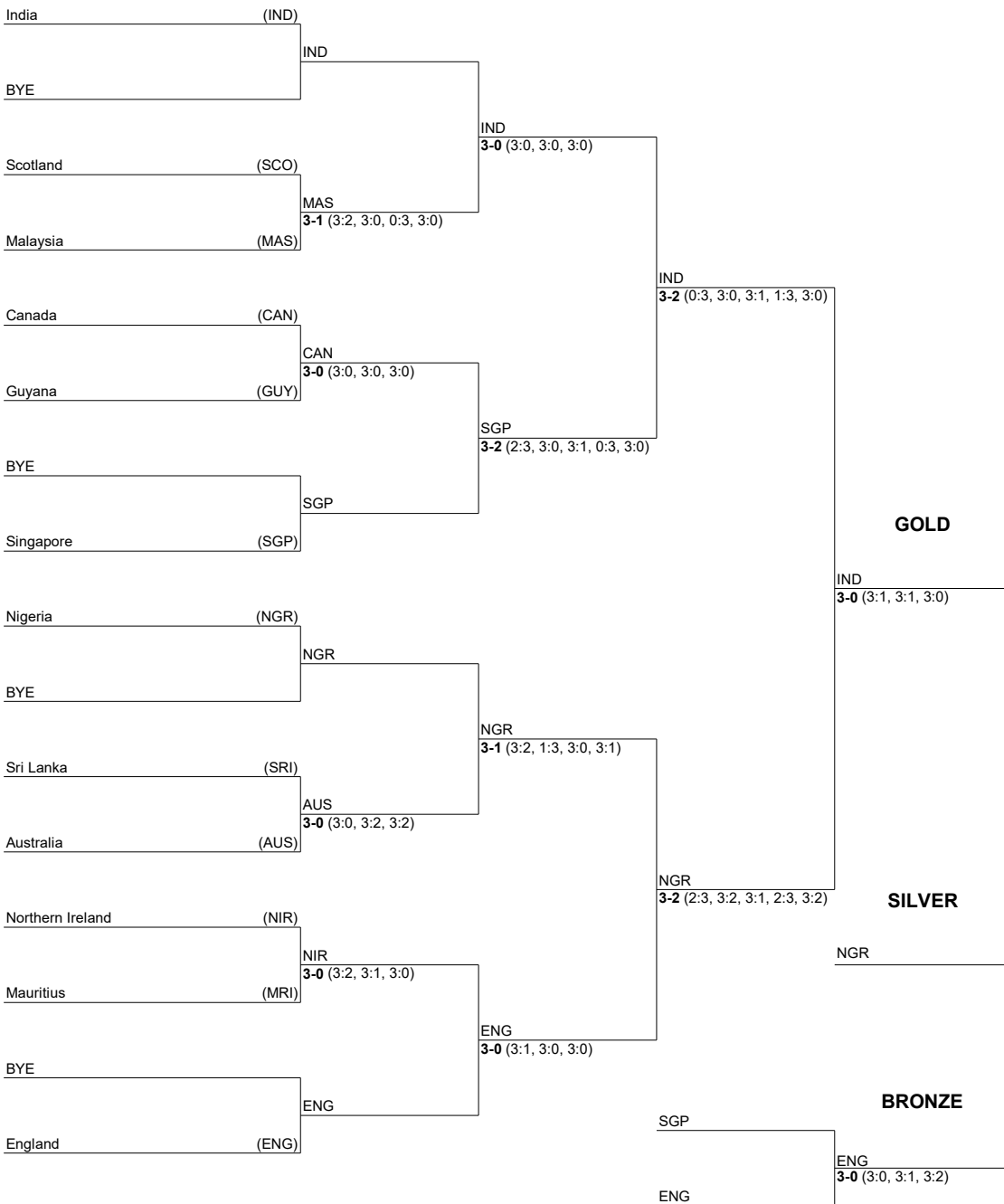
Draw

Round of 16

Quarterfinals

Semifinals

Finals



Final Ranking

Rank	Team
1	IND
2	NGR
3	ENG
4	SGP
5	AUS
5	CAN
5	MAS
5	NIR
9	GUY
9	MRI
9	SCO
9	SRI

GOLD

SILVER

BRONZE



Detailed Team Match Results

Trinidad and Tobago (TTO) **0 - 3** India (IND)

Team Match No : MT1 Table : 2 Umpires : FOOTE Ben (GGY) YEW Freddie (SGP)

Match 1			Match	Game 1	Game 2	Game 3	Game 4	Game 5
A	ST. LOUIS Dexter	TTO	1	5	11	2	12	
X	ANTHONY Amalraj	IND	3	11	3	11	14	
Duration of Match 1			27min	5min	5min	4min	10min	

Match 2			Match	Game 1	Game 2	Game 3	Game 4	Game 5
B	WILSON Aaron	TTO	0	5	5	4		
Y	GNANASEKARAN Sathiyar	IND	3	11	11	11		
Duration of Match 2			14min	4min	4min	4min		

Match 3			Match	Game 1	Game 2	Game 3	Game 4	Game 5
C/B	DOOKRAM Y / WILSON A	TTO	0	9	4	4		
Z/Y	DESAI H / G. SATHIYAN	IND	3	11	11	11		
Duration of Match 3			18min	5min	5min	4min		

Duration of Team Match	18min
------------------------	-------

Player Statistics	Trinidad and Tobago (TTO)					Team Match	India (IND)					Team Match
	Match						Match					
	1	2	3	4	5		1	2	3	4	5	
Points won	1	0	0			0	3	3	3			3
Biggest lead	8	1	6			8	9	8	7			9
Points won on own serve	16	7	9			32	21	17	11			49
Points lost on own serve	18	16	16			50	14	7	14			35
Most consecutive points won	5	2	4			5	8	9	8			9
Greatest deficit overcome	1	-	-			1	3	1	6			6

Match/Team Match Statistics	Match					Team Match
	1	2	3	4	5	
Longest rally (strokes)	8	9	6			9
Average rally	4	4	3			3

NOTES

The "Greatest deficit overcome" only applies when the player/pair ends up winning the game.

LEGEND

MT Men's Team No. Number



Detailed Team Match Results

Trinidad and Tobago (TTO) **0 - 3** India (IND)

Match 1: ST. LOUIS Dexter (TTO) **1-3** **ANTHONY Amalraj (IND)**

Match Summary		Match	Game 1	Game 2	Game 3	Game 4	Game 5
ST. LOUIS Dexter	TTO	1	5	11	2	12	
ANTHONY Amalraj	IND	3	11	3	11	14	
Duration		27min	5min	5min	4min	10min	

Team Match No : MT1 Table : 2 Umpires : FOOTE Ben (GGY) YEW Freddie (SGP)

Player Statistics	ST. LOUIS Dexter (TTO)					Match	ANTHONY Amalraj (IND)					Match
	Game						Game					
	1	2	3	4	5		1	2	3	4	5	
Points won	5	11	2	12		1	11	3	11	14		3
Biggest lead	3	8	-	3		8	6	1	9	2		9
Points won on own serve	3	5	1	7		16	6	2	5	8		21
Points lost on own serve	5	1	6	6		18	2	6	1	5		14
Most consecutive points won	3	5	1	2		5	8	1	6	4		8
Greatest deficit overcome	-	1	-	-		1	3	-	-	3		3
Handedness/Grip	Left/						Right/					

Game/Match Statistics	Game					Match
	1	2	3	4	5	
Longest rally (strokes)	6	7	6	8		8
Average rally	4	4	4	4		4

Game Progress

1	ST. LOUIS Dexter (TTO)	*0	2	*3	3	*3	3	*4	5	5								
	ANTHONY Amalraj (IND)	0	*0	1	*3	5	*7	8	*9	11								
2	ST. LOUIS Dexter (TTO)	0	*1	3	*5	6	*7	9	11									
	ANTHONY Amalraj (IND)	*0	1	*1	1	*2	3	*3	3									
3	ST. LOUIS Dexter (TTO)	*0	0	*0	0	*1	2	*2	2									
	ANTHONY Amalraj (IND)	0	*2	4	*6	7	*8	10	11									
4	ST. LOUIS Dexter (TTO)	0	*2	3	*4	5	*6	6	*7	8	*8	10	*10	11	*11	12	*12	12
	ANTHONY Amalraj (IND)	*0	0	*1	2	*3	4	*6	7	*8	10	*10	11	*11	12	*12	13	14

NOTES

"*" denotes server. The "Greatest deficit overcome" only applies when the player ends up winning the game.



Detailed Team Match Results

Trinidad and Tobago (TTO) **0 - 3** India (IND)

Match 2: WILSON Aaron (TTO) **0-3** GNANASEKARAN Sathiyam (IND)

Match Summary		Match	Game 1	Game 2	Game 3	Game 4	Game 5
WILSON Aaron	TTO	0	5	5	4		
GNANASEKARAN Sathiyam	IND	3	11	11	11		
Duration		14min	4min	4min	4min		

Team Match No : MT1 Table : 2 Umpires : FOOTE Ben (GGY) YEW Freddie (SGP)

Player Statistics	WILSON Aaron (TTO)						GNANASEKARAN Sathiyam (IND)					
	Game					Match	Game					Match
	1	2	3	4	5		1	2	3	4	5	
Points won	5	5	4			0	11	11	11			3
Biggest lead	-	-	1			1	6	6	8			8
Points won on own serve	4	2	1			7	7	5	5			17
Points lost on own serve	4	6	6			16	1	3	3			7
Most consecutive points won	2	2	2			2	4	4	9			9
Greatest deficit overcome	-	-	-			-	-	-	1			1
Handedness/Grip	Right/						Right/					

Game/Match Statistics	Game					Match
	1	2	3	4	5	
Longest rally (strokes)	7	9	6			9
Average rally	4	4	3			4

Game Progress

1	WILSON Aaron (TTO)	0	*0	1	*1	2	*2	4	*5	5
	GNANASEKARAN Sathiyam (IND)	*0	2	*3	5	*6	8	*8	9	11
2	WILSON Aaron (TTO)	*0	0	*1	1	*2	3	*4	5	5
	GNANASEKARAN Sathiyam (IND)	0	*2	3	*5	6	*7	8	*9	11
3	WILSON Aaron (TTO)	0	*1	1	*1	1	*1	2	*4	4
	GNANASEKARAN Sathiyam (IND)	*0	1	*3	5	*7	9	*10	10	11

NOTES

"*" denotes server. The "Greatest deficit overcome" only applies when the player ends up winning the game.



Detailed Team Match Results

Trinidad and Tobago (TTO) **0 - 3** India (IND)

Match 3: DOOKRAM Yuvraaj (TTO) **0-3** DESAI Harmeet (IND)
WILSON Aaron GNANASEKARAN Sathiyar

Match Summary

		Match	Game 1	Game 2	Game 3	Game 4	Game 5
DOOKRAM Yuvraaj / WILSON A	TTO	0	9	4	4		
DESAI Harmeet / G. SATHIYAN	IND	3	11	11	11		
	Duration	18min	5min	5min	4min		

Team Match No : MT1 Table : 2 Umpires : FOOTE Ben (GGY) YEW Freddie (SGP)

Player Statistics	DOOKRAM Y / WILSON A (TTO)						DESAI H / G. SATHIYAN (IND)					
	Game					Match	Game					Match
	1	2	3	4	5		1	2	3	4	5	
Points won	9	4	4			0	11	11	11			3
Biggest lead	1	6	2			6	7	7	7			7
Points won on own serve	4	3	2			9	5	1	5			11
Points lost on own serve	6	4	6			16	5	7	2			14
Most consecutive points won	3	4	2			4	8	3	8			8
Greatest deficit overcome	-	-	-			-	1	6	2			6
Handedness/Grip	Right/ - Right/						Right/ - Right/					

Game/Match Statistics	Game					Match
	1	2	3	4	5	
Longest rally (strokes)	6	7	6			6
Average rally	3	3	3			3

Game Progress

1	DOOKRAM Y / WILSON A (TTO)	0	*-1	1	*-1	1	*-2	4	*-5	6	*-8	9
	DESAI H / G. SATHIYAN (IND)	*-0	1	*-3	5	*-7	8	*-8	9	*-10	10	11
2	DOOKRAM Y / WILSON A (TTO)	0	*-2	3	*-4	5	*-7	8	*-10	4		
	DESAI H / G. SATHIYAN (IND)	*-0	0	*-1	2	*-3	3	*-4	4	11		
3	DOOKRAM Y / WILSON A (TTO)	*-0	2	*-2	2	*-2	2	*-4	4	4		
	DESAI H / G. SATHIYAN (IND)	0	*-0	2	*-4	6	*-8	8	*-10	11		

NOTES

"*-." denotes first player of pair is server, "-*" denotes second player of pair is server. The "Greatest deficit overcome" only applies when the pair ends up winning the game.



Detailed Team Match Results

Northern Ireland (NIR) **0 - 3** India (IND)

Team Match No : MT12 Table : 3 Umpires : NOMURA Nanako (AUS) POOLE Maurie (AUS)

Match 1			Match	Game 1	Game 2	Game 3	Game 4	Game 5
A	ROBINSON Ashley	NIR	0	4	6	4		
X	GNANASEKARAN Sathiyar	IND	3	11	11	11		
Duration of Match 1			15min	4min	5min	5min		

Match 2			Match	Game 1	Game 2	Game 3	Game 4	Game 5
B	McCREERY Paul	NIR	0	6	8	4		
Y	ACHANTA Sharath	IND	3	11	11	11		
Duration of Match 2			18min	5min	7min	5min		

Match 3			Match	Game 1	Game 2	Game 3	Game 4	Game 5
C/B	WILSON Z / McCREERY P	NIR	1	2	11	5	7	
Z/X	DESAI H / G. SATHIYAN	IND	3	11	9	11	11	
Duration of Match 3			22min	3min	6min	5min	5min	

Duration of Team Match	22min
------------------------	-------

Player Statistics	Northern Ireland (NIR)					Team Match	India (IND)					Team Match
	Match						Match					
	1	2	3	4	5		1	2	3	4	5	
Points won	0	0	1			0	3	3	3			3
Biggest lead	1	1	2			2	7	7	9			9
Points won on own serve	7	7	10			24	16	15	18			49
Points lost on own serve	17	18	24			59	7	10	14			31
Most consecutive points won	2	3	3			3	6	5	6			6
Greatest deficit overcome	-	-	3			3	1	1	1			1

Match/Team Match Statistics	Match					Team Match
	1	2	3	4	5	
Longest rally (strokes)	9	10	8			10
Average rally	3	4	4			4

NOTES

The "Greatest deficit overcome" only applies when the player/pair ends up winning the game.

LEGEND

MT Men's Team No. Number



Detailed Team Match Results

Northern Ireland (NIR) **0 - 3** India (IND)

Match 1: ROBINSON Ashley (NIR) **0-3** GNANASEKARAN Sathiyam (IND)

Match Summary

		Match	Game 1	Game 2	Game 3	Game 4	Game 5
ROBINSON Ashley	NIR	0	4	6	4		
GNANASEKARAN Sathiyam	IND	3	11	11	11		
	Duration	15min	4min	5min	5min		

Team Match No : MT12 Table : 3 Umpires : NOMURA Nanako (AUS) POOLE Maurie (AUS)

Player Statistics	ROBINSON Ashley (NIR)						GNANASEKARAN Sathiyam (IND)					
	Game					Match	Game					Match
	1	2	3	4	5		1	2	3	4	5	
Points won	4	6	4			0	11	11	11			3
Biggest lead	-	1	-			1	7	5	7			7
Points won on own serve	2	4	1			7	5	7	4			16
Points lost on own serve	6	4	7			17	2	2	3			7
Most consecutive points won	1	2	2			2	3	4	6			6
Greatest deficit overcome	-	-	-			-	-	1	-			1
Handedness/Grip	Right/						Right/					

Game/Match Statistics	Game					Match
	1	2	3	4	5	
Longest rally (strokes)	5	9	8			9
Average rally	3	3	3			3

Game Progress

1	ROBINSON Ashley (NIR)	*0	0	*1	1	*2	3	*3	4	4
	GNANASEKARAN Sathiyam (IND)	0	*2	3	*5	6	*7	9	*10	11
2	ROBINSON Ashley (NIR)	0	*1	2	*2	3	*3	4	*5	6
	GNANASEKARAN Sathiyam (IND)	*0	1	*2	4	*5	7	*8	9	*10
3	ROBINSON Ashley (NIR)	*0	0	*2	2	*2	2	*3	4	4
	GNANASEKARAN Sathiyam (IND)	0	*2	2	*4	6	*8	9	*10	11

NOTES

"*" denotes server. The "Greatest deficit overcome" only applies when the player ends up winning the game.



Detailed Team Match Results

Northern Ireland (NIR) **0 - 3** India (IND)

Match 2: McCREERY Paul (NIR) **0-3** ACHANTA Sharath (IND)

Match Summary		Match	Game 1	Game 2	Game 3	Game 4	Game 5
McCREERY Paul	NIR	0	6	8	4		
ACHANTA Sharath	IND	3	11	11	11		
Duration		18min	5min	7min	5min		

Team Match No : MT12 Table : 3 Umpires : NOMURA Nanako (AUS) POOLE Maurie (AUS)

Player Statistics	McCREERY Paul (NIR)						ACHANTA Sharath (IND)					
	Game					Match	Game					Match
	1	2	3	4	5		1	2	3	4	5	
Points won	6	8	4			0	11	11	11			3
Biggest lead	1	1	1			1	6	4	7			7
Points won on own serve	2	4	1			7	4	6	5			15
Points lost on own serve	7	5	6			18	4	4	2			10
Most consecutive points won	2	3	1			3	4	5	4			5
Greatest deficit overcome	-	-	-			-	1	1	1			1
Handedness/Grip	Right/						Right/					

Game/Match Statistics	Game					Match
	1	2	3	4	5	
Longest rally (strokes)	7	9	10			10
Average rally	4	5	4			4

Game Progress

1	McCREERY Paul (NIR)	*0	1	*2	2	*3	3	*3	4	*6	6	
	ACHANTA Sharath (IND)	0	*1	2	*4	5	*7	9	*10	10	11	
2	McCREERY Paul (NIR)	0	*1	2	*2	2	*3	5	*6	7	*8	8
	ACHANTA Sharath (IND)	*0	1	*2	4	*6	7	*7	8	*9	10	11
3	McCREERY Paul (NIR)	0	1	*1	2	*3	3	*4	4	4	4	
	ACHANTA Sharath (IND)	0	*1	3	*4	5	*7	8	*10	11		

NOTES

"*" denotes server. The "Greatest deficit overcome" only applies when the player ends up winning the game.



Detailed Team Match Results

Northern Ireland (NIR) **0 - 3** India (IND)

Match 3: WILSON Zak (NIR) **1-3** DESAI Harmeet (IND)
McCREERY Paul GANASEKARAN Sathiyar

Match Summary		Match	Game 1	Game 2	Game 3	Game 4	Game 5
WILSON Zak / McCREERY P	NIR	1	2	11	5	7	
DESAI Harmeet / G. SATHIYAN	IND	3	11	9	11	11	
Duration		22min	3min	6min	5min	5min	

Team Match No : MT12 Table : 3 Umpires : NOMURA Nanako (AUS) POOLE Maurie (AUS)

Player Statistics	WILSON Z / McCREERY P (NIR)					Match	DESAI H / G. SATHIYAN (IND)					Match
	Game						Game					
	1	2	3	4	5		1	2	3	4	5	
Points won	2	11	5	7		1	11	9	11	11		3
Biggest lead	-	2	1	-		2	9	3	6	6		9
Points won on own serve	2	5	1	2		10	7	4	4	3		18
Points lost on own serve	4	5	7	8		24	0	6	3	5		14
Most consecutive points won	1	3	2	3		3	6	3	5	3		6
Greatest deficit overcome	-	3	-	-		3	-	-	1	-		1
Handedness/Grip	Left/ - Right/						Right/ - Right/					

Game/Match Statistics	Game					Match
	1	2	3	4	5	
Longest rally (strokes)	5	6	8	7		8
Average rally	4	4	4	4		4

Game Progress

1	WILSON Z / McCREERY P (NIR)	0	*0	1	*-1	2	*-2	2	2			
	DESAI H / G. SATHIYAN (IND)	*-0	2	*-3	5	*-6	8	*-10	11			
2	WILSON Z / McCREERY P (NIR)	*-0	0	*-1	3	*-3	4	*-6	7	*-9	10	11
	DESAI H / G. SATHIYAN (IND)	0	*-2	3	*-3	5	*-6	6	*-7	7	*-8	9
3	WILSON Z / McCREERY P (NIR)	0	*-1	1	*-1	2	*-4	4	*-5	5		
	DESAI H / G. SATHIYAN (IND)	0	1	*-3	5	*-6	6	*-8	9	11		
4	WILSON Z / McCREERY P (NIR)	*-0	0	*-1	1	*-2	2	*-3	4	*-6	7	
	DESAI H / G. SATHIYAN (IND)	0	*-2	3	*-5	6	*-8	9	*-10	10	11	

NOTES

"*-." denotes first player of pair is server, "-*" denotes second player of pair is server. The "Greatest deficit overcome" only applies when the pair ends up winning the game.



Detailed Team Match Results

Trinidad and Tobago (TTO) 1 - 3 Northern Ireland (NIR)

Team Match No : MT13 Table : 1 Umpires : FRANSMAN Claire (RSA) MUGWANYA Ronald (UGA)

Match 1			Match	Game 1	Game 2	Game 3	Game 4	Game 5
A	ST. LOUIS Dexter	TTO	3	5	11	12	11	
X	ROBINSON Ashley	NIR	1	11	5	10	6	
Duration of Match 1			29min	6min	5min	8min	7min	

Match 2			Match	Game 1	Game 2	Game 3	Game 4	Game 5
B	DOOKRAM Yuvraaj	TTO	0	3	2	6		
Y	McCREERY Paul	NIR	3	11	11	11		
Duration of Match 2			14min	4min	4min	5min		

Match 3			Match	Game 1	Game 2	Game 3	Game 4	Game 5
C/B	WILSON A / DOOKRAM Y	TTO	0	9	9	5		
Z/Y	CATHCART O / McCREERY P	NIR	3	11	11	11		
Duration of Match 3			17min	5min	6min	4min		

Match 4			Match	Game 1	Game 2	Game 3	Game 4	Game 5
A	ST. LOUIS Dexter	TTO	0	8	9	7		
Z	CATHCART Owen	NIR	3	11	11	11		
Duration of Match 4			24min	7min	8min	8min		

Duration of Team Match	1h40min
------------------------	---------

Player Statistics	Trinidad and Tobago (TTO)					Team Match	Northern Ireland (NIR)					Team Match	
	Match						Team Match	Match					
	1	2	3	4	5			1	2	3	4		5
Points won	3	0	0	0		1	1	3	3	3		3	
Biggest lead	8	2	3	6		8	6	9	6	4		9	
Points won on own serve	24	6	13	15		58	20	18	19	19		76	
Points lost on own serve	12	15	14	14		55	15	5	9	8		37	
Most consecutive points won	6	3	3	6		6	6	9	6	8		9	
Greatest deficit overcome	4	-	-	-		4	2	2	3	6		6	

Match/Team Match Statistics	Match					Team Match
	1	2	3	4	5	
Longest rally (strokes)	17	10	10	8		17
Average rally	4	4	4	4		4

NOTES

The "Greatest deficit overcome" only applies when the player/pair ends up winning the game.

LEGEND

MT Men's Team No. Number



Detailed Team Match Results

Trinidad and Tobago (TTO) 1 - 3 Northern Ireland (NIR)

Match 1: ST. LOUIS Dexter (TTO) 3-1 ROBINSON Ashley (NIR)

Match Summary		Match	Game 1	Game 2	Game 3	Game 4	Game 5
ST. LOUIS Dexter	TTO	3	5	11	12	11	
ROBINSON Ashley	NIR	1	11	5	10	6	
Duration		29min	6min	5min	8min	7min	

Team Match No : MT13 Table : 1 Umpires : FRANSMAN Claire (RSA) MUGWANYA Ronald (UGA)

Player Statistics	ST. LOUIS Dexter (TTO)						ROBINSON Ashley (NIR)					
	Game					Match	Game					Match
	1	2	3	4	5		1	2	3	4	5	
Points won	5	11	12	11		3	11	5	10	6		1
Biggest lead	2	8	2	5		8	6	-	4	2		6
Points won on own serve	3	6	8	7		24	6	3	7	4		20
Points lost on own serve	5	2	3	2		12	2	5	4	4		15
Most consecutive points won	2	6	5	6		6	6	3	5	2		6
Greatest deficit overcome	-	-	4	2		4	2	-	-	-		2
Handedness/Grip	Left/						Right/					

Game/Match Statistics	Game					Match
	1	2	3	4	5	
Longest rally (strokes)	17	13	7	10		17
Average rally	5	4	4	4		4

Game Progress

1	ST. LOUIS Dexter (TTO)	0	*1	3	*3	3	*3	4	*5	5				
	ROBINSON Ashley (NIR)	*0	1	*1	3	*5	7	*8	9	11				
2	ST. LOUIS Dexter (TTO)	*0	2	*4	6	*7	9	*10	10	11				
	ROBINSON Ashley (NIR)	0	*0	0	*0	1	*1	2	*4	5				
3	ST. LOUIS Dexter (TTO)	0	*1	3	*3	3	*4	5	*5	7	*8	10	*11	12
	ROBINSON Ashley (NIR)	*0	1	*1	3	*5	6	*7	9	*9	10	*10	10	10
4	ST. LOUIS Dexter (TTO)	*0	1	*2	3	*3	5	*7	9	*10	11			
	ROBINSON Ashley (NIR)	0	*1	2	*3	5	*5	5	*5	6	6			

NOTES

"*" denotes server. The "Greatest deficit overcome" only applies when the player ends up winning the game.



Detailed Team Match Results

Trinidad and Tobago (TTO) **1 - 3** Northern Ireland (NIR)

Match 2: DOOKRAM Yuvraaj (TTO) **0-3** McCREERY Paul (NIR)

Match Summary		Match	Game 1	Game 2	Game 3	Game 4	Game 5
DOOKRAM Yuvraaj	TTO	0	3	2	6		
McCREERY Paul	NIR	3	11	11	11		
Duration		14min	4min	4min	5min		

Team Match No : MT13 Table : 1 Umpires : FRANSMAN Claire (RSA) MUGWANYA Ronald (UGA)

Player Statistics	DOOKRAM Yuvraaj (TTO)						McCREERY Paul (NIR)					
	Game					Match	Game					Match
	1	2	3	4	5		1	2	3	4	5	
Points won	3	2	6			0	11	11	11			3
Biggest lead	-	-	2			2	8	9	5			9
Points won on own serve	1	1	4			6	6	5	7			18
Points lost on own serve	5	6	4			15	2	1	2			5
Most consecutive points won	1	1	3			3	5	9	5			9
Greatest deficit overcome	-	-	-			-	-	-	2			2
Handedness/Grip	Right/						Right/					

Game/Match Statistics	Game					Match
	1	2	3	4	5	
Longest rally (strokes)	10	7	10			10
Average rally	4	4	4			4

Game Progress

1	DOOKRAM Yuvraaj (TTO)	0	*0	1	*2	2	*3	3	3	3	
	McCREERY Paul (NIR)	*0	2	*3	4	*6	7	*9	11		
2	DOOKRAM Yuvraaj (TTO)	*0	1	*1	1	*1	1	*2	2	2	
	McCREERY Paul (NIR)	0	*1	3	*5	7	*9	10	11		
3	DOOKRAM Yuvraaj (TTO)	0	*1	3	*3	3	*4	6	*6	6	6
	McCREERY Paul (NIR)	*0	1	*1	3	*5	6	*6	8	*10	11

NOTES

"*" denotes server. The "Greatest deficit overcome" only applies when the player ends up winning the game.



Detailed Team Match Results

Trinidad and Tobago (TTO) **1 - 3** Northern Ireland (NIR)

Match 3: WILSON Aaron (TTO) **0-3** CATHCART Owen (NIR)
DOOKRAM Yuvraaj McCREERY Paul

Match Summary

		Match	Game 1	Game 2	Game 3	Game 4	Game 5
WILSON Aaron / DOOKRAM Y	TTO	0	9	9	5		
CATHCART Owen / McCREERY P	NIR	3	11	11	11		
	Duration	17min	5min	6min	4min		

Team Match No : MT13 Table : 1 Umpires : FRANSMAN Claire (RSA) MUGWANYA Ronald (UGA)

Player Statistics	WILSON A / DOOKRAM Y (TTO)						CATHCART O / McCREERY P (NIR)					
	Game					Match	Game					Match
	1	2	3	4	5		1	2	3	4	5	
Points won	9	9	5			0	11	11	11			3
Biggest lead	1	1	3			3	4	3	6			6
Points won on own serve	6	4	3			13	7	5	7			19
Points lost on own serve	4	6	4			14	3	5	1			9
Most consecutive points won	3	2	3			3	3	3	6			6
Greatest deficit overcome	-	-	-			-	1	1	3			3
Handedness/Grip	Right/ - Right/						Right/ - Right/					

Game/Match Statistics	Game					Match
	1	2	3	4	5	
Longest rally (strokes)	6	10	6			10
Average rally	3	4	4			4

Game Progress

1	WILSON A / DOOKRAM Y (TTO)	-*0	1	*-2	3	-*3	4	*-5	6	-*6	8	9
	CATHCART O / McCREERY P (NIR)	0	-*1	2	*-3	5	-*6	7	*-8	10	-*10	11
2	WILSON A / DOOKRAM Y (TTO)	0	-*1	1	*-2	3	-*4	5	*-6	7	-*8	9
	CATHCART O / McCREERY P (NIR)	-*0	1	*-3	4	-*5	6	*-7	8	-*9	10	11
3	WILSON A / DOOKRAM Y (TTO)	0	2	*-3	4	-*4	5	*-5	5	5	5	5
	CATHCART O / McCREERY P (NIR)	0	-*0	1	*-2	4	-*5	7	*-9	11		

NOTES

"*-" denotes first player of pair is server, "-*" denotes second player of pair is server. The "Greatest deficit overcome" only applies when the pair ends up winning the game.



Detailed Team Match Results

Trinidad and Tobago (TTO) **1 - 3** Northern Ireland (NIR)

Match 4: ST. LOUIS Dexter (TTO) **0-3** CATHCART Owen (NIR)

Match Summary		Match	Game 1	Game 2	Game 3	Game 4	Game 5
ST. LOUIS Dexter	TTO	0	8	9	7		
CATHCART Owen	NIR	3	11	11	11		
Duration		24min	7min	8min	8min		

Team Match No : MT13 Table : 1 Umpires : FRANSMAN Claire (RSA) MUGWANYA Ronald (UGA)

Player Statistics	ST. LOUIS Dexter (TTO)					Match	CATHCART Owen (NIR)					Match
	Game						Game					
	1	2	3	4	5		1	2	3	4	5	
Points won	8	9	7			0	11	11	11			3
Biggest lead	6	3	2			6	3	2	4			4
Points won on own serve	6	5	4			15	7	6	6			19
Points lost on own serve	4	5	5			14	2	4	2			8
Most consecutive points won	6	4	3			6	8	4	6			8
Greatest deficit overcome	-	-	-			-	6	3	2			6
Handedness/Grip	Left/						Right/					

Game/Match Statistics	Game					Match
	1	2	3	4	5	
Longest rally (strokes)	8	8	8			8
Average rally	4	4	4			4

Game Progress

1	ST. LOUIS Dexter (TTO)	*0	2	*4	6	*6	7	*7	7	*7	8	8
	CATHCART Owen (NIR)	0	*0	0	*0	2	*3	5	*7	9	*10	11
2	ST. LOUIS Dexter (TTO)	0	*1	3	*4	4	*5	6	*7	9	*9	9
	CATHCART Owen (NIR)	*0	1	*1	2	*4	5	*6	7	*7	9	11
3	ST. LOUIS Dexter (TTO)	0	2	*2	2	*2	4	*5	6	*7	7	
	CATHCART Owen (NIR)	0	*0	2	*4	6	*6	7	*8	9	11	

NOTES

"*" denotes server. The "Greatest deficit overcome" only applies when the player ends up winning the game.



Detailed Team Match Results

Ghana (GHA) 0 - 3 England (ENG)

Team Match No : MT2 Table : 1 Umpires : ARINYE Cecilia (NGR) GILLESPIE Stephen (AUS)

Match 1			Match	Game 1	Game 2	Game 3	Game 4	Game 5
A	ABREFA Derek	GHA	0	8	1	8		
X	DRINKHALL Paul	ENG	3	11	11	11		
Duration of Match 1			18min	5min	4min	4min		

Match 2			Match	Game 1	Game 2	Game 3	Game 4	Game 5
B	LARTEY Felix	GHA	0	6	6	7		
Y	PITCHFORD Liam	ENG	3	11	11	11		
Duration of Match 2			15min	4min	5min	5min		

Match 3			Match	Game 1	Game 2	Game 3	Game 4	Game 5
C/A	SAM B / ABREFA D	GHA	0	4	4	4		
Z/X	WALKER S / DRINKHALL P	ENG	3	11	11	11		
Duration of Match 3			15min	4min	5min	5min		

Duration of Team Match	15min
------------------------	-------

Player Statistics	Ghana (GHA)					Team Match	England (ENG)					Team Match
	Match						Match					
	1	2	3	4	5		1	2	3	4	5	
Points won	0	0	0			0	3	3	3			3
Biggest lead	6	3	1			6	10	5	7			10
Points won on own serve	11	10	6			27	17	17	16			50
Points lost on own serve	14	16	16			46	6	7	6			19
Most consecutive points won	4	3	2			4	9	6	6			9
Greatest deficit overcome	-	-	-			-	6	3	1			6

Match/Team Match Statistics	Match					Team Match
	1	2	3	4	5	
Longest rally (strokes)	12	12	10			12
Average rally	4	3	3			4

NOTES

The "Greatest deficit overcome" only applies when the player/pair ends up winning the game.

LEGEND

MT Men's Team No. Number



Detailed Team Match Results

Ghana (GHA) 0 - 3 England (ENG)

Match 1: ABREFA Derek (GHA) 0-3 DRINKHALL Paul (ENG)

Match Summary		Match	Game 1	Game 2	Game 3	Game 4	Game 5
ABREFA Derek	GHA	0	8	1	8		
DRINKHALL Paul	ENG	3	11	11	11		
Duration		18min	5min	4min	4min		

Team Match No : MT2 Table : 1 Umpires : ARINYE Cecilia (NGR) GILLESPIE Stephen (AUS)

Player Statistics	ABREFA Derek (GHA)						DRINKHALL Paul (ENG)					
	Game					Match	Game					Match
	1	2	3	4	5		1	2	3	4	5	
Points won	8	1	8			0	11	11	11			3
Biggest lead	6	-	-			6	3	10	3			10
Points won on own serve	5	1	5			11	6	5	6			17
Points lost on own serve	5	5	4			14	3	0	3			6
Most consecutive points won	4	1	2			4	9	9	3			9
Greatest deficit overcome	-	-	-			-	6	-	-			6
Handedness/Grip	/						Right/					

Game/Match Statistics	Game					Match
	1	2	3	4	5	
Longest rally (strokes)	11	7	12			12
Average rally	4	4	6			4

Game Progress

1	ABREFA Derek (GHA)	*0	2	*4	5	*6	8	*8	8	*8	8	8
	DRINKHALL Paul (ENG)	0	*0	0	*1	2	*2	4	*6	8	*10	11
2	ABREFA Derek (GHA)	0	*0	1	*1	1	*1	1				
	DRINKHALL Paul (ENG)	0	2	*3	5	*7	9	11				
3	ABREFA Derek (GHA)	0	1	*1	2	*3	4	*5	7	7	*8	8
	DRINKHALL Paul (ENG)	0	*1	3	*4	5	*6	7	*7	*9	10	11

NOTES

"*" denotes server. The "Greatest deficit overcome" only applies when the player ends up winning the game.



Detailed Team Match Results

Ghana (GHA) 0 - 3 England (ENG)

Match 2: LARTEY Felix (GHA) 0-3 PITCHFORD Liam (ENG)

Match Summary		Match	Game 1	Game 2	Game 3	Game 4	Game 5
LARTEY Felix	GHA	0	6	6	7		
PITCHFORD Liam	ENG	3	11	11	11		
Duration		15min	4min	5min	5min		

Team Match No : MT2 Table : 1 Umpires : ARINYE Cecilia (NGR) GILLESPIE Stephen (AUS)

Player Statistics	LARTEY Felix (GHA)						PITCHFORD Liam (ENG)					
	Game					Match	Game					Match
	1	2	3	4	5		1	2	3	4	5	
Points won	6	6	7			0	11	11	11			3
Biggest lead	1	1	3			3	5	5	5			5
Points won on own serve	3	3	4			10	5	6	6			17
Points lost on own serve	6	5	5			16	3	2	2			7
Most consecutive points won	1	2	3			3	4	5	6			6
Greatest deficit overcome	-	-	-			-	1	1	3			3
Handedness/Grip	/						Right/					

Game/Match Statistics	Game					Match
	1	2	3	4	5	
Longest rally (strokes)	4	12	7			12
Average rally	3	4	3			3

Game Progress

1	LARTEY Felix (GHA)	*0	1	*2	3	*3	4	*5	5	*6	6
	PITCHFORD Liam (ENG)	0	*1	2	*3	5	*6	7	*9	10	11
2	LARTEY Felix (GHA)	0	*1	1	*2	3	*4	6	*6	6	6
	PITCHFORD Liam (ENG)	0	1	*3	4	*5	6	*6	8	*10	11
3	LARTEY Felix (GHA)	0	2	*3	3	*3	4	*4	5	*6	7
	PITCHFORD Liam (ENG)	0	*0	1	*3	5	*6	8	*9	10	11

NOTES

"*" denotes server. The "Greatest deficit overcome" only applies when the player ends up winning the game.



Detailed Team Match Results

Ghana (GHA) 0 - 3 England (ENG)

Match 3: SAM Bernard (GHA) 0-3 WALKER Samuel (ENG)
ABREFA Derek DRINKHALL Paul

Match Summary

		Match	Game 1	Game 2	Game 3	Game 4	Game 5
SAM Bernard / ABREFA D	GHA	0	4	4	4		
WALKER Samuel / DRINKHALL P	ENG	3	11	11	11		
	Duration	15min	4min	5min	5min		

Team Match No : MT2 Table : 1 Umpires : ARINYE Cecilia (NGR) GILLESPIE Stephen (AUS)

Player Statistics	SAM B / ABREFA D (GHA)					Match	WALKER S / DRINKHALL P (ENG)					Match
	Game						Game					
	1	2	3	4	5		1	2	3	4	5	
Points won	4	4	4			0	11	11	11			3
Biggest lead	1	-	1			1	7	7	7			7
Points won on own serve	3	1	2			6	6	5	5			16
Points lost on own serve	5	6	5			16	1	3	2			6
Most consecutive points won	1	2	2			2	6	4	6			6
Greatest deficit overcome	-	-	-			-	1	-	1			1
Handedness/Grip	/ - /						Right/ - Right/					

Game/Match Statistics	Game					Match
	1	2	3	4	5	
Longest rally (strokes)	6	8	10			10
Average rally	3	3	4			3

Game Progress

1	SAM B / ABREFA D (GHA)	-*0	1	*-2	3	-*3	4	*-4	4	4
	WALKER S / DRINKHALL P (ENG)	0	-*1	2	*-3	5	-*6	8	*-10	11
2	SAM B / ABREFA D (GHA)	0	0	-*0	1	*-3	3	3	-*4	4
	WALKER S / DRINKHALL P (ENG)	*-0	-*2	4	*-5	5	-*7	-*9	10	11
3	SAM B / ABREFA D (GHA)	0	1	*-2	2	-*2	3	*-4	4	4
	WALKER S / DRINKHALL P (ENG)	0	-*1	2	*-4	6	-*7	8	*-10	11

NOTES

"*-" denotes first player of pair is server, "-*" denotes second player of pair is server. The "Greatest deficit overcome" only applies when the pair ends up winning the game.



Detailed Team Match Results

England (ENG) 3 - 0 Guyana (GUY)

Team Match No : MT11 Table : 4 Umpires : WHITAKER Jonathan (SCO) ROKSANDIC Zark (AUS)

Match 1			Match	Game 1	Game 2	Game 3	Game 4	Game 5
A	McBEATH David	ENG	3	11	11	11		
X	BRITTON Shemar	GUY	0	5	5	6		
Duration of Match 1			15min	5min	4min	4min		

Match 2			Match	Game 1	Game 2	Game 3	Game 4	Game 5
B	WALKER Samuel	ENG	3	11	11	11		
Y	FRANKLIN Christopher	GUY	0	4	3	4		
Duration of Match 2			13min	4min	4min	4min		

Match 3			Match	Game 1	Game 2	Game 3	Game 4	Game 5
C/A	DRINKHALL P / McBEATH D	ENG	3	11	11	11		
Z/X	BRYAN N / BRITTON S	GUY	0	1	7	5		
Duration of Match 3			12min	3min	4min	4min		

Duration of Team Match	12min
------------------------	-------

Player Statistics	England (ENG)					Team Match	Guyana (GUY)					Team Match
	Match						Match					
	1	2	3	4	5		1	2	3	4	5	
Points won	3	3	3			3	0	0	0			0
Biggest lead	7	8	10			10	2	2	-			2
Points won on own serve	16	17	19			52	7	6	8			21
Points lost on own serve	9	5	5			19	17	15	13			45
Most consecutive points won	6	9	10			10	3	2	5			5
Greatest deficit overcome	2	2	-			2	-	-	-			-

Match/Team Match Statistics	Match					Team Match
	1	2	3	4	5	
Longest rally (strokes)	8	10	7			10
Average rally	4	4	3			3

NOTES

The "Greatest deficit overcome" only applies when the player/pair ends up winning the game.

LEGEND

MT Men's Team No. Number



Detailed Team Match Results

England (ENG) 3 - 0 Guyana (GUY)

Match 1: **McBEATH David (ENG)** 3-0 **BRITTON Shemar (GUY)**

Match Summary		Match	Game 1	Game 2	Game 3	Game 4	Game 5
McBEATH David	ENG	3	11	11	11		
BRITTON Shemar	GUY	0	5	5	6		
Duration		15min	5min	4min	4min		

Team Match No : MT11 Table : 4 Umpires : WHITAKER Jonathan (SCO) ROKSANDIC Zark (AUS)

Player Statistics	McBEATH David (ENG)						BRITTON Shemar (GUY)					
	Game					Match	Game					Match
	1	2	3	4	5		1	2	3	4	5	
Points won	11	11	11			3	5	5	6			0
Biggest lead	7	6	5			7	-	2	1			2
Points won on own serve	5	5	6			16	2	2	3			7
Points lost on own serve	3	3	3			9	6	6	5			17
Most consecutive points won	5	6	4			6	3	2	2			3
Greatest deficit overcome	-	2	1			2	-	-	-			-
Handedness/Grip	Right/						Left/					

Game/Match Statistics	Game					Match
	1	2	3	4	5	
Longest rally (strokes)	7	6	8			8
Average rally	4	3	4			4

Game Progress

1	McBEATH David (ENG)	*0	2	*4	5	*6	8	*9	9	11	
	BRITTON Shemar (GUY)	0	*0	0	*1	2	*2	3	*5	5	
2	McBEATH David (ENG)	0	*0	2	*4	4	*6	8	*10	11	
	BRITTON Shemar (GUY)	*0	2	*2	2	*4	4	*4	4	5	
3	McBEATH David (ENG)	*0	1	*2	4	*4	6	*8	8	*10	11
	BRITTON Shemar (GUY)	0	*1	2	*2	4	*4	4	*6	6	6

NOTES

"*" denotes server. The "Greatest deficit overcome" only applies when the player ends up winning the game.



Detailed Team Match Results

England (ENG) 3 - 0 Guyana (GUY)

Match 2: **WALKER Samuel (ENG)** 3-0 **FRANKLIN Christopher (GUY)**

Match Summary		Match	Game 1	Game 2	Game 3	Game 4	Game 5
WALKER Samuel	ENG	3	11	11	11		
FRANKLIN Christopher	GUY	0	4	3	4		
Duration		13min	4min	4min	4min		

Team Match No : MT11 Table : 4 Umpires : WHITAKER Jonathan (SCO) ROKSANDIC Zark (AUS)

Player Statistics	WALKER Samuel (ENG)						FRANKLIN Christopher (GUY)					
	Game					Match	Game					Match
	1	2	3	4	5		1	2	3	4	5	
Points won	11	11	11			3	4	3	4			0
Biggest lead	7	8	7			8	-	2	-			2
Points won on own serve	7	5	5			17	4	0	2			6
Points lost on own serve	0	3	2			5	4	6	5			15
Most consecutive points won	4	9	4			9	2	2	1			2
Greatest deficit overcome	-	2	-			2	-	-	-			-
Handedness/Grip	Right/						Right/					

Game/Match Statistics	Game					Match
	1	2	3	4	5	
Longest rally (strokes)	7	10	7			10
Average rally	3	5	3			4

Game Progress

1	WALKER Samuel (ENG)	0	*2	4	*5	7	*7	9	*10	11
	FRANKLIN Christopher (GUY)	*0	0	*0	1	*1	3	*3	4	4
2	WALKER Samuel (ENG)	*0	0	*2	3	*5	7	*9	11	
	FRANKLIN Christopher (GUY)	0	*2	2	*3	3	*3	3	3	
3	WALKER Samuel (ENG)	0	*1	3	*5	6	*7	8	*10	11
	FRANKLIN Christopher (GUY)	0	1	*1	1	*2	3	*4	4	4

NOTES

"*" denotes server. The "Greatest deficit overcome" only applies when the player ends up winning the game.



Detailed Team Match Results

England (ENG) 3 - 0 Guyana (GUY)

Match 3: **DRINKHALL Paul (ENG)** 3-0 **BRYAN Nigel (GUY)**
McBEATH David **BRITTON Shemar**

Match Summary

		Match	Game 1	Game 2	Game 3	Game 4	Game 5
DRINKHALL Paul / McBEATH D	ENG	3	11	11	11		
BRYAN Nigel / BRITTON S	GUY	0	1	7	5		
	Duration	12min	3min	4min	4min		

Team Match No : MT11 Table : 4 Umpires : WHITAKER Jonathan (SCO) ROKSANDIC Zark (AUS)

Player Statistics	DRINKHALL P / McBEATH D (ENG)						BRYAN N / BRITTON S (GUY)					
	Game					Match	Game					Match
	1	2	3	4	5		1	2	3	4	5	
Points won	11	11	11			3	1	7	5			0
Biggest lead	10	7	6			10	-	-	-			-
Points won on own serve	5	8	6			19	0	5	3			8
Points lost on own serve	1	2	2			5	6	3	4			13
Most consecutive points won	10	4	6			10	1	3	5			5
Greatest deficit overcome	-	-	-			-	-	-	-			-
Handedness/Grip	Right/ - Right/						Right/ - Left/					

Game/Match Statistics	Game					Match
	1	2	3	4	5	
Longest rally (strokes)	7	6	4			7
Average rally	2	3	3			3

Game Progress

1	DRINKHALL P / McBEATH D (ENG)	0	-*2	4	*-6	8	-*10	11			
	BRYAN N / BRITTON S (GUY)	-*0	0	*-0	0	-*0	0	1			
2	DRINKHALL P / McBEATH D (ENG)	*-0	2	-*3	5	*-6	8	-*9	10	*-10	11
	BRYAN N / BRITTON S (GUY)	0	*-0	1	-*1	2	*-2	3	-*4	6	7
3	DRINKHALL P / McBEATH D (ENG)	0	-*2	4	*-5	5	-*5	7	*-9	11	
	BRYAN N / BRITTON S (GUY)	0	0	*-0	1	-*3	5	*-5	5	5	

NOTES

"*-." denotes first player of pair is server, "-*" denotes second player of pair is server. The "Greatest deficit overcome" only applies when the pair ends up winning the game.



Detailed Team Match Results

Ghana (GHA) 1 - 3 Guyana (GUY)

Team Match No : MT14 Table : 2 Umpires : ROKSANDIC Zark (AUS) WHITAKER Jonathan (SCO)

Match 1			Match	Game 1	Game 2	Game 3	Game 4	Game 5
A	ABREFA Derek	GHA	3	11	9	11	12	
X	BRYAN Nigel	GUY	1	2	11	2	10	
Duration of Match 1			26min	4min	7min	3min	7min	

Match 2			Match	Game 1	Game 2	Game 3	Game 4	Game 5
B	LARTEY Felix	GHA	1	8	11	9	8	
Y	BRITTON Shemar	GUY	3	11	4	11	11	
Duration of Match 2			20min	4min	4min	5min	6min	

Match 3			Match	Game 1	Game 2	Game 3	Game 4	Game 5
C/A	SAM B / ABREFA D	GHA	1	9	11	6	8	
Z/X	FRANKLIN C / BRYAN N	GUY	3	11	7	11	11	
Duration of Match 3			26min	6min	5min	5min	6min	

Match 4			Match	Game 1	Game 2	Game 3	Game 4	Game 5
B	LARTEY Felix	GHA	0	10	6	7		
Z	FRANKLIN Christopher	GUY	3	12	11	11		
Duration of Match 4			18min	6min	5min	6min		

Duration of Team Match	1h44min
------------------------	---------

Player Statistics	Ghana (GHA)					Team Match	Guyana (GUY)					Team Match	
	Match						Team Match	Match					
	1	2	3	4	5			1	2	3	4		5
Points won	3	1	1	0		1	1	3	3	3		3	
Biggest lead	9	7	4	3		9	6	6	5	7		7	
Points won on own serve	23	17	20	10		70	13	18	22	15		68	
Points lost on own serve	12	19	18	19		68	20	19	14	13		66	
Most consecutive points won	8	5	4	5		8	6	5	4	7		7	
Greatest deficit overcome	-	-	2	-		2	-	1	1	3		3	

Match/Team Match Statistics	Match					Team Match
	1	2	3	4	5	
Longest rally (strokes)	12	12	13	13		13
Average rally	4	4	4	4		4

NOTES

The "Greatest deficit overcome" only applies when the player/pair ends up winning the game.

LEGEND

MT Men's Team No. Number



Detailed Team Match Results

Ghana (GHA) 1 - 3 Guyana (GUY)

Match 1: **ABREFA Derek (GHA)** 3-1 **BRYAN Nigel (GUY)**

Match Summary		Match	Game 1	Game 2	Game 3	Game 4	Game 5
ABREFA Derek	GHA	3	11	9	11	12	
BRYAN Nigel	GUY	1	2	11	2	10	
Duration		26min	4min	7min	3min	7min	

Team Match No : MT14 Table : 2 Umpires : ROKSANDIC Zark (AUS) WHITAKER Jonathan (SCO)

Player Statistics	ABREFA Derek (GHA)						BRYAN Nigel (GUY)					
	Game					Match	Game					Match
	1	2	3	4	5		1	2	3	4	5	
Points won	11	9	11	12		3	2	11	2	10		1
Biggest lead	9	-	9	3		9	-	6	-	-		6
Points won on own serve	7	5	6	5		23	2	6	1	4		13
Points lost on own serve	0	5	1	6		12	4	4	5	7		20
Most consecutive points won	6	5	8	2		8	1	6	1	3		6
Greatest deficit overcome	-	-	-	-		-	-	-	-	-		-
Handedness/Grip	/						Right/					

Game/Match Statistics	Game					Match
	1	2	3	4	5	
Longest rally (strokes)	4	11	5	12		12
Average rally	2	6	4	5		4

Game Progress

1	ABREFA Derek (GHA)	*0	2	*3	5	*7	9	*10	11					
	BRYAN Nigel (GUY)	0	*0	1	*1	1	*1	2	2					
2	ABREFA Derek (GHA)	0	*1	2	*3	4	*4	4	*4	6	*8	9		
	BRYAN Nigel (GUY)	*0	1	*2	3	*4	6	*8	10	*10	10	11		
3	ABREFA Derek (GHA)	*0	2	*3	4	*6	8	*10	11					
	BRYAN Nigel (GUY)	0	*0	1	*2	2	*2	2	2					
4	ABREFA Derek (GHA)	0	*2	3	*4	5	*6	7	*8	9	*10	10	*11	12
	BRYAN Nigel (GUY)	*0	0	*1	2	*3	4	*5	6	*7	8	*10	10	10

NOTES

"*" denotes server. The "Greatest deficit overcome" only applies when the player ends up winning the game.



Detailed Team Match Results

Ghana (GHA) 1 - 3 Guyana (GUY)

Match 2: LARTEY Felix (GHA) 1-3 BRITTON Shemar (GUY)

Match Summary		Match	Game 1	Game 2	Game 3	Game 4	Game 5
LARTEY Felix	GHA	1	8	11	9	8	
BRITTON Shemar	GUY	3	11	4	11	11	
Duration		20min	4min	4min	5min	6min	

Team Match No : MT14 Table : 2 Umpires : ROKSANDIC Zark (AUS) WHITAKER Jonathan (SCO)

Player Statistics	LARTEY Felix (GHA)						BRITTON Shemar (GUY)					
	Game					Match	Game					Match
	1	2	3	4	5		1	2	3	4	5	
Points won	8	11	9	8		1	11	4	11	11		3
Biggest lead	1	7	1	-		7	6	-	4	3		6
Points won on own serve	4	6	4	3		17	5	3	5	5		18
Points lost on own serve	6	1	6	6		19	4	5	5	5		19
Most consecutive points won	5	4	3	1		5	5	1	5	2		5
Greatest deficit overcome	-	-	-	-		-	1	-	1	-		1
Handedness/Grip	/						Left/					

Game/Match Statistics	Game					Match
	1	2	3	4	5	
Longest rally (strokes)	5	7	12	9		12
Average rally	3	4	3	4		4

Game Progress

1	LARTEY Felix (GHA)	*0	1	*1	1	*2	2	*4	6	*7	8	8
	BRITTON Shemar (GUY)	0	*1	3	*5	6	*8	8	*8	9	*10	11
2	LARTEY Felix (GHA)	0	*2	4	*5	6	*7	9	*10	11		
	BRITTON Shemar (GUY)	*0	0	*0	1	*2	3	*3	4	4		
3	LARTEY Felix (GHA)	*0	1	*2	2	*2	3	*5	5	*6	8	9
	BRITTON Shemar (GUY)	0	*1	2	*4	6	*7	7	*9	10	*10	11
4	LARTEY Felix (GHA)	0	*1	1	*2	3	*4	5	*6	7	*8	8
	BRITTON Shemar (GUY)	*0	1	*3	4	*5	6	*7	8	*9	10	11

NOTES

"*" denotes server. The "Greatest deficit overcome" only applies when the player ends up winning the game.



Detailed Team Match Results

Ghana (GHA) 1 - 3 Guyana (GUY)

Match 3: SAM Bernard (GHA) 1-3 FRANKLIN Christopher (GUY)
ABREFA Derek BRYAN Nigel

Match Summary

		Match	Game 1	Game 2	Game 3	Game 4	Game 5
SAM Bernard / ABREFA D	GHA	1	9	11	6	8	
FRANKLIN Christopher / BRYAN N	GUY	3	11	7	11	11	
	Duration	26min	6min	5min	5min	6min	

Team Match No : MT14 Table : 2 Umpires : ROKSANDIC Zark (AUS) WHITAKER Jonathan (SCO)

Player Statistics	SAM B / ABREFA D (GHA)					Match	FRANKLIN C / BRYAN N (GUY)					Match
	Game						Game					
	1	2	3	4	5		1	2	3	4	5	
Points won	9	11	6	8		1	11	7	11	11		3
Biggest lead	1	4	-	-		4	2	2	5	5		5
Points won on own serve	5	7	4	4		20	6	4	7	5		22
Points lost on own serve	5	3	4	6		18	4	4	2	4		14
Most consecutive points won	2	4	2	3		4	3	2	4	4		4
Greatest deficit overcome	-	2	-	-		2	1	-	-	-		1
Handedness/Grip	/ - /						Right/ - Right/					

Game/Match Statistics	Game					Match
	1	2	3	4	5	
Longest rally (strokes)	13	7	7	6		13
Average rally	4	4	4	4		4

Game Progress

1	SAM B / ABREFA D (GHA)	0	*-1	2	*-2	4	*-4	5	*-7	8	*-9	9
	FRANKLIN C / BRYAN N (GUY)	*-0	1	*-2	4	*-4	6	*-7	7	*-8	9	11
2	SAM B / ABREFA D (GHA)	*-0	1	*-1	3	*-4	5	*-6	7	*-9	11	
	FRANKLIN C / BRYAN N (GUY)	0	*-1	3	*-3	4	*-5	6	*-7	7	7	
3	SAM B / ABREFA D (GHA)	0	*-0	2	*-2	2	*-4	5	*-5	6	6	
	FRANKLIN C / BRYAN N (GUY)	*-0	2	*-2	4	*-6	6	*-7	9	*-10	11	
4	SAM B / ABREFA D (GHA)	*-0	0	*-2	2	*-3	4	*-4	5	*-6	8	8
	FRANKLIN C / BRYAN N (GUY)	0	*-2	2	*-4	5	*-6	8	*-9	10	*-10	11

NOTES

"*-." denotes first player of pair is server, "-*" denotes second player of pair is server. The "Greatest deficit overcome" only applies when the pair ends up winning the game.



Detailed Team Match Results

Ghana (GHA) 1 - 3 Guyana (GUY)

Match 4: LARTEY Felix (GHA) 0-3 FRANKLIN Christopher (GUY)

Match Summary		Match	Game 1	Game 2	Game 3	Game 4	Game 5
LARTEY Felix	GHA	0	10	6	7		
FRANKLIN Christopher	GUY	3	12	11	11		
Duration		18min	6min	5min	6min		

Team Match No : MT14 Table : 2 Umpires : ROKSANDIC Zark (AUS) WHITAKER Jonathan (SCO)

Player Statistics	LARTEY Felix (GHA)						FRANKLIN Christopher (GUY)					
	Game					Match	Game					Match
	1	2	3	4	5		1	2	3	4	5	
Points won	10	6	7			0	12	11	11			3
Biggest lead	-	2	3			3	7	5	4			7
Points won on own serve	6	1	3			10	7	4	4			15
Points lost on own serve	5	7	7			19	4	5	4			13
Most consecutive points won	5	2	2			5	4	4	7			7
Greatest deficit overcome	-	-	-			-	-	2	3			3
Handedness/Grip	/						Right/					

Game/Match Statistics	Game					Match
	1	2	3	4	5	
Longest rally (strokes)	13	7	11			13
Average rally	4	4	5			4

Game Progress

1	LARTEY Felix (GHA)	*0	0	*0	1	*1	2	*3	5	*6	8	*10	10	10
	FRANKLIN Christopher (GUY)	0	*2	4	*5	7	*8	9	*9	10	*10	10	*11	12
2	LARTEY Felix (GHA)	0	*2	3	*4	4	*5	5	*6	6	6			6
	FRANKLIN Christopher (GUY)	*0	0	*1	2	*4	5	*7	8	*10	11			
3	LARTEY Felix (GHA)	*0	1	*2	3	*5	6	*7	7	*7	7			7
	FRANKLIN Christopher (GUY)	0	*1	2	*3	3	*4	5	*7	9	11			

NOTES

"*" denotes server. The "Greatest deficit overcome" only applies when the player ends up winning the game.



Detailed Team Match Results

Singapore (SGP) 3 - 0 Mauritius (MRI)

Team Match No : MT3 Table : 3 Umpires : JUTLE Harry (ENG) PATANE Mark (AUS)

Match 1			Match	Game 1	Game 2	Game 3	Game 4	Game 5
A	GAO Ning	SGP	3	11	11	11		
X	YOGARAJAH Akhilen	MRI	0	8	5	2		
Duration of Match 1			17min	5min	5min	2min		

Match 2			Match	Game 1	Game 2	Game 3	Game 4	Game 5
B	PANG Xue Jie	SGP	3	11	11	11		
Y	TAUCOORY Rhikesh	MRI	0	8	4	8		
Duration of Match 2			17min	5min	5min	6min		

Match 3			Match	Game 1	Game 2	Game 3	Game 4	Game 5
C/B	POH SFE / PANG XJ	SGP	3	11	11	11		
Z/X	CHAN YOOK FO B / YOGARAJAH A	MRI	0	5	6	7		
Duration of Match 3			17min	4min	5min	3min		

Duration of Team Match	17min
------------------------	-------

Player Statistics	Singapore (SGP)					Team Match	Mauritius (MRI)					Team Match
	Match						Match					
	1	2	3	4	5		1	2	3	4	5	
Points won	3	3	3			3	0	0	0			0
Biggest lead	9	7	7			9	2	3	1			3
Points won on own serve	20	16	17			53	12	11	10			33
Points lost on own serve	3	9	8			20	12	16	15			43
Most consecutive points won	7	4	5			7	3	3	3			3
Greatest deficit overcome	2	3	1			3	-	-	-			-

Match/Team Match Statistics	Match					Team Match
	1	2	3	4	5	
Longest rally (strokes)	8	7	6			8
Average rally	3	3	3			3

NOTES

The "Greatest deficit overcome" only applies when the player/pair ends up winning the game.

LEGEND

MT Men's Team No. Number



Detailed Team Match Results

Singapore (SGP) 3 - 0 Mauritius (MRI)

Match 1: GAO Ning (SGP) 3-0 YOGARAJAH Akhilen (MRI)

Match Summary		Match	Game 1	Game 2	Game 3	Game 4	Game 5
GAO Ning	SGP	3	11	11	11		
YOGARAJAH Akhilen	MRI	0	8	5	2		
Duration		17min	5min	5min	2min		

Team Match No : MT3 Table : 3 Umpires : JUTLE Harry (ENG) PATANE Mark (AUS)

Player Statistics	GAO Ning (SGP)						YOGARAJAH Akhilen (MRI)					
	Game					Match	Game					Match
	1	2	3	4	5		1	2	3	4	5	
Points won	11	11	11			3	8	5	2			0
Biggest lead	3	6	9			9	-	2	-			2
Points won on own serve	8	6	6			20	7	3	2			12
Points lost on own serve	1	2	0			3	3	5	4			12
Most consecutive points won	3	6	7			7	3	2	1			3
Greatest deficit overcome	-	2	-			2	-	-	-			-
Handedness/Grip	/						Right/					

Game/Match Statistics	Game					Match
	1	2	3	4	5	
Longest rally (strokes)	7	4	8			8
Average rally	3	3	3			3

Game Progress

1	GAO Ning (SGP)	0	*2	3	*3	5	*5	7	*7	9	*10	11
	YOGARAJAH Akhilen (MRI)	*0	0	*1	3	*3	5	*5	7	*7	8	8
2	GAO Ning (SGP)	*0	1	*1	3	*4	5	*7	9	11		
	YOGARAJAH Akhilen (MRI)	0	*1	3	*3	4	*5	5	*5	5		
3	GAO Ning (SGP)	0	*1	3	*4	6	*8	10	11			
	YOGARAJAH Akhilen (MRI)	0	1	*1	2	*2	2	*2	2			

NOTES

"*" denotes server. The "Greatest deficit overcome" only applies when the player ends up winning the game.



Detailed Team Match Results

Singapore (SGP) 3 - 0 Mauritius (MRI)

Match 2: PANG Xue Jie (SGP) 3-0 TAUCOORY Rhikesh (MRI)

Match Summary		Match	Game 1	Game 2	Game 3	Game 4	Game 5
PANG Xue Jie	SGP	3	11	11	11		
TAUCOORY Rhikesh	MRI	0	8	4	8		
Duration		17min	5min	5min	6min		

Team Match No : MT3 Table : 3 Umpires : JUTLE Harry (ENG) PATANE Mark (AUS)

Player Statistics	PANG Xue Jie (SGP)						TAUCOORY Rhikesh (MRI)					
	Game					Match	Game					Match
	1	2	3	4	5		1	2	3	4	5	
Points won	11	11	11			3	8	4	8			0
Biggest lead	3	7	3			7	3	-	3			3
Points won on own serve	6	5	5			16	5	2	4			11
Points lost on own serve	3	2	4			9	5	5	6			16
Most consecutive points won	4	4	3			4	2	1	3			3
Greatest deficit overcome	3	-	3			3	-	-	-			-
Handedness/Grip	/						Right/					

Game/Match Statistics	Game					Match
	1	2	3	4	5	
Longest rally (strokes)	5	7	6			7
Average rally	3	3	3			3

Game Progress

1	PANG Xue Jie (SGP)	0	*0	1	*2	4	*5	6	*7	8	*10	11
	TAUCOORY Rhikesh (MRI)	*0	2	*3	4	*4	5	*6	7	*8	8	8
2	PANG Xue Jie (SGP)	0	2	*4	5	*6	7	*8	10	11		
	TAUCOORY Rhikesh (MRI)	0	*0	0	*1	2	*3	4	*4	4		
3	PANG Xue Jie (SGP)	0	*0	1	*2	3	*5	6	*7	8	*10	11
	TAUCOORY Rhikesh (MRI)	*0	2	*3	4	*5	5	*6	7	*8	8	8

NOTES

"*" denotes server. The "Greatest deficit overcome" only applies when the player ends up winning the game.



Detailed Team Match Results

Singapore (SGP) 3 - 0 Mauritius (MRI)

Match 3: **POH Shao Feng Ethan (SGP)** 3-0 **CHAN YOOK FO Brian (MRI)**
PANG Xue Jie **YOGARAJAH Akhilen**

Match Summary

		Match	Game 1	Game 2	Game 3	Game 4	Game 5
POH Shao Feng Ethan / PANG XJ	SGP	3	11	11	11		
CHAN YOOK FO Brian / YOGARAJAH A	MRI	0	5	6	7		
	Duration	17min	4min	5min	3min		

Team Match No : MT3 Table : 3 Umpires : JUTLE Harry (ENG) PATANE Mark (AUS)

Player Statistics	POH SFE / PANG XJ (SGP)						CHAN YOOK FO B / YOGARAJAH A (MRI)					
	Game					Match	Game					Match
	1	2	3	4	5		1	2	3	4	5	
Points won	11	11	11			3	5	6	7			0
Biggest lead	7	5	6			7	-	1	-			1
Points won on own serve	7	4	6			17	4	2	4			10
Points lost on own serve	1	4	3			8	4	7	4			15
Most consecutive points won	4	5	4			5	2	3	3			3
Greatest deficit overcome	-	1	-			1	-	-	-			-
Handedness/Grip	/ - /						Right/ - Right/					

Game/Match Statistics	Game					Match
	1	2	3	4	5	
Longest rally (strokes)	5	5	6			6
Average rally	3	3	3			3

Game Progress

1	POH SFE / PANG XJ (SGP)	*-0	2	*-3	5	*-6	8	*-9	10	11	
	CHAN YOOK FO B / YOGARAJAH A (MRI)	0	*-0	1	*-1	2	*-2	3	*-4	5	
2	POH SFE / PANG XJ (SGP)	0	*-1	2	*-4	5	*-6	6	*-8	10	11
	CHAN YOOK FO B / YOGARAJAH A (MRI)	*-0	1	*-2	2	*-3	4	*-6	6	*-6	6
3	POH SFE / PANG XJ (SGP)	0	2	*-2	4	*-6	6	*-8	10	*-10	11
	CHAN YOOK FO B / YOGARAJAH A (MRI)	0	*-0	2	*-2	2	*-4	4	*-4	6	7

NOTES

"*-." denotes first player of pair is server, "-*" denotes second player of pair is server. The "Greatest deficit overcome" only applies when the pair ends up winning the game.



Detailed Team Match Results

Barbados (BAR) 0 - 3 Singapore (SGP)

Team Match No : MT10 Table : 6 Umpires : MUGWANYA Ronald (UGA) FRANSMAN Claire (RSA)

Match 1			Match	Game 1	Game 2	Game 3	Game 4	Game 5
A	KNIGHT Tyrese	BAR	0	9	6	5		
X	POH Shao Feng Ethan	SGP	3	11	11	11		
Duration of Match 1			21min	7min	8min	6min		

Match 2			Match	Game 1	Game 2	Game 3	Game 4	Game 5
B	DOWELL Mark	BAR	0	1	8	9		
Y	PANG Xue Jie	SGP	3	11	11	11		
Duration of Match 2			15min	3min	5min	5min		

Match 3			Match	Game 1	Game 2	Game 3	Game 4	Game 5
C/B	DOUGHTY K / DOWELL M	BAR	0	2	3	4		
Z/X	PANG YEK / POH SFE	SGP	3	11	11	11		
Duration of Match 3			14min	4min	4min	5min		

Duration of Team Match	14min
------------------------	-------

Player Statistics	Barbados (BAR)					Team Match	Singapore (SGP)					Team Match
	Match						Match					
	1	2	3	4	5		1	2	3	4	5	
Points won	0	0	0			0	3	3	3			3
Biggest lead	1	2	2			2	6	10	9			10
Points won on own serve	12	11	7			30	19	20	20			59
Points lost on own serve	14	13	13			40	8	6	1			15
Most consecutive points won	3	3	2			3	3	9	9			9
Greatest deficit overcome	-	-	-			-	1	2	2			2

Match/Team Match Statistics	Match					Team Match
	1	2	3	4	5	
Longest rally (strokes)	9	7	6			9
Average rally	4	3	3			3

NOTES

The "Greatest deficit overcome" only applies when the player/pair ends up winning the game.

LEGEND

MT Men's Team No. Number



Detailed Team Match Results

Barbados (BAR) 0 - 3 Singapore (SGP)

Match 1: KNIGHT Tyrese (BAR) 0-3 POH Shao Feng Ethan (SGP)

Match Summary		Match	Game 1	Game 2	Game 3	Game 4	Game 5
KNIGHT Tyrese	BAR	0	9	6	5		
POH Shao Feng Ethan	SGP	3	11	11	11		
Duration		21min	7min	8min	6min		

Team Match No : MT10 Table : 6 Umpires : MUGWANYA Ronald (UGA) FRANSMAN Claire (RSA)

Player Statistics	KNIGHT Tyrese (BAR)					Match	POH Shao Feng Ethan (SGP)					Match
	Game						Game					
	1	2	3	4	5		1	2	3	4	5	
Points won	9	6	5			0	11	11	11			3
Biggest lead	1	-	-			1	2	6	6			6
Points won on own serve	6	4	2			12	7	7	5			19
Points lost on own serve	4	4	6			14	3	2	3			8
Most consecutive points won	3	2	1			3	3	3	3			3
Greatest deficit overcome	-	-	-			-	1	-	-			1
Handedness/Grip	Right/						/					

Game/Match Statistics	Game					Match
	1	2	3	4	5	
Longest rally (strokes)	5	9	9			9
Average rally	3	4	5			4

Game Progress

1	KNIGHT Tyrese (BAR)	*0	1	*2	3	*3	5	*6	7	*8	9	9
	POH Shao Feng Ethan (SGP)	0	*1	2	*3	5	*5	6	*7	8	*9	11
2	KNIGHT Tyrese (BAR)	0	*1	1	*2	3	*3	4	*4	6	6	
	POH Shao Feng Ethan (SGP)	*0	1	*3	4	*5	7	*8	10	*10	11	
3	KNIGHT Tyrese (BAR)	*0	1	*1	2	*3	3	*4	4	5		
	POH Shao Feng Ethan (SGP)	0	*1	3	*4	5	*7	8	*10	11		

NOTES

"*" denotes server. The "Greatest deficit overcome" only applies when the player ends up winning the game.



Detailed Team Match Results

Barbados (BAR) **0 - 3** Singapore (SGP)

Match 2: DOWELL Mark (BAR) **0-3** PANG Xue Jie (SGP)

Match Summary		Match	Game 1	Game 2	Game 3	Game 4	Game 5
DOWELL Mark	BAR	0	1	8	9		
PANG Xue Jie	SGP	3	11	11	11		
Duration		15min	3min	5min	5min		

Team Match No : MT10 Table : 6 Umpires : MUGWANYA Ronald (UGA) FRANSMAN Claire (RSA)

Player Statistics	DOWELL Mark (BAR)						PANG Xue Jie (SGP)					
	Game					Match	Game					Match
	1	2	3	4	5		1	2	3	4	5	
Points won	1	8	9			0	11	11	11			3
Biggest lead	-	1	2			2	10	3	2			10
Points won on own serve	1	4	6			11	6	6	8			20
Points lost on own serve	5	5	3			13	0	4	2			6
Most consecutive points won	1	3	2			3	9	4	3			9
Greatest deficit overcome	-	-	-			-	-	1	2			2
Handedness/Grip	Right/						/					

Game/Match Statistics	Game					Match
	1	2	3	4	5	
Longest rally (strokes)	4	7	5			7
Average rally	2	4	3			3

Game Progress

1	DOWELL Mark (BAR)	*0	0	*0	0	*0	1	1				
	PANG Xue Jie (SGP)	0	*2	4	*6	8	*9	11				
2	DOWELL Mark (BAR)	0	*0	1	*2	3	*5	6	*7	8	*8	8
	PANG Xue Jie (SGP)	*0	2	*3	4	*5	5	*6	7	*8	10	11
3	DOWELL Mark (BAR)	0	2	*3	4	*4	5	*6	7	*7	9	9
	PANG Xue Jie (SGP)	0	*0	1	*2	4	*5	6	*7	9	*9	11

NOTES

"*" denotes server. The "Greatest deficit overcome" only applies when the player ends up winning the game.



Detailed Team Match Results

Barbados (BAR) 0 - 3 Singapore (SGP)

Match 3: DOUGHTY Kristian (BAR) 0-3 PANG Yew En Koen (SGP)
DOWELL Mark POH Shao Feng Ethan

Match Summary

		Match	Game 1	Game 2	Game 3	Game 4	Game 5
DOUGHTY Kristian / DOWELL M	BAR	0	2	3	4		
PANG Yew En Koen / POH SFE	SGP	3	11	11	11		
	Duration	14min	4min	4min	5min		

Team Match No : MT10 Table : 6 Umpires : MUGWANYA Ronald (UGA) FRANSMAN Claire (RSA)

Player Statistics	DOUGHTY K / DOWELL M (BAR)						PANG YEK / POH SFE (SGP)					
	Game					Match	Game					Match
	1	2	3	4	5		1	2	3	4	5	
Points won	2	3	4			0	11	11	11			3
Biggest lead	1	-	2			2	9	8	7			9
Points won on own serve	1	3	3			7	5	8	7			20
Points lost on own serve	6	3	4			13	1	0	0			1
Most consecutive points won	1	2	2			2	9	6	7			9
Greatest deficit overcome	-	-	-			-	1	-	2			2
Handedness/Grip	Right/ - Right/						/ - /					

Game/Match Statistics	Game					Match
	1	2	3	4	5	
Longest rally (strokes)	6	6	3			6
Average rally	2	3	2			3

Game Progress

1	DOUGHTY K / DOWELL M (BAR)	-*0	1	*-1	1	*-1	1	*-2	2
	PANG YEK / POH SFE (SGP)	0	*-1	3	*-5	7	*-9	10	11
2	DOUGHTY K / DOWELL M (BAR)	0	*-0	1	*-1	3	*-3	3	3
	PANG YEK / POH SFE (SGP)	*-0	2	*-3	5	*-5	7	*-9	11
3	DOUGHTY K / DOWELL M (BAR)	0	2	*-2	2	*-2	3	*-3	4
	PANG YEK / POH SFE (SGP)	0	*-0	2	*-4	6	*-7	9	*-10

NOTES

"*-." denotes first player of pair is server, "-*" denotes second player of pair is server. The "Greatest deficit overcome" only applies when the pair ends up winning the game.



Detailed Team Match Results

Barbados (BAR) 2 - 3 Mauritius (MRI)

Team Match No : MT15 Table : 6 Umpires : McMULLAN John (AUS) MACKEY John (ENG)

Match 1			Match	Game 1	Game 2	Game 3	Game 4	Game 5
A	DOWELL Mark	BAR	3	8	11	7	11	11
X	YOGARAJAH Akhilen	MRI	2	11	8	11	9	8
Duration of Match 1			34min	6min	6min	6min	7min	6min

Match 2			Match	Game 1	Game 2	Game 3	Game 4	Game 5
B	KNIGHT Tyrese	BAR	2	7	7	11	11	8
Y	CHAN YOOK FO Brian	MRI	3	11	11	7	6	11
Duration of Match 2			31min	5min	5min	6min	6min	6min

Match 3			Match	Game 1	Game 2	Game 3	Game 4	Game 5
C/A	SMITH M / DOWELL M	BAR	0	1	7	10		
Z/X	TAUCOORY R / YOGARAJAH A	MRI	3	11	11	12		
Duration of Match 3			18min	3min	5min	9min		

Match 4			Match	Game 1	Game 2	Game 3	Game 4	Game 5
B	KNIGHT Tyrese	BAR	3	11	11	6	11	
Z	TAUCOORY Rhikesh	MRI	1	5	9	11	7	
Duration of Match 4			21min	4min	5min	5min	6min	

Match 5			Match	Game 1	Game 2	Game 3	Game 4	Game 5
C	SMITH Marcus	BAR	1	3	4	11	5	
Y	CHAN YOOK FO Brian	MRI	3	11	11	6	11	
Duration of Match 5			18min	3min	3min	4min	5min	

Duration of Team Match	2h24min
------------------------	----------------

Player Statistics	Barbados (BAR)						Mauritius (MRI)					
	Match					Team Match	Match					Team Match
	1	2	3	4	5		1	2	3	4	5	
Points won	3	2	0	3	1	2	2	3	3	1	3	3
Biggest lead	3	5	3	6	5	6	4	5	10	7	8	10
Points won on own serve	30	24	7	19	16	96	28	27	16	16	25	112
Points lost on own serve	19	19	18	15	14	85	18	17	11	20	7	73
Most consecutive points won	4	4	5	6	6	6	5	6	9	5	7	9
Greatest deficit overcome	4	1	-	7	1	7	3	2	3	-	1	3

Match/Team Match Statistics	Match					Team Match
	1	2	3	4	5	
Longest rally (strokes)	7	11	8	15	8	15
Average rally	3	4	3	4	3	3

NOTES

The "Greatest deficit overcome" only applies when the player/pair ends up winning the game.

LEGEND

MT Men's Team No. Number



Detailed Team Match Results

Barbados (BAR) **2 - 3** Mauritius (MRI)

Match 1: **DOWELL Mark (BAR)** **3-2** **YOGARAJAH Akhilen (MRI)**

Match Summary		Match	Game 1	Game 2	Game 3	Game 4	Game 5
DOWELL Mark	BAR	3	8	11	7	11	11
YOGARAJAH Akhilen	MRI	2	11	8	11	9	8
Duration		34min	6min	6min	6min	7min	6min

Team Match No : MT15 Table : 6 Umpires : McMULLAN John (AUS) MACKEY John (ENG)

Player Statistics	DOWELL Mark (BAR)						YOGARAJAH Akhilen (MRI)					
	Game					Match	Game					Match
	1	2	3	4	5		1	2	3	4	5	
Points won	8	11	7	11	11	3	11	8	11	9	8	2
Biggest lead	1	3	3	2	3	3	4	1	4	4	1	4
Points won on own serve	5	6	5	8	6	30	6	5	6	7	4	28
Points lost on own serve	5	3	5	2	4	19	3	5	2	3	5	18
Most consecutive points won	3	3	2	4	4	4	5	2	4	5	3	5
Greatest deficit overcome	-	1	-	4	1	4	1	-	3	-	-	3
Handedness/Grip	Right/						Right/					

Game/Match Statistics	Game					Match
	1	2	3	4	5	
Longest rally (strokes)	6	7	7	6	4	7
Average rally	3	4	3	3	2	3

Game Progress

1	DOWELL Mark (BAR)	*0	1	*2	3	*4	4	*4	6	*7	8	8
	YOGARAJAH Akhilen (MRI)	0	*1	2	*3	4	*6	8	*8	9	*10	11
2	DOWELL Mark (BAR)	0	*1	2	*3	5	*5	6	*8	9	*10	11
	YOGARAJAH Akhilen (MRI)	*0	1	*2	3	*3	5	*6	6	*7	8	8
3	DOWELL Mark (BAR)	*0	2	*3	4	*5	6	*6	7	*7	7	
	YOGARAJAH Akhilen (MRI)	0	*0	1	*2	3	*4	6	*7	9	11	
4	DOWELL Mark (BAR)	0	*1	1	*1	3	*3	5	*6	8	*9	11
	YOGARAJAH Akhilen (MRI)	*0	1	*3	5	*5	7	*7	8	*8	9	9
5	DOWELL Mark (BAR)	*0	2	*3	4	*5	5	*6	7	*8	10	11
	YOGARAJAH Akhilen (MRI)	0	*0	1	*2	3	*5	6	*7	8	*8	8

NOTES

"*" denotes server. The "Greatest deficit overcome" only applies when the player ends up winning the game.



Detailed Team Match Results

Barbados (BAR) 2 - 3 Mauritius (MRI)

Match 2: KNIGHT Tyrese (BAR) 2-3 CHAN YOOK FO Brian (MRI)

Match Summary		Match	Game 1	Game 2	Game 3	Game 4	Game 5
KNIGHT Tyrese	BAR	2	7	7	11	11	8
CHAN YOOK FO Brian	MRI	3	11	11	7	6	11
Duration		31min	5min	5min	6min	6min	6min

Team Match No : MT15 Table : 6 Umpires : McMULLAN John (AUS) MACKEY John (ENG)

Player Statistics	KNIGHT Tyrese (BAR)						CHAN YOOK FO Brian (MRI)					
	Game					Match	Game					Match
	1	2	3	4	5		1	2	3	4	5	
Points won	7	7	11	11	8	2	11	11	7	6	11	3
Biggest lead	2	-	5	5	1	5	4	5	1	-	5	5
Points won on own serve	5	4	5	7	3	24	8	5	4	4	6	27
Points lost on own serve	3	6	3	2	5	19	2	3	6	4	2	17
Most consecutive points won	2	4	3	3	1	4	6	5	2	2	3	6
Greatest deficit overcome	-	-	1	-	-	1	2	-	-	-	1	2
Handedness/Grip	Right/						Right/					

Game/Match Statistics	Game					Match
	1	2	3	4	5	
Longest rally (strokes)	9	8	11	7	11	11
Average rally	4	3	4	4	5	4

Game Progress

1	KNIGHT Tyrese (BAR)	0	*1	3	*3	3	*3	5	*5	6	7
	CHAN YOOK FO Brian (MRI)	*0	1	*1	3	*5	7	*7	9	*10	11
2	KNIGHT Tyrese (BAR)	*0	0	*0	1	*2	3	*5	7	*7	7
	CHAN YOOK FO Brian (MRI)	0	*2	4	*5	6	*7	7	*7	9	11
3	KNIGHT Tyrese (BAR)	0	*1	3	*4	5	*7	8	*9	10	11
	CHAN YOOK FO Brian (MRI)	*0	1	*1	2	*3	3	*4	5	*6	7
4	KNIGHT Tyrese (BAR)	*0	2	*3	5	*6	7	*8	9	*10	11
	CHAN YOOK FO Brian (MRI)	0	*0	1	*1	2	*3	4	*5	6	6
5	KNIGHT Tyrese (BAR)	0	*1	2	*2	3	*4	5	*6	6	6
	CHAN YOOK FO Brian (MRI)	0	1	*2	4	*5	6	*7	8	*10	11

NOTES

"*" denotes server. The "Greatest deficit overcome" only applies when the player ends up winning the game.



Detailed Team Match Results

Barbados (BAR) **2 - 3** Mauritius (MRI)

Match 3: SMITH Marcus (BAR) **0-3** TAUCOORY Rhikesh (MRI)
DOWELL Mark YOGARAJAH Akhilen

Match Summary

		Match	Game 1	Game 2	Game 3	Game 4	Game 5
SMITH Marcus / DOWELL M	BAR	0	1	7	10		
TAUCOORY Rhikesh / YOGARAJAH A	MRI	3	11	11	12		
	Duration	18min	3min	5min	9min		

Team Match No : MT15 Table : 6 Umpires : McMULLAN John (AUS) MACKEY John (ENG)

Player Statistics	SMITH M / DOWELL M (BAR)						TAUCOORY R / YOGARAJAH A (MRI)					
	Game					Match	Game					Match
	1	2	3	4	5		1	2	3	4	5	
Points won	1	7	10			0	11	11	12			3
Biggest lead	-	3	-			3	10	4	5			10
Points won on own serve	1	2	4			7	6	5	5			16
Points lost on own serve	5	6	7			18	0	5	6			11
Most consecutive points won	1	3	5			5	9	5	5			9
Greatest deficit overcome	-	-	-			-	-	3	-			3
Handedness/Grip	Right/ - Right/						Right/ - Right/					

Game/Match Statistics	Game					Match
	1	2	3	4	5	
Longest rally (strokes)	1	6	8			8
Average rally	1	3	4			3

Game Progress

1	SMITH M / DOWELL M (BAR)	-*0	0	*-0	0	-*0	1	1						
	TAUCOORY R / YOGARAJAH A (MRI)	0	*-2	4	-*6	8	*-9	11						
2	SMITH M / DOWELL M (BAR)	0	*-2	3	-*4	5	*-6	6	-*7	7	7			
	TAUCOORY R / YOGARAJAH A (MRI)	-*0	0	*-1	2	-*3	4	*-6	7	-*9	11			
3	SMITH M / DOWELL M (BAR)	-*0	0	*-2	2	-*2	3	*-4	5	-*7	9	*-10	10	10
	TAUCOORY R / YOGARAJAH A (MRI)	0	*-2	2	-*4	6	*-7	8	-*9	9	*-9	10	-*11	12

NOTES

"*-." denotes first player of pair is server, "-*." denotes second player of pair is server. The "Greatest deficit overcome" only applies when the pair ends up winning the game.



Detailed Team Match Results

Barbados (BAR) **2 - 3** Mauritius (MRI)

Match 4: **KNIGHT Tyrese (BAR)** **3-1** **TAUCOORY Rhikesh (MRI)**

Match Summary		Match	Game 1	Game 2	Game 3	Game 4	Game 5
KNIGHT Tyrese	BAR	3	11	11	6	11	
TAUCOORY Rhikesh	MRI	1	5	9	11	7	
Duration		21min	4min	5min	5min	6min	

Team Match No : MT15 Table : 6 Umpires : McMULLAN John (AUS) MACKEY John (ENG)

Player Statistics	KNIGHT Tyrese (BAR)						TAUCOORY Rhikesh (MRI)					
	Game					Match	Game					Match
	1	2	3	4	5		1	2	3	4	5	
Points won	11	11	6	11		3	5	9	11	7		1
Biggest lead	6	2	-	4		6	-	7	5	1		7
Points won on own serve	7	6	2	4		19	4	5	4	3		16
Points lost on own serve	1	4	6	4		15	4	5	4	7		20
Most consecutive points won	4	6	1	3		6	2	5	3	2		5
Greatest deficit overcome	-	7	-	1		7	-	-	-	-		-
Handedness/Grip	Right/						Right/					

Game/Match Statistics	Game					Match
	1	2	3	4	5	
Longest rally (strokes)	7	6	15	9		15
Average rally	4	3	5	5		4

Game Progress

1	KNIGHT Tyrese (BAR)	*0	2	*2	4	*5	6	*7	9	11		
	TAUCOORY Rhikesh (MRI)	0	*0	2	*2	3	*4	5	*5	5		
2	KNIGHT Tyrese (BAR)	0	*0	0	*1	1	*2	4	*5	7	*9	11
	TAUCOORY Rhikesh (MRI)	*0	2	*4	5	*7	8	*8	9	*9	9	9
3	KNIGHT Tyrese (BAR)	0	1	*2	2	*3	4	*5	5	*6	6	
	TAUCOORY Rhikesh (MRI)	0	*1	2	*4	5	*6	7	*9	10	11	
4	KNIGHT Tyrese (BAR)	0	*1	2	*3	4	*5	6	*8	9	11	
	TAUCOORY Rhikesh (MRI)	*0	1	*2	3	*4	5	*6	6	*7	7	

NOTES

"*" denotes server. The "Greatest deficit overcome" only applies when the player ends up winning the game.



Detailed Team Match Results

Barbados (BAR) 2 - 3 Mauritius (MRI)

Match 5: SMITH Marcus (BAR) 1-3 CHAN YOON FO Brian (MRI)

Match Summary		Match	Game 1	Game 2	Game 3	Game 4	Game 5
SMITH Marcus	BAR	1	3	4	11	5	
CHAN YOON FO Brian	MRI	3	11	11	6	11	
Duration		18min	3min	3min	4min	5min	

Team Match No : MT15 Table : 6 Umpires : McMULLAN John (AUS) MACKEY John (ENG)

Player Statistics	SMITH Marcus (BAR)					Match	CHAN YOON FO Brian (MRI)					Match
	Game						Game					
	1	2	3	4	5		1	2	3	4	5	
Points won	3	4	11	5		1	11	11	6	11		3
Biggest lead	-	1	5	1		5	8	8	1	6		8
Points won on own serve	3	4	6	3		16	8	7	4	6		25
Points lost on own serve	3	4	2	5		14	0	0	5	2		7
Most consecutive points won	1	2	6	1		6	3	7	3	3		7
Greatest deficit overcome	-	-	1	-		1	-	1	-	1		1
Handedness/Grip	Right/						Right/					

Game/Match Statistics	Game					Match
	1	2	3	4	5	
Longest rally (strokes)	4	6	8	7		8
Average rally	3	3	3	3		3

Game Progress

1	SMITH Marcus (BAR)	0	*0	1	*1	2	*2	3	3		
	CHAN YOON FO Brian (MRI)	*0	2	*3	5	*6	8	*9	11		
2	SMITH Marcus (BAR)	*0	1	*1	1	*1	2	*2	4	4	
	CHAN YOON FO Brian (MRI)	0	*1	3	*5	7	*8	10	*10	11	
3	SMITH Marcus (BAR)	0	*1	3	*3	4	*5	7	*9	10	11
	CHAN YOON FO Brian (MRI)	*0	1	*1	3	*4	5	*5	5	*6	6
4	SMITH Marcus (BAR)	*0	1	*2	2	*3	4	*4	5	5	
	CHAN YOON FO Brian (MRI)	0	*1	2	*4	5	*6	8	*9	11	

NOTES

"*" denotes server. The "Greatest deficit overcome" only applies when the player ends up winning the game.



Detailed Team Match Results

Nigeria (NGR) 3 - 0 Belize (BIZ)

Team Match No : MT4 Table : 4 Umpires : FRIMPONG Francis (GHA) MARTIN Andrew (AUS)

Match 1			Match	Game 1	Game 2	Game 3	Game 4	Game 5
A	OMOTAYO Olajide	NGR	3	11	11	11		
X	PAGARANI Rohit	BIZ	0	4	2	2		
Duration of Match 1			12min	4min	3min	2min		

Match 2			Match	Game 1	Game 2	Game 3	Game 4	Game 5
B	ABIODUN Bode	NGR	3	11	11	11		
Y	HUKMANI Devesh	BIZ	0	5	3	2		
Duration of Match 2			13min	5min	4min	3min		

Match 3			Match	Game 1	Game 2	Game 3	Game 4	Game 5
C/A	JAMIU A / OMOTAYO O	NGR	3	11	11	11		
Z/Y	SU T / HUKMANI D	BIZ	0	6	4	5		
Duration of Match 3			13min	4min	4min	4min		

Duration of Team Match	13min
------------------------	-------

Player Statistics	Nigeria (NGR)					Team Match	Belize (BIZ)					Team Match
	Match						Match					
	1	2	3	4	5		1	2	3	4	5	
Points won	3	3	3			3	0	0	0			0
Biggest lead	9	9	7			9	-	1	1			1
Points won on own serve	18	15	14			47	6	5	5			16
Points lost on own serve	2	5	10			17	15	17	19			51
Most consecutive points won	8	7	6			8	2	3	2			3
Greatest deficit overcome	-	1	1			1	-	-	-			-

Match/Team Match Statistics	Match					Team Match
	1	2	3	4	5	
Longest rally (strokes)	11	8	7			11
Average rally	3	4	3			3

NOTES

The "Greatest deficit overcome" only applies when the player/pair ends up winning the game.

LEGEND

MT Men's Team No. Number



Detailed Team Match Results

Nigeria (NGR) 3 - 0 Belize (BIZ)

Match 1: **OMOTAYO Olajide (NGR)** 3-0 **PAGARANI Rohit (BIZ)**

Match Summary		Match	Game 1	Game 2	Game 3	Game 4	Game 5
OMOTAYO Olajide	NGR	3	11	11	11		
PAGARANI Rohit	BIZ	0	4	2	2		
Duration		12min	4min	3min	2min		

Team Match No : MT4 Table : 4 Umpires : FRIMPONG Francis (GHA) MARTIN Andrew (AUS)

Player Statistics	OMOTAYO Olajide (NGR)						PAGARANI Rohit (BIZ)					
	Game					Match	Game					Match
	1	2	3	4	5		1	2	3	4	5	
Points won	11	11	11			3	4	2	2			0
Biggest lead	7	9	9			9	-	-	-			-
Points won on own serve	6	6	6			18	3	1	2			6
Points lost on own serve	1	1	0			2	5	5	5			15
Most consecutive points won	7	8	7			8	2	1	2			2
Greatest deficit overcome	-	-	-			-	-	-	-			-
Handedness/Grip	Right/						Right/					

Game/Match Statistics	Game					Match
	1	2	3	4	5	
Longest rally (strokes)	6	11	10			11
Average rally	3	4	3			3

Game Progress

1	OMOTAYO Olajide (NGR)	0	*1	3	*3	4	*6	8	*10	11
	PAGARANI Rohit (BIZ)	*0	1	*1	3	*4	4	*4	4	4
2	OMOTAYO Olajide (NGR)	*0	2	*4	6	*8	9	*10	11	
	PAGARANI Rohit (BIZ)	0	*0	0	*0	0	*1	2	2	
3	OMOTAYO Olajide (NGR)	0	*2	4	*4	6	*8	10	11	
	PAGARANI Rohit (BIZ)	*0	0	*0	2	*2	2	*2	2	

NOTES

"*" denotes server. The "Greatest deficit overcome" only applies when the player ends up winning the game.



Detailed Team Match Results

Nigeria (NGR) 3 - 0 Belize (BIZ)

Match 2: ABIODUN Bode (NGR) 3-0 HUKMANI Devesh (BIZ)

Match Summary		Match	Game 1	Game 2	Game 3	Game 4	Game 5
ABIODUN Bode	NGR	3	11	11	11		
HUKMANI Devesh	BIZ	0	5	3	2		
Duration		13min	5min	4min	3min		

Team Match No : MT4 Table : 4 Umpires : FRIMPONG Francis (GHA) MARTIN Andrew (AUS)

Player Statistics	ABIODUN Bode (NGR)						HUKMANI Devesh (BIZ)					
	Game					Match	Game					Match
	1	2	3	4	5		1	2	3	4	5	
Points won	11	11	11			3	5	3	2			0
Biggest lead	6	8	9			9	1	-	-			1
Points won on own serve	5	5	5			15	2	2	1			5
Points lost on own serve	3	1	1			5	6	6	5			17
Most consecutive points won	6	4	7			7	3	1	2			3
Greatest deficit overcome	1	-	-			1	-	-	-			-
Handedness/Grip	Right/						Left/					

Game/Match Statistics	Game					Match
	1	2	3	4	5	
Longest rally (strokes)	5	8	5			8
Average rally	4	4	3			4

Game Progress

1	ABIODUN Bode (NGR)	*0	1	*2	4	*5	5	*7	9	11
	HUKMANI Devesh (BIZ)	0	*1	2	*2	3	*5	5	*5	5
2	ABIODUN Bode (NGR)	0	*2	4	*5	6	*8	10	11	
	HUKMANI Devesh (BIZ)	*0	0	*0	1	*2	2	*2	3	
3	ABIODUN Bode (NGR)	0	2	*4	6	*7	8	*10	11	
	HUKMANI Devesh (BIZ)	0	*0	0	*0	1	*2	2	2	

NOTES

"*" denotes server. The "Greatest deficit overcome" only applies when the player ends up winning the game.



Detailed Team Match Results

Nigeria (NGR) 3 - 0 Belize (BIZ)

Match 3: **JAMIU Azeez (NGR)** 3-0 **SU Terry (BIZ)**
OMOTAYO Olajide **HUKMANI Devesh**

Match Summary		Match	Game 1	Game 2	Game 3	Game 4	Game 5
JAMIU Azeez / OMOTAYO O	NGR	3	11	11	11		
SU Terry / HUKMANI D	BIZ	0	6	4	5		
Duration		13min	4min	4min	4min		

Team Match No : MT4 Table : 4 Umpires : FRIMPONG Francis (GHA) MARTIN Andrew (AUS)

Player Statistics	JAMIU A / OMOTAYO O (NGR)						SU T / HUKMANI D (BIZ)					
	Game					Match	Game					Match
	1	2	3	4	5		1	2	3	4	5	
Points won	11	11	11			3	6	4	5			0
Biggest lead	6	7	6			7	1	1	1			1
Points won on own serve	4	5	5			14	1	2	2			5
Points lost on own serve	5	2	3			10	7	6	6			19
Most consecutive points won	4	6	6			6	2	1	2			2
Greatest deficit overcome	1	1	1			1	-	-	-			-
Handedness/Grip	Right/ - Right/						Right/ - Left/					

Game/Match Statistics	Game					Match
	1	2	3	4	5	
Longest rally (strokes)	4	7	5			7
Average rally	3	3	3			3

Game Progress

1	JAMIU A / OMOTAYO O (NGR)	-*0	1	*-3	4	-*6	7	*-9	9	-*10	11
	SU T / HUKMANI D (BIZ)	0	-*1	1	*-2	2	-*3	3	*-5	6	6
2	JAMIU A / OMOTAYO O (NGR)	0	-*1	3	*-5	6	-*7	8	*-10	11	
	SU T / HUKMANI D (BIZ)	-*0	1	*-1	1	-*2	3	*-4	4	4	
3	JAMIU A / OMOTAYO O (NGR)	-*0	1	*-2	3	-*4	6	*-8	9	11	
	SU T / HUKMANI D (BIZ)	0	-*1	2	*-3	4	-*4	4	*-5	5	

NOTES

"*-" denotes first player of pair is server, "-*" denotes second player of pair is server. The "Greatest deficit overcome" only applies when the pair ends up winning the game.



Detailed Team Match Results

Malaysia (MAS) 1 - 3 Nigeria (NGR)

Team Match No : MT9 Table : 2 Umpires : PURCELL Tom (ENG) PINKEWICH Marie (AUS)

Match 1			Match	Game 1	Game 2	Game 3	Game 4	Game 5
A	LEONG Chee Feng	MAS	0	11	13	7		
X	OMOTAYO Olajide	NGR	3	13	15	11		
Duration of Match 1			24min	7min	9min	5min		

Match 2			Match	Game 1	Game 2	Game 3	Game 4	Game 5
B	MUHAMAD RIZAL Muhammad Ashraf Haiq.	MAS	0	5	7	11		
Y	ABIODUN Bode	NGR	3	11	11	13		
Duration of Match 2			19min	4min	6min	8min		

Match 3			Match	Game 1	Game 2	Game 3	Game 4	Game 5
C/A	CHOONG J / LEONG CF	MAS	3	11	11	11		
Z/X	JAMIU A / OMOTAYO O	NGR	0	4	9	7		
Duration of Match 3			14min	3min	5min	4min		

Match 4			Match	Game 1	Game 2	Game 3	Game 4	Game 5
B	MUHAMAD RIZAL Muhammad Ashraf Haiq.	MAS	2	7	11	5	11	8
Z	JAMIU Azeez	NGR	3	11	9	11	7	11
Duration of Match 4			33min	5min	7min	5min	5min	8min

Duration of Team Match	1h54min
------------------------	---------

Player Statistics	Malaysia (MAS)					Nigeria (NGR)						
	Match					Team Match	Match					Team Match
	1	2	3	4	5		1	2	3	4	5	
Points won	0	0	3	2		1	3	3	0	3		3
Biggest lead	5	1	7	5		7	4	6	2	6		6
Points won on own serve	17	13	18	27		75	18	18	13	30		79
Points lost on own serve	19	17	7	19		62	16	10	15	15		56
Most consecutive points won	5	4	5	4		5	4	5	4	5		5
Greatest deficit overcome	-	-	2	2		2	2	1	-	1		2

Match/Team Match Statistics	Match					Team Match
	1	2	3	4	5	
Longest rally (strokes)	10	12	6	8		12
Average rally	2	4	3	3		3

NOTES

The "Greatest deficit overcome" only applies when the player/pair ends up winning the game.

LEGEND

MT Men's Team No. Number



Detailed Team Match Results

Malaysia (MAS) 1 - 3 Nigeria (NGR)

Match 1: LEONG Chee Feng (MAS) 0-3 OMOTAYO Olajide (NGR)

Match Summary		Match	Game 1	Game 2	Game 3	Game 4	Game 5
LEONG Chee Feng	MAS	0	11	13	7		
OMOTAYO Olajide	NGR	3	13	15	11		
Duration		24min	7min	9min	5min		

Team Match No : MT9 Table : 2 Umpires : PURCELL Tom (ENG) PINKEWICH Marie (AUS)

Player Statistics	LEONG Chee Feng (MAS)						OMOTAYO Olajide (NGR)					
	Game					Match	Game					Match
	1	2	3	4	5		1	2	3	4	5	
Points won	11	13	7			0	13	15	11			3
Biggest lead	5	2	1			5	-	2	4			4
Points won on own serve	5	6	6			17	4	7	7			18
Points lost on own serve	7	8	4			19	8	7	1			16
Most consecutive points won	5	4	2			5	4	3	3			4
Greatest deficit overcome	-	-	-			-	-	2	1			2
Handedness/Grip	Right/						Right/					

Game/Match Statistics	Game					Match
	1	2	3	4	5	
Longest rally (strokes)	10	3	10			10
Average rally	3	1	3			2

Game Progress

1	LEONG Chee Feng (MAS)	0	*2	4	*5	5	*6	8	*9	9	*10	10	*11	11	*12	13		
	OMOTAYO Olajide (NGR)	*0	0	*0	1	*3	4	*4	5	*7	8	*10	10	*11	11	*11		
2	LEONG Chee Feng (MAS)	0	*0	2	*4	4	*6	6	*7	8	*8	10	*11	11	*12	12	*12	13
	OMOTAYO Olajide (NGR)	*0	2	*2	2	*4	4	*6	7	*8	10	*10	10	*11	11	*12	13	*13
		*13	13															
		14	15															
3	LEONG Chee Feng (MAS)	*0	1	*1	3	*3	5	*5	6	*7	7							
	OMOTAYO Olajide (NGR)	0	*1	3	*3	5	*5	7	*8	9	11							

NOTES

"*" denotes server. The "Greatest deficit overcome" only applies when the player ends up winning the game.



Detailed Team Match Results

Malaysia (MAS) 1 - 3 Nigeria (NGR)

Match 2: MUHAMAD RIZAL Muhammad Ashraf Haiq. (MAS) 0-3 ABIODUN Bode (NGR)

Match Summary

		Match	Game 1	Game 2	Game 3	Game 4	Game 5
MUHAMAD RIZAL Muhammad Ashraf Haiq.	MAS	0	5	7	11		
ABIODUN Bode	NGR	3	11	11	13		
	Duration	19min	4min	6min	8min		

Team Match No : MT9 Table : 2 Umpires : PURCELL Tom (ENG) PINKEWICH Marie (AUS)

Player Statistics	MUHAMAD RIZAL MAH (MAS)						ABIODUN Bode (NGR)					
	Game					Match	Game					Match
	1	2	3	4	5		1	2	3	4	5	
Points won	5	7	11			0	11	11	13			3
Biggest lead	1	1	-			1	6	5	5			6
Points won on own serve	4	4	5			13	7	5	6			18
Points lost on own serve	4	6	7			17	1	3	6			10
Most consecutive points won	3	3	4			4	4	4	5			5
Greatest deficit overcome	-	-	-			-	1	1	-			1
Handedness/Grip	Right/						Right/					

Game/Match Statistics	Game					Match
	1	2	3	4	5	
Longest rally (strokes)	9	12	12			12
Average rally	4	4	5			4

Game Progress

1	MUHAMAD RIZAL Muhammad Ashraf Haiq. (MAS)	0	*0	2	*3	4	*4	5	*5	5						
	ABIODUN Bode (NGR)	*0	2	*2	3	*4	6	*7	9	11						
2	MUHAMAD RIZAL Muhammad Ashraf Haiq. (MAS)	*0	1	*2	3	*3	4	*4	5	*7	7					
	ABIODUN Bode (NGR)	0	*1	2	*3	5	*6	8	*9	9	11					
3	MUHAMAD RIZAL Muhammad Ashraf Haiq. (MAS)	0	*0	0	*1	3	*4	4	*6	6	*8	10	*10	11	*11	11
	ABIODUN Bode (NGR)	*0	2	*4	5	*5	6	*8	8	*10	10	*10	11	*11	12	13

NOTES

"*" denotes server. The "Greatest deficit overcome" only applies when the player ends up winning the game.



Detailed Team Match Results

Malaysia (MAS) 1 - 3 Nigeria (NGR)

Match 3: **CHOONG Javen (MAS)** 3-0 **JAMIU Azeez (NGR)**
LEONG Chee Feng **OMOTAYO Olajide**

Match Summary		Match	Game 1	Game 2	Game 3	Game 4	Game 5
CHOONG Javen / LEONG CF	MAS	3	11	11	11		
JAMIU Azeez / OMOTAYO O	NGR	0	4	9	7		
Duration		14min	3min	5min	4min		

Team Match No : MT9 Table : 2 Umpires : PURCELL Tom (ENG) PINKEWICH Marie (AUS)

Player Statistics	CHOONG J / LEONG CF (MAS)						JAMIU A / OMOTAYO O (NGR)					
	Game					Match	Game					Match
	1	2	3	4	5		1	2	3	4	5	
Points won	11	11	11			3	4	9	7			0
Biggest lead	7	4	4			7	1	2	2			2
Points won on own serve	6	6	6			18	3	5	5			13
Points lost on own serve	1	4	2			7	5	5	5			15
Most consecutive points won	5	5	5			5	1	4	3			4
Greatest deficit overcome	1	2	2			2	-	-	-			-
Handedness/Grip	Right/ - Right/						Right/ - Right/					

Game/Match Statistics	Game					Match
	1	2	3	4	5	
Longest rally (strokes)	6	5	6			6
Average rally	3	3	4			3

Game Progress

1	CHOONG J / LEONG CF (MAS)	0	*-1	3	*-5	6	*-7	9	*-10	11		
	JAMIU A / OMOTAYO O (NGR)	*-0	1	*-1	1	*-2	3	*-3	4	4		
2	CHOONG J / LEONG CF (MAS)	*-0	1	*-1	3	*-5	6	*-7	9	*-9	9	11
	JAMIU A / OMOTAYO O (NGR)	0	*-1	3	*-3	3	*-4	5	*-5	7	*-9	9
3	CHOONG J / LEONG CF (MAS)	0	*-1	2	*-3	4	*-4	6	*-7	9	11	
	JAMIU A / OMOTAYO O (NGR)	*-0	1	*-2	3	*-4	6	*-6	7	*-7	7	

NOTES

"*-." denotes first player of pair is server, "-*" denotes second player of pair is server. The "Greatest deficit overcome" only applies when the pair ends up winning the game.



Detailed Team Match Results

Malaysia (MAS) 1 - 3 Nigeria (NGR)

Match 4: MUHAMAD RIZAL Muhammad Ashraf Haiq. (MAS) 2-3 JAMIU Azeez (NGR)

Match Summary		Match	Game 1	Game 2	Game 3	Game 4	Game 5
MUHAMAD RIZAL Muhammad Ashraf Haiq.	MAS	2	7	11	5	11	8
JAMIU Azeez	NGR	3	11	9	11	7	11
Duration		33min	5min	7min	5min	5min	8min

Team Match No : MT9 Table : 2 Umpires : PURCELL Tom (ENG) PINKEWICH Marie (AUS)

Player Statistics	MUHAMAD RIZAL MAH (MAS)						JAMIU Azeez (NGR)					
	Game					Match	Game					Match
	1	2	3	4	5		1	2	3	4	5	
Points won	7	11	5	11	8	2	11	9	11	7	11	3
Biggest lead	-	3	1	5	1	5	4	1	6	2	4	6
Points won on own serve	5	6	3	6	7	27	6	5	6	5	8	30
Points lost on own serve	5	4	5	2	3	19	2	5	2	5	1	15
Most consecutive points won	2	3	2	4	3	4	3	2	5	3	3	5
Greatest deficit overcome	-	1	-	2	-	2	-	-	1	-	1	1
Handedness/Grip	Right/						Right/					

Game/Match Statistics	Game					Match
	1	2	3	4	5	
Longest rally (strokes)	6	7	4	7	8	8
Average rally	3	4	3	3	4	3

Game Progress

1	MUHAMAD RIZAL Muhammad Ashraf Haiq. (MAS)	*0	1	*1	2	*3	4	*5	6	*6	7	
	JAMIU Azeez (NGR)	0	*1	3	*4	5	*6	7	*8	10	11	
2	MUHAMAD RIZAL Muhammad Ashraf Haiq. (MAS)	0	*1	2	*3	4	*5	7	*8	9	*10	11
	JAMIU Azeez (NGR)	*0	1	*2	3	*4	5	*5	6	*7	8	9
3	MUHAMAD RIZAL Muhammad Ashraf Haiq. (MAS)	*0	1	*2	3	*3	4	*4	4	5		
	JAMIU Azeez (NGR)	0	*1	2	*3	5	*6	8	*10	11		
4	MUHAMAD RIZAL Muhammad Ashraf Haiq. (MAS)	0	*0	2	*4	5	*7	8	*8	10	11	
	JAMIU Azeez (NGR)	*0	2	*2	2	*3	3	*4	6	*6	7	
5	MUHAMAD RIZAL Muhammad Ashraf Haiq. (MAS)	*0	1	*1	3	*4	5	*5	6	*6	8	8
	JAMIU Azeez (NGR)	0	*1	3	*3	4	*5	7	*8	10	*10	11

NOTES

"*" denotes server. The "Greatest deficit overcome" only applies when the player ends up winning the game.



Detailed Team Match Results

Belize (BIZ) 0 - 3 Malaysia (MAS)

Team Match No : MT16 Table : 5 Umpires : FELIX Marguerita (BAR) RODER Lenore (AUS)

Match 1			Match	Game 1	Game 2	Game 3	Game 4	Game 5
A	HUKMANI Devesh	BIZ	0	8	1	4		
X	LEONG Chee Feng	MAS	3	11	11	11		
Duration of Match 1			14min	6min	3min	4min		

Match 2			Match	Game 1	Game 2	Game 3	Game 4	Game 5
B	PAGARANI Rohit	BIZ	0	4	4	2		
Y	CHOONG Javen	MAS	3	11	11	11		
Duration of Match 2			11min	3min	3min	3min		

Match 3			Match	Game 1	Game 2	Game 3	Game 4	Game 5
C/A	SU T / HUKMANI D	BIZ	0	8	2	6		
Z/Y	MUHAMAD RIZAL MAH / CHOONG J	MAS	3	11	11	11		
Duration of Match 3			15min	5min	3min	4min		

Duration of Team Match	40min
------------------------	-------

Player Statistics	Belize (BIZ)					Team Match	Malaysia (MAS)					Team Match
	Match						Match					
	1	2	3	4	5		1	2	3	4	5	
Points won	0	0	0			0	3	3	3			3
Biggest lead	3	1	2			3	10	9	9			10
Points won on own serve	8	5	8			21	19	16	18			53
Points lost on own serve	14	16	15			45	5	5	7			17
Most consecutive points won	3	2	4			4	7	6	9			9
Greatest deficit overcome	-	-	-			-	3	1	2			3

Match/Team Match Statistics	Match					Team Match
	1	2	3	4	5	
Longest rally (strokes)	10	9	7			10
Average rally	3	3	3			3

NOTES

The "Greatest deficit overcome" only applies when the player/pair ends up winning the game.

LEGEND

MT Men's Team No. Number



Detailed Team Match Results

Belize (BIZ) 0 - 3 Malaysia (MAS)

Match 1: HUKMANI Devesh (BIZ) 0-3 LEONG Chee Feng (MAS)

Match Summary		Match	Game 1	Game 2	Game 3	Game 4	Game 5
HUKMANI Devesh	BIZ	0	8	1	4		
LEONG Chee Feng	MAS	3	11	11	11		
Duration		14min	6min	3min	4min		

Team Match No : MT16 Table : 5 Umpires : FELIX Marguerita (BAR) RODER Lenore (AUS)

Player Statistics	HUKMANI Devesh (BIZ)					Match	LEONG Chee Feng (MAS)					Match
	Game						Game					
	1	2	3	4	5		1	2	3	4	5	
Points won	8	1	4			0	11	11	11			3
Biggest lead	3	-	-			3	3	10	7			10
Points won on own serve	6	1	1			8	8	6	5			19
Points lost on own serve	3	5	6			14	2	0	3			5
Most consecutive points won	3	1	1			3	3	7	5			7
Greatest deficit overcome	-	-	-			-	3	-	-			3
Handedness/Grip	Left/						Right/					

Game/Match Statistics	Game					Match
	1	2	3	4	5	
Longest rally (strokes)	8	10	5			10
Average rally	3	4	3			3

Game Progress

1	HUKMANI Devesh (BIZ)	0	*1	3	*4	5	*5	6	*6	8	*8	8
	LEONG Chee Feng (MAS)	*0	1	*1	2	*3	5	*6	8	*8	10	11
2	HUKMANI Devesh (BIZ)	*0	0	*0	1	*1	1	1				
	LEONG Chee Feng (MAS)	0	*2	4	*5	7	*9	11				
3	HUKMANI Devesh (BIZ)	0	*1	2	*3	3	*4	4	*4	4		
	LEONG Chee Feng (MAS)	*0	1	*2	3	*5	6	*8	10	11		

NOTES

"*" denotes server. The "Greatest deficit overcome" only applies when the player ends up winning the game.



Detailed Team Match Results

Belize (BIZ) 0 - 3 Malaysia (MAS)

Match 2: PAGARANI Rohit (BIZ) 0-3 CHOONG Javen (MAS)

Match Summary		Match	Game 1	Game 2	Game 3	Game 4	Game 5
PAGARANI Rohit	BIZ	0	4	4	2		
CHOONG Javen	MAS	3	11	11	11		
Duration		11min	3min	3min	3min		

Team Match No : MT16 Table : 5 Umpires : FELIX Marguerita (BAR) RODER Lenore (AUS)

Player Statistics	PAGARANI Rohit (BIZ)						CHOONG Javen (MAS)					
	Game					Match	Game					Match
	1	2	3	4	5		1	2	3	4	5	
Points won	4	4	2			0	11	11	11			3
Biggest lead	-	1	-			1	7	7	9			9
Points won on own serve	2	2	1			5	5	6	5			16
Points lost on own serve	6	5	5			16	2	2	1			5
Most consecutive points won	1	2	1			2	5	6	5			6
Greatest deficit overcome	-	-	-			-	-	1	-			1
Handedness/Grip	Right/						Right/					

Game/Match Statistics	Game					Match
	1	2	3	4	5	
Longest rally (strokes)	7	9	8			9
Average rally	3	3	3			3

Game Progress

1	PAGARANI Rohit (BIZ)	*0	0	*1	2	*3	4	*4	4	4
	CHOONG Javen (MAS)	0	*2	3	*4	5	*6	8	*10	11
2	PAGARANI Rohit (BIZ)	0	*1	2	*2	3	*3	3	*4	4
	CHOONG Javen (MAS)	*0	1	*2	4	*5	7	*9	10	11
3	PAGARANI Rohit (BIZ)	0	0	*0	1	*1	1	*2	2	
	CHOONG Javen (MAS)	0	*2	4	*5	7	*9	10	11	

NOTES

"*" denotes server. The "Greatest deficit overcome" only applies when the player ends up winning the game.



Detailed Team Match Results

Belize (BIZ) 0 - 3 Malaysia (MAS)

Match 3:

SU Terry (BIZ)
HUKMANI Devesh

0-3

MUHAMAD RIZAL Muhammad Ashraf
Haig. (MAS)
CHOONG Javen

Match Summary

		Match	Game 1	Game 2	Game 3	Game 4	Game 5
SU Terry / HUKMANI D	BIZ	0	8	2	6		
MUHAMAD RIZAL Muhammad Ashraf Haig. / CHOONG J	MAS	3	11	11	11		
	Duration	15min	5min	3min	4min		

Team Match No : MT16 Table : 5 Umpires : FELIX Marguerita (BAR) RODER Lenore (AUS)

Player Statistics	SU T / HUKMANI D (BIZ)					Match	MUHAMAD RIZAL MAH / CHOONG J (MAS)					Match
	Game						Game					
	1	2	3	4	5		1	2	3	4	5	
Points won	8	2	6			0	11	11	11			3
Biggest lead	1	-	2			2	3	9	5			9
Points won on own serve	4	1	3			8	6	6	6			18
Points lost on own serve	5	5	5			15	4	1	2			7
Most consecutive points won	4	1	2			4	3	9	7			9
Greatest deficit overcome	-	-	-			-	1	-	2			2
Handedness/Grip	Right/ - Left/						Right/ - Right/					

Game/Match Statistics	Game					Match
	1	2	3	4	5	
Longest rally (strokes)	7	4	6			7
Average rally	4	3	3			3

Game Progress

1	SU T / HUKMANI D (BIZ)	0	*-1	1	*-2	3	*-5	6	*-6	8	*-8	8
	MUHAMAD RIZAL MAH / CHOONG J (MAS)	*-0	1	*-3	4	*-5	5	*-6	8	*-8	10	11
2	SU T / HUKMANI D (BIZ)	0	*-1	1	*-1	1	*-1	2	2			
	MUHAMAD RIZAL MAH / CHOONG J (MAS)	*-0	1	*-3	5	*-7	9	*-10	11			
3	SU T / HUKMANI D (BIZ)	0	*-1	3	*-4	4	*-4	4	*-5	6	6	
	MUHAMAD RIZAL MAH / CHOONG J (MAS)	0	1	*-1	2	*-4	6	*-8	9	*-10	11	

NOTES

"*-." denotes first player of pair is server, "-*." denotes second player of pair is server. The "Greatest deficit overcome" only applies when the pair ends up winning the game.



Detailed Team Match Results

Australia (AUS) 3 - 0 Kiribati (KIR)

Team Match No : MT6 Table : 5 Umpires : HAKIMARA Marzieh (CAN) CHAN Cheryl (SGP)

Match 1			Match	Game 1	Game 2	Game 3	Game 4	Game 5
A	CARTER Trent	AUS	3	11	11	11	11	
X	MIITA Tauramoa	KIR	1	6	3	13	7	
Duration of Match 1			21min	4min	4min	7min	5min	

Match 2			Match	Game 1	Game 2	Game 3	Game 4	Game 5
B	HU Heming	AUS	3	11	11	11		
Y	JOHNNY Allie	KIR	0	6	3	5		
Duration of Match 2			16min	5min	5min	5min		

Match 3			Match	Game 1	Game 2	Game 3	Game 4	Game 5
C/B	TOWNSEND K / HU H	AUS	3	11	11	11		
Z/X	TAKOOA N / MIITA T	KIR	0	8	6	2		
Duration of Match 3			14min	5min	5min	3min		

Duration of Team Match	14min
------------------------	-------

Player Statistics	Australia (AUS)					Team Match	Kiribati (KIR)					Team Match
	Match						Match					
	1	2	3	4	5		1	2	3	4	5	
Points won	3	3	3			3	1	0	0			0
Biggest lead	8	8	9			9	2	2	-			2
Points won on own serve	23	15	15			53	14	5	7			26
Points lost on own serve	13	9	9			31	20	18	17			55
Most consecutive points won	7	6	6			7	4	3	3			4
Greatest deficit overcome	1	2	-			2	3	-	-			3

Match/Team Match Statistics	Match					Team Match
	1	2	3	4	5	
Longest rally (strokes)	8	7	5			8
Average rally	4	3	3			3

NOTES

The "Greatest deficit overcome" only applies when the player/pair ends up winning the game.

LEGEND

MT Men's Team No. Number



Detailed Team Match Results

Australia (AUS) 3 - 0 Kiribati (KIR)

Match 1: CARTER Trent (AUS) 3-1 MIITA Tauramoa (KIR)

Match Summary		Match	Game 1	Game 2	Game 3	Game 4	Game 5
CARTER Trent	AUS	3	11	11	11	11	
MIITA Tauramoa	KIR	1	6	3	13	7	
Duration		21min	4min	4min	7min	5min	

Team Match No : MT6 Table : 5 Umpires : HAKIMARA Marzieh (CAN) CHAN Cheryl (SGP)

Player Statistics	CARTER Trent (AUS)						MIITA Tauramoa (KIR)					
	Game					Match	Game					Match
	1	2	3	4	5		1	2	3	4	5	
Points won	11	11	11	11		3	6	3	13	7		1
Biggest lead	5	8	3	6		8	-	1	2	-		2
Points won on own serve	6	6	5	6		23	4	1	5	4		14
Points lost on own serve	2	1	7	3		13	5	5	6	4		20
Most consecutive points won	4	7	4	4		7	3	2	4	3		4
Greatest deficit overcome	-	1	-	-		1	-	-	3	-		3
Handedness/Grip	Right/						Right/					

Game/Match Statistics	Game					Match
	1	2	3	4	5	
Longest rally (strokes)	4	7	7	8		8
Average rally	3	4	4	5		4

Game Progress

1	CARTER Trent (AUS)	0	*1	2	*4	6	*6	7	*8	10	11					
	MIITA Tauramoa (KIR)	*0	1	*2	2	*2	4	*5	6	*6	6					
2	CARTER Trent (AUS)	0	1	*3	4	*5	7	*9	11							
	MIITA Tauramoa (KIR)	0	*1	1	*2	3	*3	3	3							
3	CARTER Trent (AUS)	0	*1	2	*3	4	*5	6	*8	9	*10	10	*10	11	*11	11
	MIITA Tauramoa (KIR)	0	1	*2	3	*4	5	*6	6	*7	8	*10	11	*11	12	13
4	CARTER Trent (AUS)	0	2	*4	4	*5	7	*8	10	*10	11					
	MIITA Tauramoa (KIR)	0	*0	0	*2	3	*3	4	*4	6	7					

NOTES

"*" denotes server. The "Greatest deficit overcome" only applies when the player ends up winning the game.



Detailed Team Match Results

Australia (AUS) 3 - 0 Kiribati (KIR)

Match 2: HU Heming (AUS) 3-0 JOHNNY Allie (KIR)

Match Summary		Match	Game 1	Game 2	Game 3	Game 4	Game 5
HU Heming	AUS	3	11	11	11		
JOHNNY Allie	KIR	0	6	3	5		
Duration		16min	5min	5min	5min		

Team Match No : MT6 Table : 5 Umpires : HAKIMARA Marzieh (CAN) CHAN Cheryl (SGP)

Player Statistics	HU Heming (AUS)						JOHNNY Allie (KIR)					
	Game					Match	Game					Match
	1	2	3	4	5		1	2	3	4	5	
Points won	11	11	11			3	6	3	5			0
Biggest lead	5	8	6			8	1	2	1			2
Points won on own serve	5	5	5			15	3	0	2			5
Points lost on own serve	3	3	3			9	6	6	6			18
Most consecutive points won	4	6	4			6	3	2	3			3
Greatest deficit overcome	1	2	1			2	-	-	-			-
Handedness/Grip	Right/						Right/					

Game/Match Statistics	Game					Match
	1	2	3	4	5	
Longest rally (strokes)	5	7	5			7
Average rally	3	3	4			3

Game Progress

1	HU Heming (AUS)	0	*1	3	*3	4	*6	7	*9	10	11
	JOHNNY Allie (KIR)	*0	1	*1	3	*4	4	*5	5	*6	6
2	HU Heming (AUS)	*0	0	*2	4	*6	7	*9	11		
	JOHNNY Allie (KIR)	0	*2	2	*2	2	*3	3	3		
3	HU Heming (AUS)	0	*2	2	*3	4	*6	8	*9	11	
	JOHNNY Allie (KIR)	*0	0	*2	3	*4	4	*4	5	5	

NOTES

"*" denotes server. The "Greatest deficit overcome" only applies when the player ends up winning the game.



Detailed Team Match Results

Australia (AUS) 3 - 0 Kiribati (KIR)

Match 3: **TOWNSEND Kane (AUS)** 3-0 **TAKOOA Nooa (KIR)**
HU Heming **MIITA Tauramoa**

Match Summary

		Match	Game 1	Game 2	Game 3	Game 4	Game 5
TOWNSEND Kane / HU H	AUS	3	11	11	11		
TAKOOA Nooa / MIITA T	KIR	0	8	6	2		
	Duration	14min	5min	5min	3min		

Team Match No : MT6 Table : 5 Umpires : HAKIMARA Marzieh (CAN) CHAN Cheryl (SGP)

Player Statistics	TOWNSEND K / HU H (AUS)						TAKOOA N / MIITA T (KIR)					
	Game					Match	Game					Match
	1	2	3	4	5		1	2	3	4	5	
Points won	11	11	11			3	8	6	2			0
Biggest lead	5	5	9			9	-	-	-			-
Points won on own serve	5	5	5			15	4	2	1			7
Points lost on own serve	4	4	1			9	6	6	5			17
Most consecutive points won	5	4	6			6	3	2	1			3
Greatest deficit overcome	-	-	-			-	-	-	-			-
Handedness/Grip	Left/ - Right/						Right/ - Right/					

Game/Match Statistics	Game					Match
	1	2	3	4	5	
Longest rally (strokes)	5	4	4			5
Average rally	3	3	2			3

Game Progress

1	TOWNSEND K / HU H (AUS)	0	*-2	2	*-4	6	*-7	8	*-9	10	*-10	11
	TAKOOA N / MIITA T (KIR)	*-0	0	*-2	2	*-2	3	*-4	5	*-6	8	8
2	TOWNSEND K / HU H (AUS)	*-0	2	*-4	5	*-6	6	*-8	9	*-10	11	
	TAKOOA N / MIITA T (KIR)	0	*-0	0	*-1	2	*-4	4	*-5	6	6	
3	TOWNSEND K / HU H (AUS)	0	*-2	4	*-6	7	*-8	10	11			
	TAKOOA N / MIITA T (KIR)	0	0	*-0	0	*-1	2	*-2	2			

NOTES

"*-." denotes first player of pair is server, "-*" denotes second player of pair is server. The "Greatest deficit overcome" only applies when the pair ends up winning the game.



Detailed Team Match Results

Australia (AUS) 3 - 0 Scotland (SCO)

Team Match No : MT7 Table : 1 Umpires : MEHRA Vipin (IND) WILLIAMS Jackie (WAL)

Match 1			Match	Game 1	Game 2	Game 3	Game 4	Game 5
A	YAN Xin	AUS	3	11	11	10	11	11
X	HOWIESON Craig	SCO	2	9	9	12	13	7
Duration of Match 1			42min	7min	7min	9min	10min	7min

Match 2			Match	Game 1	Game 2	Game 3	Game 4	Game 5
B	HU Heming	AUS	3	11	6	11	11	11
Y	RUMGAY Gavin	SCO	2	9	11	8	13	8
Duration of Match 2			55min	11min	9min	9min	14min	10min

Match 3			Match	Game 1	Game 2	Game 3	Game 4	Game 5
C/B	POWELL D / HU H	AUS	3	11	11	10	11	
Z/X	DALGLEISH C / HOWIESON C	SCO	1	9	7	12	5	
Duration of Match 3			30min	6min	8min	8min	5min	

Duration of Team Match	30min
------------------------	-------

Player Statistics	Australia (AUS)					Team Match	Scotland (SCO)					Team Match
	Match						Match					
	1	2	3	4	5		1	2	3	4	5	
Points won	3	3	3			3	2	2	1			0
Biggest lead	6	6	6			6	2	6	5			6
Points won on own serve	28	27	23			78	25	27	18			70
Points lost on own serve	23	22	15			60	24	23	19			66
Most consecutive points won	5	6	5			6	7	7	5			7
Greatest deficit overcome	1	6	1			6	5	6	2			6

Match/Team Match Statistics	Match					Team Match
	1	2	3	4	5	
Longest rally (strokes)	15	17	17			17
Average rally	4	5	4			4

NOTES

The "Greatest deficit overcome" only applies when the player/pair ends up winning the game.

LEGEND

MT Men's Team No. Number



Detailed Team Match Results

Australia (AUS) 3 - 0 Scotland (SCO)

Match 1: YAN Xin (AUS) 3-2 HOWIESON Craig (SCO)

Match Summary		Match	Game 1	Game 2	Game 3	Game 4	Game 5
YAN Xin	AUS	3	11	11	10	11	11
HOWIESON Craig	SCO	2	9	9	12	13	7
Duration		42min	7min	7min	9min	10min	7min

Team Match No : MT7 Table : 1 Umpires : MEHRA Vipin (IND) WILLIAMS Jackie (WAL)

Player Statistics	YAN Xin (AUS)						HOWIESON Craig (SCO)					
	Game					Match	Game					Match
	1	2	3	4	5		1	2	3	4	5	
Points won	11	11	10	11	11	3	9	9	12	13	7	2
Biggest lead	4	3	3	5	6	6	-	1	2	2	-	2
Points won on own serve	8	5	5	5	5	28	7	3	6	6	3	25
Points lost on own serve	2	5	5	7	4	23	3	6	5	5	5	24
Most consecutive points won	3	4	4	4	5	5	3	2	3	7	5	7
Greatest deficit overcome	-	1	-	-	-	1	-	-	3	5	-	5
Handedness/Grip	Right/						Right/					

Game/Match Statistics	Game					Match
	1	2	3	4	5	
Longest rally (strokes)	6	10	9	11	15	15
Average rally	4	3	4	4	5	4

Game Progress

1	YAN Xin (AUS)	*0	2	*3	5	*5	7	*7	8	*9	10	11				
	HOWIESON Craig (SCO)	0	*0	1	*1	3	*3	5	*6	7	*8	9				
2	YAN Xin (AUS)	0	*1	2	*4	5	*6	7	*8	9	*10	11				
	HOWIESON Craig (SCO)	0	1	*2	2	*3	4	*5	6	*7	8	9				
3	YAN Xin (AUS)	0	1	*2	2	*4	6	*6	8	*9	9	*10	10	10		
	HOWIESON Craig (SCO)	0	*1	2	*4	4	*4	6	*6	7	*9	10	*11	12		
4	YAN Xin (AUS)	0	*2	4	*5	6	*7	7	*7	7	*9	10	*10	11	*11	11
	HOWIESON Craig (SCO)	0	0	*0	1	*2	3	*5	7	*9	9	*10	11	*11	12	13
5	YAN Xin (AUS)	0	2	*4	5	*7	8	*8	8	*9	11					
	HOWIESON Craig (SCO)	0	*0	0	*1	1	*2	4	*6	7	7					

NOTES

"*" denotes server. The "Greatest deficit overcome" only applies when the player ends up winning the game.



Detailed Team Match Results

Australia (AUS) 3 - 0 Scotland (SCO)

Match 2: HU Heming (AUS) 3-2 RUMGAY Gavin (SCO)

Match Summary		Match	Game 1	Game 2	Game 3	Game 4	Game 5
HU Heming	AUS	3	11	6	11	11	11
RUMGAY Gavin	SCO	2	9	11	8	13	8
Duration		55min	11min	9min	9min	14min	10min

Team Match No : MT7 Table : 1 Umpires : MEHRA Vipin (IND) WILLIAMS Jackie (WAL)

Player Statistics	HU Heming (AUS)						RUMGAY Gavin (SCO)					
	Game					Match	Game					Match
	1	2	3	4	5		1	2	3	4	5	
Points won	11	6	11	11	11	3	9	11	8	13	8	2
Biggest lead	2	2	3	6	3	6	6	5	5	2	2	6
Points won on own serve	5	5	6	4	7	27	4	7	5	5	6	27
Points lost on own serve	5	4	3	8	2	22	6	1	5	7	4	23
Most consecutive points won	6	2	6	6	3	6	7	3	5	6	3	7
Greatest deficit overcome	6	-	5	-	2	6	-	2	-	6	-	6
Handedness/Grip	Right/						Right/					

Game/Match Statistics	Game					Match
	1	2	3	4	5	
Longest rally (strokes)	14	16	7	17	11	17
Average rally	5	5	4	5	5	5

Game Progress

1	HU Heming (AUS)	0	*1	1	*1	1	*3	4	*5	7	*9	11				
	RUMGAY Gavin (SCO)	*0	1	*3	5	*7	7	*8	9	*9	9	9				
2	HU Heming (AUS)	*0	2	*2	3	*4	5	*5	6	*6	6					
	RUMGAY Gavin (SCO)	0	*0	2	*3	4	*5	7	*8	10	11					
3	HU Heming (AUS)	0	*0	0	*1	2	*3	5	*7	9	*10	11				
	RUMGAY Gavin (SCO)	*0	2	*4	5	*6	7	*7	7	*7	8	8				
4	HU Heming (AUS)	*0	1	*3	5	*7	7	*7	7	*9	9	*10	11	*11	11	11
	RUMGAY Gavin (SCO)	0	*1	1	*1	1	*3	5	*7	7	*9	10	*10	11	*12	13
5	HU Heming (AUS)	0	*1	2	*3	4	*4	6	*7	9	*10	11				
	RUMGAY Gavin (SCO)	*0	1	*2	3	*4	6	*6	7	*7	8	8				

NOTES

"*" denotes server. The "Greatest deficit overcome" only applies when the player ends up winning the game.



Detailed Team Match Results

Scotland (SCO) 3 - 0 Kiribati (KIR)

Team Match No : MT18 Table : 4 Umpires : POOLE Maurie (AUS) NOMURA Nanako (AUS)

Match 1			Match	Game 1	Game 2	Game 3	Game 4	Game 5
A	RUMGAY Gavin	SCO	3	11	11	11		
X	TAKOOA Nooa	KIR	0	1	1	0		
Duration of Match 1			10min	4min	3min	3min		

Match 2			Match	Game 1	Game 2	Game 3	Game 4	Game 5
B	DALGLEISH Colin	SCO	3	11	11	11		
Y	JOHNNY Allie	KIR	0	6	3	5		
Duration of Match 2			16min	5min	4min	5min		

Match 3			Match	Game 1	Game 2	Game 3	Game 4	Game 5
C/B	HOWIESON C / DALGLEISH C	SCO	3	11	11	11		
Z/X	MIITA T / TAKOOA N	KIR	0	7	4	4		
Duration of Match 3			14min	5min	4min	4min		

Duration of Team Match	40min
------------------------	-------

Player Statistics	Scotland (SCO)					Team Match	Kiribati (KIR)					Team Match
	Match						Match					
	1	2	3	4	5		1	2	3	4	5	
Points won	3	3	3			3	0	0	0			0
Biggest lead	11	8	7			11	1	-	2			2
Points won on own serve	18	16	16			50	2	8	8			18
Points lost on own serve	0	6	7			13	15	16	16			47
Most consecutive points won	11	6	9			11	1	2	2			2
Greatest deficit overcome	1	-	2			2	-	-	-			-

Match/Team Match Statistics	Match					Team Match
	1	2	3	4	5	
Longest rally (strokes)	9	8	7			9
Average rally	3	3	3			3

NOTES

The "Greatest deficit overcome" only applies when the player/pair ends up winning the game.

LEGEND

MT Men's Team No. Number



Detailed Team Match Results

Scotland (SCO) 3 - 0 Kiribati (KIR)

Match 1: RUMGAY Gavin (SCO) 3-0 TAKOOA Nooa (KIR)

Match Summary		Match	Game 1	Game 2	Game 3	Game 4	Game 5
RUMGAY Gavin	SCO	3	11	11	11		
TAKOOA Nooa	KIR	0	1	1	0		
Duration		10min	4min	3min	3min		

Team Match No : MT18 Table : 4 Umpires : POOLE Maurie (AUS) NOMURA Nanako (AUS)

Player Statistics	RUMGAY Gavin (SCO)						TAKOOA Nooa (KIR)					
	Game					Match	Game					Match
	1	2	3	4	5		1	2	3	4	5	
Points won	11	11	11			3	1	1	0			0
Biggest lead	10	10	11			11	-	1	-			1
Points won on own serve	6	6	6			18	1	1	0			2
Points lost on own serve	0	0	0			0	5	5	5			15
Most consecutive points won	8	11	11			11	1	1	0			1
Greatest deficit overcome	-	1	-			1	-	-	-			-
Handedness/Grip	Right/						Right/					

Game/Match Statistics	Game					Match
	1	2	3	4	5	
Longest rally (strokes)	9	5	3			9
Average rally	4	2	2			3

Game Progress

1	RUMGAY Gavin (SCO)	*0	2	*3	5	*7	9	11
	TAKOOA Nooa (KIR)	0	*0	1	*1	1	*1	1
2	RUMGAY Gavin (SCO)	0	*1	3	*5	7	*9	11
	TAKOOA Nooa (KIR)	*0	1	*1	1	*1	1	1
3	RUMGAY Gavin (SCO)	*0	2	*4	6	*8	10	11
	TAKOOA Nooa (KIR)	0	*0	0	*0	0	*0	0

NOTES

"*" denotes server. The "Greatest deficit overcome" only applies when the player ends up winning the game.



Detailed Team Match Results

Scotland (SCO) 3 - 0 Kiribati (KIR)

Match 2: **DALGLEISH Colin (SCO)** 3-0 **JOHNNY Allie (KIR)**

Match Summary		Match	Game 1	Game 2	Game 3	Game 4	Game 5
DALGLEISH Colin	SCO	3	11	11	11		
JOHNNY Allie	KIR	0	6	3	5		
Duration		16min	5min	4min	5min		

Team Match No : MT18 Table : 4 Umpires : POOLE Maurie (AUS) NOMURA Nanako (AUS)

Player Statistics	DALGLEISH Colin (SCO)						JOHNNY Allie (KIR)					
	Game					Match	Game					Match
	1	2	3	4	5		1	2	3	4	5	
Points won	11	11	11			3	6	3	5			0
Biggest lead	6	8	6			8	-	-	-			-
Points won on own serve	6	6	4			16	3	3	2			8
Points lost on own serve	3	0	3			6	5	5	6			16
Most consecutive points won	4	6	3			6	2	2	2			2
Greatest deficit overcome	-	-	-			-	-	-	-			-
Handedness/Grip	Right/						Right/					

Game/Match Statistics	Game					Match
	1	2	3	4	5	
Longest rally (strokes)	6	8	7			8
Average rally	3	3	3			3

Game Progress

1	DALGLEISH Colin (SCO)	*0	2	*3	4	*6	6	*8	10	*10	11
	JOHNNY Allie (KIR)	0	*0	1	*2	2	*4	4	*4	6	6
2	DALGLEISH Colin (SCO)	0	*2	4	*4	6	*8	10	11		
	JOHNNY Allie (KIR)	*0	0	*0	2	*2	2	*2	3		
3	DALGLEISH Colin (SCO)	0	2	*3	4	*5	6	*8	9	11	
	JOHNNY Allie (KIR)	0	*0	1	*2	3	*4	4	*5	5	

NOTES

"*" denotes server. The "Greatest deficit overcome" only applies when the player ends up winning the game.



Detailed Team Match Results

Scotland (SCO) 3 - 0 Kiribati (KIR)

Match 3: **HOWIESON Craig (SCO)** 3-0 **MIITA Tauramoa (KIR)**
DALGLEISH Colin **TAKOOA Nooa**

Match Summary		Match	Game 1	Game 2	Game 3	Game 4	Game 5
HOWIESON Craig / DALGLEISH C	SCO	3	11	11	11		
MIITA Tauramoa / TAKOOA N	KIR	0	7	4	4		
Duration		14min	5min	4min	4min		

Team Match No : MT18 Table : 4 Umpires : POOLE Maurie (AUS) NOMURA Nanako (AUS)

Player Statistics	HOWIESON C / DALGLEISH C (SCO)						MIITA T / TAKOOA N (KIR)					
	Game					Match	Game					Match
	1	2	3	4	5		1	2	3	4	5	
Points won	11	11	11			3	7	4	4			0
Biggest lead	4	7	7			7	1	-	2			2
Points won on own serve	5	5	6			16	4	1	3			8
Points lost on own serve	3	3	1			7	6	6	4			16
Most consecutive points won	4	6	9			9	1	2	2			2
Greatest deficit overcome	1	-	2			2	-	-	-			-
Handedness/Grip	Right/ - Right/						Right/ - Right/					

Game/Match Statistics	Game					Match
	1	2	3	4	5	
Longest rally (strokes)	7	5	6			7
Average rally	3	3	3			3

Game Progress

1	HOWIESON C / DALGLEISH C (SCO)	0	*-1	3	*-4	5	*-6	7	*-8	9	11
	MIITA T / TAKOOA N (KIR)	*-0	1	*-1	2	*-3	4	*-5	6	*-7	7
2	HOWIESON C / DALGLEISH C (SCO)	*-0	2	*-4	6	*-7	7	*-9	10	11	
	MIITA T / TAKOOA N (KIR)	0	*-0	0	*-0	1	*-3	3	*-4	4	
3	HOWIESON C / DALGLEISH C (SCO)	0	*-1	2	*-2	4	*-6	8	*-10	11	
	MIITA T / TAKOOA N (KIR)	0	1	*-2	4	*-4	4	*-4	4	4	

NOTES

"*-." denotes first player of pair is server, "-*" denotes second player of pair is server. The "Greatest deficit overcome" only applies when the pair ends up winning the game.



Detailed Team Match Results

St Vinc & Grenadines (SVG) **0 - 3** Canada (CAN)

Team Match No : MT5 Table : 6 Umpires : JEFFRESS Anthony (AUS) ERRINGTON Glenn (AUS)

Match 1			Match	Game 1	Game 2	Game 3	Game 4	Game 5
A	DANIEL Carlton	SVG	0	1	2	4		
X	WANG Zhen	CAN	3	11	11	11		
Duration of Match 1			11min	2min	4min	4min		

Match 2			Match	Game 1	Game 2	Game 3	Game 4	Game 5
B	SPENCER Romano	SVG	0	4	5	3		
Y	MEDJUGORAC Marko	CAN	3	11	11	11		
Duration of Match 2			13min	3min	4min	4min		

Match 3			Match	Game 1	Game 2	Game 3	Game 4	Game 5
C/B	MITCHELL A / SPENCER R	SVG	0	3	2	4		
Z/Y	BERNADET A / MEDJUGORAC M	CAN	3	11	11	11		
Duration of Match 3			14min	4min	4min	4min		

Duration of Team Match	15min
------------------------	-------

Player Statistics	St Vinc & Grenadines (SVG)					Team Match	Canada (CAN)					Team Match
	Match						Match					
	1	2	3	4	5		1	2	3	4	5	
Points won	0	0	0			0	3	3	3			3
Biggest lead	1	1	-			1	10	8	9			10
Points won on own serve	2	6	4			12	15	15	15			45
Points lost on own serve	17	18	17			52	4	6	5			15
Most consecutive points won	2	2	1			2	10	6	9			10
Greatest deficit overcome	-	-	-			-	1	1	-			1

Match/Team Match Statistics	Match					Team Match
	1	2	3	4	5	
Longest rally (strokes)	11	8	10			11
Average rally	4	4	3			4

NOTES

The "Greatest deficit overcome" only applies when the player/pair ends up winning the game.

LEGEND

MT Men's Team No. Number



Detailed Team Match Results

St Vinc & Grenadines (SVG) **0 - 3** Canada (CAN)

Match 1: DANIEL Carlton (SVG) **0-3** WANG Zhen (CAN)

Match Summary		Match	Game 1	Game 2	Game 3	Game 4	Game 5
DANIEL Carlton	SVG	0	1	2	4		
WANG Zhen	CAN	3	11	11	11		
Duration		11min	2min	4min	4min		

Team Match No : MT5 Table : 6 Umpires : JEFFRESS Anthony (AUS) ERRINGTON Glenn (AUS)

Player Statistics	DANIEL Carlton (SVG)						WANG Zhen (CAN)					
	Game					Match	Game					Match
	1	2	3	4	5		1	2	3	4	5	
Points won	1	2	4			0	11	11	11			3
Biggest lead	-	-	1			1	10	9	7			10
Points won on own serve	0	0	2			2	5	4	6			15
Points lost on own serve	6	6	5			17	1	2	1			4
Most consecutive points won	1	2	1			2	10	8	5			10
Greatest deficit overcome	-	-	-			-	-	-	1			1
Handedness/Grip	Right/						Right/					

Game/Match Statistics	Game					Match
	1	2	3	4	5	
Longest rally (strokes)	8	9	11			11
Average rally	3	5	4			4

Game Progress

1	DANIEL Carlton (SVG)	*0	0	*0	0	*0	0	1
	WANG Zhen (CAN)	0	*2	4	*6	8	*10	11
2	DANIEL Carlton (SVG)	0	*0	0	*0	0	*2	2
	WANG Zhen (CAN)	0	2	*4	6	*8	8	*10
3	DANIEL Carlton (SVG)	0	1	*1	2	*3	3	*3
	WANG Zhen (CAN)	0	*1	3	*4	5	*7	9
								*10
								11

NOTES

"*" denotes server. The "Greatest deficit overcome" only applies when the player ends up winning the game.



Detailed Team Match Results

St Vinc & Grenadines (SVG) **0 - 3** Canada (CAN)

Match 2: SPENCER Romano (SVG) **0-3** MEDJUGORAC Marko (CAN)

Match Summary		Match	Game 1	Game 2	Game 3	Game 4	Game 5
SPENCER Romano	SVG	0	4	5	3		
MEDJUGORAC Marko	CAN	3	11	11	11		
Duration		13min	3min	4min	4min		

Team Match No : MT5 Table : 6 Umpires : JEFFRESS Anthony (AUS) ERRINGTON Glenn (AUS)

Player Statistics	SPENCER Romano (SVG)						MEDJUGORAC Marko (CAN)					
	Game					Match	Game					Match
	1	2	3	4	5		1	2	3	4	5	
Points won	4	5	3			0	11	11	11			3
Biggest lead	1	-	-			1	7	6	8			8
Points won on own serve	1	3	2			6	4	6	5			15
Points lost on own serve	7	5	6			18	3	2	1			6
Most consecutive points won	1	2	1			2	4	4	6			6
Greatest deficit overcome	-	-	-			-	1	-	-			1
Handedness/Grip	Right/						Right/					

Game/Match Statistics	Game					Match
	1	2	3	4	5	
Longest rally (strokes)	8	6	6			8
Average rally	4	4	4			4

Game Progress

1	SPENCER Romano (SVG)	*0	1	*2	2	*3	3	*4	4	4
	MEDJUGORAC Marko (CAN)	0	*1	2	*4	5	*7	8	*10	11
2	SPENCER Romano (SVG)	0	*0	2	*2	2	*3	4	*5	5
	MEDJUGORAC Marko (CAN)	*0	2	*2	4	*6	7	*8	9	11
3	SPENCER Romano (SVG)	*0	1	*1	2	*3	3	*3	3	
	MEDJUGORAC Marko (CAN)	0	*1	3	*4	5	*7	9	11	

NOTES

"*" denotes server. The "Greatest deficit overcome" only applies when the player ends up winning the game.



Detailed Team Match Results

St Vinc & Grenadines (SVG) **0 - 3** Canada (CAN)

Match 3: MITCHELL Andre (SVG) **0-3** BERNADET Antoine (CAN)
SPENCER Romano MEDJUGORAC Marko

Match Summary

		Match	Game 1	Game 2	Game 3	Game 4	Game 5
MITCHELL Andre / SPENCER R	SVG	0	3	2	4		
BERNADET Antoine / MEDJUGORAC M	CAN	3	11	11	11		
	Duration	14min	4min	4min	4min		

Team Match No : MT5 Table : 6 Umpires : JEFFRESS Anthony (AUS) ERRINGTON Glenn (AUS)

Player Statistics	MITCHELL A / SPENCER R (SVG)						BERNADET A / MEDJUGORAC M (CAN)					
	Game					Match	Game					Match
	1	2	3	4	5		1	2	3	4	5	
Points won	3	2	4			0	11	11	11			3
Biggest lead	-	-	-			-	8	9	7			9
Points won on own serve	1	1	2			4	4	6	5			15
Points lost on own serve	7	5	5			17	2	1	2			5
Most consecutive points won	1	1	1			1	5	9	5			9
Greatest deficit overcome	-	-	-			-	-	-	-			-
Handedness/Grip	/ - Right/						Right/ - Right/					

Game/Match Statistics	Game					Match
	1	2	3	4	5	
Longest rally (strokes)	10	4	4			10
Average rally	4	2	3			3

Game Progress

1	MITCHELL A / SPENCER R (SVG)	*-0	0	*-0	1	*-2	2	*-3	3
	BERNADET A / MEDJUGORAC M (CAN)	0	*-2	4	*-5	6	*-8	9	11
2	MITCHELL A / SPENCER R (SVG)	0	*-1	1	*-1	1	*-1	2	2
	BERNADET A / MEDJUGORAC M (CAN)	*-0	1	*-3	5	*-7	9	*-10	11
3	MITCHELL A / SPENCER R (SVG)	0	1	*-2	2	*-3	4	*-4	4
	BERNADET A / MEDJUGORAC M (CAN)	0	*-1	2	*-4	5	*-6	8	*-10

NOTES

"*-." denotes first player of pair is server, "-*" denotes second player of pair is server. The "Greatest deficit overcome" only applies when the pair ends up winning the game.



Detailed Team Match Results

REVISED
7 APR 16:55

Canada (CAN) 3 - 1 Sri Lanka (SRI)

Team Match No : MT8 Table : 5 Umpires : SAMAL Jiban (IND) UDAL Nikki (AUS)

Match 1			Match	Game 1	Game 2	Game 3	Game 4	Game 5
A	WANG Zhen	CAN	3	11	11	11		
X	SIRISENA Rohan	SRI	0	5	7	1		
Duration of Match 1			15min	5min	6min	4min		

Match 2			Match	Game 1	Game 2	Game 3	Game 4	Game 5
B	MEDJUGORAC Marko	CAN	3	7	11	11	11	
Y	RANASINGHA Imesh	SRI	1	11	7	8	3	
Duration of Match 2			27min	7min	7min	7min	5min	

Match 3			Match	Game 1	Game 2	Game 3	Game 4	Game 5
C/B	BERNADET A / MEDJUGORAC M	CAN	1	9	5	11	10	
Z/X	JAYASINGHA MUDIYA. / SIRISENA R	SRI	3	11	11	5	12	
Duration of Match 3			26min	5min	5min	5min	9min	

Match 4			Match	Game 1	Game 2	Game 3	Game 4	Game 5
A	WANG Zhen	CAN	3	11	11	11		
Z	JAYASINGHA MUDIYANSELAGE Buwaneka	SRI	0	3	7	1		
Duration of Match 4			14min	4min	6min	4min		

Duration of Team Match **42min**

Player Statistics	Canada (CAN)					Team Match	Sri Lanka (SRI)					Team Match
	Match						Match					
	1	2	3	4	5		1	2	3	4	5	
Points won	3	3	1	3		3	0	1	3	0		1
Biggest lead	10	8	6	10		10	1	4	6	3		6
Points won on own serve	22	21	17	19		79	11	15	19	8		53
Points lost on own serve	2	14	20	3		39	11	19	18	14		62
Most consecutive points won	8	7	4	10		10	3	6	6	3		6
Greatest deficit overcome	1	4	1	3		4	-	3	4	-		4

Match/Team Match Statistics	Match					Team Match
	1	2	3	4	5	
Longest rally (strokes)	10	12	9	8		12
Average rally	3	4	3	3		3

NOTES

The "Greatest deficit overcome" only applies when the player/pair ends up winning the game.

LEGEND

MT Men's Team No. Number



Detailed Team Match Results

REVISED
7 APR 16:55

Canada (CAN) 3 - 1 Sri Lanka (SRI)

Match 1: **WANG Zhen (CAN)** 3-0 SIRISENA Rohan (SRI)

Match Summary		Match	Game 1	Game 2	Game 3	Game 4	Game 5
WANG Zhen	CAN	3	11	11	11		
SIRISENA Rohan	SRI	0	5	7	1		
Duration		15min	5min	6min	4min		

Team Match No : MT8 Table : 5 Umpires : SAMAL Jiban (IND) UDAL Nikki (AUS)

Player Statistics	WANG Zhen (CAN)						SIRISENA Rohan (SRI)					
	Game					Match	Game					Match
	1	2	3	4	5		1	2	3	4	5	
Points won	11	11	11			3	5	7	1			0
Biggest lead	7	4	10			10	1	-	-			1
Points won on own serve	7	9	6			22	4	6	1			11
Points lost on own serve	1	1	0			2	4	2	5			11
Most consecutive points won	7	3	8			8	2	3	1			3
Greatest deficit overcome	1	-	-			1	-	-	-			-
Handedness/Grip	Right/						/					

Game/Match Statistics	Game					Match
	1	2	3	4	5	
Longest rally (strokes)	6	10	6			10
Average rally	2	4	3			3

Game Progress

1	WANG Zhen (CAN)	0	*1	3	*5	7	*7	9	*10	11	
	SIRISENA Rohan (SRI)	*0	1	*1	1	*1	3	*3	4	5	
2	WANG Zhen (CAN)	*0	2	*2	4	*5	6	*6	8	*9	11
	SIRISENA Rohan (SRI)	0	*0	2	*2	3	*4	6	*6	7	7
3	WANG Zhen (CAN)	0	*2	4	*6	8	*9	11			
	SIRISENA Rohan (SRI)	*0	0	*0	0	*0	1	1			

NOTES

"*" denotes server. The "Greatest deficit overcome" only applies when the player ends up winning the game.



Detailed Team Match Results

REVISED
7 APR 16:55

Canada (CAN) 3 - 1 Sri Lanka (SRI)

Match 2: MEDJUGORAC Marko (CAN) 3-1 RANASINGHA Imesh (SRI)

Match Summary		Match	Game 1	Game 2	Game 3	Game 4	Game 5
MEDJUGORAC Marko	CAN	3	7	11	11	11	
RANASINGHA Imesh	SRI	1	11	7	8	3	
Duration		27min	7min	7min	7min	5min	

Team Match No : MT8 Table : 5 Umpires : SAMAL Jiban (IND) UDAL Nikki (AUS)

Player Statistics	MEDJUGORAC Marko (CAN)						RANASINGHA Imesh (SRI)					
	Game					Match	Game					Match
	1	2	3	4	5		1	2	3	4	5	
Points won	7	11	11	11		3	11	7	8	3		1
Biggest lead	3	4	4	8		8	4	1	4	1		4
Points won on own serve	5	7	4	5		21	8	4	3	0		15
Points lost on own serve	3	3	5	3		14	2	4	7	6		19
Most consecutive points won	3	4	7	4		7	6	2	4	1		6
Greatest deficit overcome	-	1	4	1		4	3	-	-	-		3
Handedness/Grip	Right/						/					

Game/Match Statistics	Game					Match
	1	2	3	4	5	
Longest rally (strokes)	8	12	6	7		12
Average rally	4	4	4	4		4

Game Progress

1	MEDJUGORAC Marko (CAN)	0	*2	3	*3	5	*5	7	*7	7	7	
	RANASINGHA Imesh (SRI)	*0	0	*1	3	*3	5	*5	7	*9	11	
2	MEDJUGORAC Marko (CAN)	*0	1	*2	3	*4	6	*7	8	*9	11	
	RANASINGHA Imesh (SRI)	0	*1	2	*3	4	*4	5	*6	7	7	
3	MEDJUGORAC Marko (CAN)	0	*0	0	*2	3	*5	7	*9	9	*10	11
	RANASINGHA Imesh (SRI)	*0	2	*4	4	*5	5	*5	5	*7	8	8
4	MEDJUGORAC Marko (CAN)	*0	1	*3	4	*6	7	*9	11			
	RANASINGHA Imesh (SRI)	0	*1	1	*2	2	*3	3	3			

NOTES

"*" denotes server. The "Greatest deficit overcome" only applies when the player ends up winning the game.



Detailed Team Match Results

REVISED
7 APR 16:55

Canada (CAN) 3 - 1 Sri Lanka (SRI)

Match 3:

BERNADET Antoine (CAN)
MEDJUGORAC Marko

1-3

JAYASINGHA MUDIYANSELAGE
Buwaneka (SRI)
SIRISENA Rohan

Match Summary

		Match	Game 1	Game 2	Game 3	Game 4	Game 5
BERNADET Antoine / MEDJUGORAC M	CAN	1	9	5	11	10	
JAYASINGHA MUDIYANSELAGE Buwaneka / SIRISENA R	SRI	3	11	11	5	12	
	Duration	26min	5min	5min	5min	9min	

Team Match No : MT8 Table : 5 Umpires : SAMAL Jiban (IND) UDAL Nikki (AUS)

Player Statistics	BERNADET A / MEDJUGORAC M (CAN)						JAYASINGHA MUDIYA. / SIRISENA R (SRI)					
	Game					Match	Game					Match
	1	2	3	4	5		1	2	3	4	5	
Points won	9	5	11	10		1	11	11	5	12		3
Biggest lead	3	2	6	4		6	2	6	1	2		6
Points won on own serve	5	2	6	4		17	6	5	3	5		19
Points lost on own serve	5	6	2	7		20	4	3	5	6		18
Most consecutive points won	3	3	4	3		4	3	6	2	6		6
Greatest deficit overcome	-	-	1	-		1	3	2	-	4		4
Handedness/Grip	Right/ - Right/						/ - /					

Game/Match Statistics	Game					Match
	1	2	3	4	5	
Longest rally (strokes)	6	9	6	7		9
Average rally	3	3	3	4		3

Game Progress

1	BERNADET A / MEDJUGORAC M (CAN)	0	*-2	3	*-3	5	*-6	6	*-7	8	*-8	9		
	JAYASINGHA MUDIYA. / SIRISENA R (SRI)	*-0	0	*-1	3	*-3	4	*-6	7	*-8	10	11		
2	BERNADET A / MEDJUGORAC M (CAN)	*-0	1	*-3	3	*-4	5	*-5	5	5				
	JAYASINGHA MUDIYA. / SIRISENA R (SRI)	0	*-1	1	*-3	4	*-5	7	*-9	11				
3	BERNADET A / MEDJUGORAC M (CAN)	0	*-1	2	*-3	5	*-6	7	*-9	11				
	JAYASINGHA MUDIYA. / SIRISENA R (SRI)	*-0	1	*-2	3	*-3	4	*-5	5	5				
4	BERNADET A / MEDJUGORAC M (CAN)	*-0	1	*-2	4	*-5	6	*-8	8	*-8	8	*-10	10	10
	JAYASINGHA MUDIYA. / SIRISENA R (SRI)	0	*-1	2	*-2	3	*-4	4	*-6	8	*-10	10	*-11	12

NOTES

"*-." denotes first player of pair is server, "-*" denotes second player of pair is server. The "Greatest deficit overcome" only applies when the pair ends up winning the game.



Detailed Team Match Results

REVISED
7 APR 16:55

Canada (CAN) 3 - 1 Sri Lanka (SRI)

Match 4:

WANG Zhen (CAN)

3-0

JAYASINGHA MUDIYANSELAGE Buwaneka (SRI)

Match Summary

		Match	Game 1	Game 2	Game 3	Game 4	Game 5
WANG Zhen	CAN	3	11	11	11		
JAYASINGHA MUDIYANSELAGE Buwaneka	SRI	0	3	7	1		
	Duration	14min	4min	6min	4min		

Team Match No : MT8 Table : 5 Umpires : SAMAL Jiban (IND) UDAL Nikki (AUS)

Player Statistics	WANG Zhen (CAN)						JAYASINGHA MUDIYA. (SRI)					
	Game					Match	Game					Match
	1	2	3	4	5		1	2	3	4	5	
Points won	11	11	11			3	3	7	1			0
Biggest lead	8	4	10			10	-	3	-			3
Points won on own serve	8	5	6			19	3	4	1			8
Points lost on own serve	0	3	0			3	3	6	5			14
Most consecutive points won	3	6	10			10	1	3	1			3
Greatest deficit overcome	-	3	-			3	-	-	-			-
Handedness/Grip	Right/						/					

Game/Match Statistics	Game					Match
	1	2	3	4	5	
Longest rally (strokes)	6	8	7			8
Average rally	3	3	4			3

Game Progress

1	WANG Zhen (CAN)	*0	2	*3	5	*6	8	*9	11		
	JAYASINGHA MUDIYANSELAGE Buwaneka (SRI)	0	*0	1	*1	2	*2	3	3		
2	WANG Zhen (CAN)	0	*0	1	*2	3	*4	5	*7	9	11
	JAYASINGHA MUDIYANSELAGE Buwaneka (SRI)	*0	2	*3	4	*5	6	*7	7	*7	7
3	WANG Zhen (CAN)	*0	2	*4	6	*8	10	11			
	JAYASINGHA MUDIYANSELAGE Buwaneka (SRI)	0	*0	0	*0	0	*0	1			

NOTES

"*" denotes server. The "Greatest deficit overcome" only applies when the player ends up winning the game.

Men's entry Rohan MANAMENDRA GEDARA (SRI) name changed to Rohan SIRISENA.



Detailed Team Match Results

REVISED
7 APR 16:56

St Vinc & Grenadines (SVG) 0 - 3 Sri Lanka (SRI)

Team Match No : MT17 Table : 3 Umpires : PINKEWICH Marie (AUS) PURCELL Tom (ENG)

Match 1			Match	Game 1	Game 2	Game 3	Game 4	Game 5
A	SPENCER Romano	SVG	0	3	6	6		
X	SIRISENA Rohan	SRI	3	11	11	11		
Duration of Match 1			10min	1min	5min	4min		

Match 2			Match	Game 1	Game 2	Game 3	Game 4	Game 5
B	DANIEL Carlton	SVG	0	2	7	5		
Y	RANASINGHA Imesh	SRI	3	11	11	11		
Duration of Match 2			16min	4min	5min	5min		

Match 3			Match	Game 1	Game 2	Game 3	Game 4	Game 5
C/A	MITCHELL A / SPENCER R	SVG	0	1	8	4		
Z/Y	JAYASINGHA MUDIYA. / RANASINGHA I	SRI	3	11	11	11		
Duration of Match 3			13min	3min	5min	3min		

Duration of Team Match	49min
------------------------	-------

Player Statistics	St Vinc & Grenadines (SVG)					Team Match	Sri Lanka (SRI)					Team Match
	Match						Match					
	1	2	3	4	5		1	2	3	4	5	
Points won	0	0	0			0	3	3	3			3
Biggest lead	-	2	4			4	9	9	10			10
Points won on own serve	8	5	4			17	16	13	14			43
Points lost on own serve	16	19	18			53	7	9	9			25
Most consecutive points won	3	3	4			4	9	7	9			9
Greatest deficit overcome	-	-	-			-	-	2	4			4

Match/Team Match Statistics	Match					Team Match
	1	2	3	4	5	
Longest rally (strokes)	8	14	6			14
Average rally	4	5	3			4

NOTES

The "Greatest deficit overcome" only applies when the player/pair ends up winning the game.

LEGEND

MT Men's Team No. Number



Detailed Team Match Results

REVISED
7 APR 16:56

St Vinc & Grenadines (SVG) **0 - 3** Sri Lanka (SRI)

Match 1: SPENCER Romano (SVG) **0-3** SIRISENA Rohan (SRI)

Match Summary		Match	Game 1	Game 2	Game 3	Game 4	Game 5
SPENCER Romano	SVG	0	3	6	6		
SIRISENA Rohan	SRI	3	11	11	11		
Duration		10min	1min	5min	4min		

Team Match No : MT17 Table : 3 Umpires : PINKEWICH Marie (AUS) PURCELL Tom (ENG)

Player Statistics	SPENCER Romano (SVG)						SIRISENA Rohan (SRI)					
	Game					Match	Game					Match
	1	2	3	4	5		1	2	3	4	5	
Points won	3	6	6			0	11	11	11			3
Biggest lead	-	-	-			-	9	7	7			9
Points won on own serve	1	4	3			8	4	7	5			16
Points lost on own serve	6	4	6			16	2	2	3			7
Most consecutive points won	3	3	3			3	9	4	4			9
Greatest deficit overcome	-	-	-			-	-	-	-			-
Handedness/Grip	Right/						/					

Game/Match Statistics	Game					Match
	1	2	3	4	5	
Longest rally (strokes)	5	6	8			8
Average rally	3	3	4			4

Game Progress

1	SPENCER Romano (SVG)	0	0	*0	0	*0	1	*3	3		
	SIRISENA Rohan (SRI)	0	*2	4	*6	8	*9	9	11		
2	SPENCER Romano (SVG)	0	*0	1	*1	1	*2	3	*4	6	6
	SIRISENA Rohan (SRI)	*0	2	*3	5	*7	8	*9	10	*10	11
3	SPENCER Romano (SVG)	*0	0	*0	1	*2	3	*3	4	*6	6
	SIRISENA Rohan (SRI)	0	*2	4	*5	6	*7	9	*10	10	11

NOTES

"*" denotes server. The "Greatest deficit overcome" only applies when the player ends up winning the game.



Detailed Team Match Results

REVISED
7 APR 16:56

St Vinc & Grenadines (SVG) **0 - 3** Sri Lanka (SRI)

Match 2: DANIEL Carlton (SVG) **0-3** RANASINGHA Imesh (SRI)

Match Summary		Match	Game 1	Game 2	Game 3	Game 4	Game 5
DANIEL Carlton	SVG	0	2	7	5		
RANASINGHA Imesh	SRI	3	11	11	11		
Duration		16min	4min	5min	5min		

Team Match No : MT17 Table : 3 Umpires : PINKEWICH Marie (AUS) PURCELL Tom (ENG)

Player Statistics	DANIEL Carlton (SVG)						RANASINGHA Imesh (SRI)					
	Game					Match	Game					Match
	1	2	3	4	5		1	2	3	4	5	
Points won	2	7	5			0	11	11	11			3
Biggest lead	-	2	-			2	9	4	6			9
Points won on own serve	0	4	1			5	5	5	3			13
Points lost on own serve	6	6	7			19	2	3	4			9
Most consecutive points won	1	3	2			3	7	4	4			7
Greatest deficit overcome	-	-	-			-	-	2	-			2
Handedness/Grip	Right/						/					

Game/Match Statistics	Game					Match
	1	2	3	4	5	
Longest rally (strokes)	11	10	14			14
Average rally	5	4	5			5

Game Progress

1	DANIEL Carlton (SVG)	0	*1	1	*2	2	*2	2	2		
	RANASINGHA Imesh (SRI)	*0	1	*3	4	*6	8	*10	11		
2	DANIEL Carlton (SVG)	*0	1	*2	4	*4	5	*6	6	*7	7
	RANASINGHA Imesh (SRI)	0	*1	2	*2	4	*5	6	*8	9	11
3	DANIEL Carlton (SVG)	0	*1	1	*2	2	*4	4	*4	5	
	RANASINGHA Imesh (SRI)	0	1	*3	4	*6	6	*8	10	11	

NOTES

"*" denotes server. The "Greatest deficit overcome" only applies when the player ends up winning the game.



Detailed Team Match Results

REVISED
7 APR 16:56

St Vinc & Grenadines (SVG) **0 - 3** Sri Lanka (SRI)

Match 3:

MITCHELL Andre (SVG)
SPENCER Romano

0-3

JAYASINGHA MUDIYANSELAGE
Buwaneka (SRI)
RANASINGHA Imesh

Match Summary

		Match	Game 1	Game 2	Game 3	Game 4	Game 5
MITCHELL Andre / SPENCER R	SVG	0	1	8	4		
JAYASINGHA MUDIYANSELAGE Buwaneka / RANASINGHA I	SRI	3	11	11	11		
	Duration	13min	3min	5min	3min		

Team Match No : MT17 Table : 3 Umpires : PINKEWICH Marie (AUS) PURCELL Tom (ENG)

Player Statistics	MITCHELL A / SPENCER R (SVG)						JAYASINGHA MUDIYA. / RANASINGHA I (SRI)					
	Game					Match	Game					Match
	1	2	3	4	5		1	2	3	4	5	
Points won	1	8	4			0	11	11	11			3
Biggest lead	-	4	-			4	10	5	7			10
Points won on own serve	0	3	1			4	5	5	4			14
Points lost on own serve	6	6	6			18	1	5	3			9
Most consecutive points won	1	4	2			4	7	9	7			9
Greatest deficit overcome	-	-	-			-	-	4	-			4
Handedness/Grip	/ - Right/						/ - /					

Game/Match Statistics	Game					Match
	1	2	3	4	5	
Longest rally (strokes)	5	6	5			6
Average rally	3	3	3			3

Game Progress

1	MITCHELL A / SPENCER R (SVG)	-*0	0	*-0	0	-*1	1	1				
	JAYASINGHA MUDIYA. / RANASINGHA I (SRI)	0	-*2	4	*-6	7	-*9	11				
2	MITCHELL A / SPENCER R (SVG)	0	*-1	3	-*5	5	*-5	5	-*5	6	*-8	8
	JAYASINGHA MUDIYA. / RANASINGHA I (SRI)	*-0	1	-*1	1	*-3	5	-*7	9	-*10	10	11
3	MITCHELL A / SPENCER R (SVG)	0	0	*-2	2	-*2	2	*-3	4	4		
	JAYASINGHA MUDIYA. / RANASINGHA I (SRI)	0	-*2	2	*-4	6	-*8	9	*-10	11		

NOTES

"*-" denotes first player of pair is server, "-*" denotes second player of pair is server. The "Greatest deficit overcome" only applies when the pair ends up winning the game.

Men's entry Rohan MANAMENDRA GEDARA (SRI) name changed to Rohan SIRISENA.



Detailed Team Match Results

Malaysia (MAS) 3 - 1 Scotland (SCO)

Team Match No : MT20 Table : 2 Umpires : GILLESPIE Stephen (AUS) ARINYE Cecilia (NGR)

Match 1			Match	Game 1	Game 2	Game 3	Game 4	Game 5
A	LEONG Chee Feng	MAS	3	12	7	8	11	12
X	RUMGAY Gavin	SCO	2	10	11	11	8	10
Duration of Match 1			46min	9min	8min	8min	7min	13min

Match 2			Match	Game 1	Game 2	Game 3	Game 4	Game 5
B	MUHAMAD RIZAL Muhammad Ashraf Haiq	MAS	3	11	11	11		
Y	HOWIESON Craig	SCO	0	9	4	5		
Duration of Match 2			21min	7min	6min	7min		

Match 3			Match	Game 1	Game 2	Game 3	Game 4	Game 5
C/A	CHOONG J / LEONG CF	MAS	0	7	8	10		
Z/Y	DALGLEISH C / HOWIESON C	SCO	3	11	11	12		
Duration of Match 3			19min	5min	6min	7min		

Match 4			Match	Game 1	Game 2	Game 3	Game 4	Game 5
B	MUHAMAD RIZAL Muhammad Ashraf Haiq	MAS	3	11	15	11		
Z	DALGLEISH Colin	SCO	0	6	13	8		
Duration of Match 4			30min	7min	12min	9min		

Duration of Team Match	2h15min
------------------------	---------

Player Statistics	Malaysia (MAS)					Scotland (SCO)						
	Match					Team Match	Match					Team Match
	1	2	3	4	5		1	2	3	4	5	
Points won	3	3	0	3		3	2	0	3	0		1
Biggest lead	7	7	5	5		7	4	1	5	2		5
Points won on own serve	25	15	14	23		77	23	7	19	17		66
Points lost on own serve	26	11	15	9		61	25	18	10	14		67
Most consecutive points won	5	5	5	4		5	6	2	5	2		6
Greatest deficit overcome	4	1	-	2		4	1	-	5	-		5

Match/Team Match Statistics	Match					Team Match
	1	2	3	4	5	
Longest rally (strokes)	23	9	8	12		23
Average rally	5	4	4	5		4

NOTES

The "Greatest deficit overcome" only applies when the player/pair ends up winning the game.

LEGEND

MT Men's Team No. Number



Detailed Team Match Results

Malaysia (MAS) 3 - 1 Scotland (SCO)

Match 1: LEONG Chee Feng (MAS) 3-2 RUMGAY Gavin (SCO)

Match Summary		Match	Game 1	Game 2	Game 3	Game 4	Game 5
LEONG Chee Feng	MAS	3	12	7	8	11	12
RUMGAY Gavin	SCO	2	10	11	11	8	10
Duration		46min	9min	8min	8min	7min	13min

Team Match No : MT20 Table : 2 Umpires : GILLESPIE Stephen (AUS) ARINYE Cecilia (NGR)

Player Statistics	LEONG Chee Feng (MAS)						RUMGAY Gavin (SCO)					
	Game					Match	Game					Match
	1	2	3	4	5		1	2	3	4	5	
Points won	12	7	8	11	12	3	10	11	11	8	10	2
Biggest lead	2	-	1	7	2	7	4	4	3	-	4	4
Points won on own serve	6	3	3	6	7	25	5	4	4	4	6	23
Points lost on own serve	5	7	6	4	4	26	6	4	5	5	5	25
Most consecutive points won	5	3	4	5	5	5	3	3	3	6	4	6
Greatest deficit overcome	4	-	-	-	4	4	-	-	1	-	-	1
Handedness/Grip	Right/						Right/					

Game/Match Statistics	Game					Match
	1	2	3	4	5	
Longest rally (strokes)	11	14	23	12	14	23
Average rally	5	5	6	5	5	5

Game Progress

1	LEONG Chee Feng (MAS)	0	*1	1	*2	3	*4	4	*5	7	*8	10	*11	12
	RUMGAY Gavin (SCO)	*0	1	*3	4	*5	6	*8	9	*9	10	*10	10	10
2	LEONG Chee Feng (MAS)	*0	0	*1	3	*3	4	*6	6	*7	7			
	RUMGAY Gavin (SCO)	0	*2	3	*3	5	*6	6	*8	9	11			
3	LEONG Chee Feng (MAS)	0	*0	1	*2	3	*5	6	*7	7	*8	8		
	RUMGAY Gavin (SCO)	0	2	*3	4	*5	5	*6	7	*9	10	11		
4	LEONG Chee Feng (MAS)	*0	1	*3	5	*6	8	*9	9	*9	10	11		
	RUMGAY Gavin (SCO)	0	*1	1	*1	2	*2	3	*5	7	*8	8		
5	LEONG Chee Feng (MAS)	0	*1	2	*2	2	*3	5	*5	7	*9	10	*11	12
	RUMGAY Gavin (SCO)	*0	1	*2	4	*6	7	*7	9	*9	9	*10	10	10

NOTES

"*" denotes server. The "Greatest deficit overcome" only applies when the player ends up winning the game.



Detailed Team Match Results

Malaysia (MAS) 3 - 1 Scotland (SCO)

Match 2: **MUHAMAD RIZAL Muhammad Ashraf Haiq. (MAS)** 3-0 **HOWIESON Craig (SCO)**

Match Summary		Match	Game 1	Game 2	Game 3	Game 4	Game 5
MUHAMAD RIZAL Muhammad Ashraf Haiq.	MAS	3	11	11	11		
HOWIESON Craig	SCO	0	9	4	5		
Duration		21min	7min	6min	7min		

Team Match No : MT20 Table : 2 Umpires : GILLESPIE Stephen (AUS) ARINYE Cecilia (NGR)

Player Statistics	MUHAMAD RIZAL MAH (MAS)						HOWIESON Craig (SCO)					
	Game					Match	Game					Match
	1	2	3	4	5		1	2	3	4	5	
Points won	11	11	11			3	9	4	5			0
Biggest lead	3	7	6			7	1	1	-			1
Points won on own serve	6	4	5			15	5	0	2			7
Points lost on own serve	4	4	3			11	5	7	6			18
Most consecutive points won	3	4	5			5	2	1	2			2
Greatest deficit overcome	1	1	-			1	-	-	-			-
Handedness/Grip	Right/						Right/					

Game/Match Statistics	Game					Match
	1	2	3	4	5	
Longest rally (strokes)	8	8	9			9
Average rally	4	3	4			4

Game Progress

1	MUHAMAD RIZAL Muhammad Ashraf Haiq. (MAS)	0	*1	2	*3	5	*6	7	*8	9	*10	11
	HOWIESON Craig (SCO)	*0	1	*2	3	*3	4	*5	6	*7	8	9
2	MUHAMAD RIZAL Muhammad Ashraf Haiq. (MAS)	*0	1	*3	4	*6	7	*9	10	11		
	HOWIESON Craig (SCO)	0	*1	1	*2	2	*3	3	*4	4		
3	MUHAMAD RIZAL Muhammad Ashraf Haiq. (MAS)	0	*2	3	*4	5	*6	8	*10	11		
	HOWIESON Craig (SCO)	*0	0	*1	2	*3	4	*4	4	5		

NOTES

"*" denotes server. The "Greatest deficit overcome" only applies when the player ends up winning the game.



Detailed Team Match Results

Malaysia (MAS) 3 - 1 Scotland (SCO)

Match 3: CHOONG Javen (MAS) **0-3** DALGLEISH Colin (SCO)
LEONG Chee Feng HOWIESON Craig

Match Summary

		Match	Game 1	Game 2	Game 3	Game 4	Game 5
CHOONG Javen / LEONG CF	MAS	0	7	8	10		
DALGLEISH Colin / HOWIESON C	SCO	3	11	11	12		
	Duration	19min	5min	6min	7min		

Team Match No : MT20 Table : 2 Umpires : GILLESPIE Stephen (AUS) ARINYE Cecilia (NGR)

Player Statistics	CHOONG J / LEONG CF (MAS)						DALGLEISH C / HOWIESON C (SCO)					
	Game					Match	Game					Match
	1	2	3	4	5		1	2	3	4	5	
Points won	7	8	10			0	11	11	12			3
Biggest lead	1	2	5			5	5	3	2			5
Points won on own serve	4	5	5			14	5	7	7			19
Points lost on own serve	6	4	5			15	3	3	4			10
Most consecutive points won	2	3	5			5	4	4	5			5
Greatest deficit overcome	-	-	-			-	1	2	5			5
Handedness/Grip	Right/ - Right/						Right/ - Right/					

Game/Match Statistics	Game					Match
	1	2	3	4	5	
Longest rally (strokes)	7	8	8			8
Average rally	4	5	4			4

Game Progress

1	CHOONG J / LEONG CF (MAS)	*-0	1	*-1	2	*-3	4	*-5	5	*-6	7			
	DALGLEISH C / HOWIESON C (SCO)	0	*-1	3	*-4	5	*-6	7	*-9	10	11			
2	CHOONG J / LEONG CF (MAS)	0	*-0	2	*-3	5	*-6	6	*-7	8	*-8	8		
	DALGLEISH C / HOWIESON C (SCO)	*-0	2	*-2	3	*-3	4	*-6	7	*-8	10	11		
3	CHOONG J / LEONG CF (MAS)	0	2	*-4	5	*-6	6	*-6	7	*-7	9	*-10	10	10
	DALGLEISH C / HOWIESON C (SCO)	0	*-0	0	*-1	2	*-4	6	*-7	9	*-9	10	*-11	12

NOTES

"*-." denotes first player of pair is server, "-*" denotes second player of pair is server. The "Greatest deficit overcome" only applies when the pair ends up winning the game.



Detailed Team Match Results

Malaysia (MAS) 3 - 1 Scotland (SCO)

Match 4: **MUHAMAD RIZAL Muhammad Ashraf Haiq. (MAS)** 3-0 **DALGLEISH Colin (SCO)**

Match Summary		Match	Game 1	Game 2	Game 3	Game 4	Game 5
MUHAMAD RIZAL Muhammad Ashraf Haiq.	MAS	3	11	15	11		
DALGLEISH Colin	SCO	0	6	13	8		
Duration		30min	7min	12min	9min		

Team Match No : MT20 Table : 2 Umpires : GILLESPIE Stephen (AUS) ARINYE Cecilia (NGR)

Player Statistics	MUHAMAD RIZAL MAH (MAS)						DALGLEISH Colin (SCO)					
	Game					Match	Game					Match
	1	2	3	4	5		1	2	3	4	5	
Points won	11	15	11			3	6	13	8			0
Biggest lead	5	2	3			5	-	1	2			2
Points won on own serve	8	9	6			23	5	8	4			17
Points lost on own serve	1	5	3			9	3	6	5			14
Most consecutive points won	3	2	4			4	2	2	2			2
Greatest deficit overcome	-	1	2			2	-	-	-			-
Handedness/Grip	Right/						Right/					

Game/Match Statistics	Game					Match
	1	2	3	4	5	
Longest rally (strokes)	12	11	8			12
Average rally	5	5	5			5

Game Progress

1	MUHAMAD RIZAL Muhammad Ashraf Haiq. (MAS)	*0	2	*3	4	*5	7	*7	9	*10	11							
	DALGLEISH Colin (SCO)	0	*0	1	*2	3	*3	5	*5	6	6							
2	MUHAMAD RIZAL Muhammad Ashraf Haiq. (MAS)	0	*1	2	*3	5	*5	6	*7	8	*9	10	*10	11	*11	12	*13	13
	DALGLEISH Colin (SCO)	*0	1	*2	3	*3	5	*6	7	*8	9	*10	11	*11	12	*12	12	*13
		*14	15															
		13	13															
3	MUHAMAD RIZAL Muhammad Ashraf Haiq. (MAS)	0	1	*1	3	*5	6	*7	8	*9	10	11						
	DALGLEISH Colin (SCO)	0	*1	3	*3	3	*4	5	*6	7	*8	8						

NOTES

"*" denotes server. The "Greatest deficit overcome" only applies when the player ends up winning the game.



Detailed Team Match Results

Canada (CAN) 3 - 0 Guyana (GUY)

Team Match No : MT21 Table : 4 Umpires : DINSEY Greg (AUS) LIM Lim Ee Koon (MAS)

Match 1			Match	Game 1	Game 2	Game 3	Game 4	Game 5
A	WANG Zhen	CAN	3	11	11	11		
X	BRITTON Shemar	GUY	0	7	7	2		
Duration of Match 1			16min	5min	5min	4min		

Match 2			Match	Game 1	Game 2	Game 3	Game 4	Game 5
B	MEDJUGORAC Marko	CAN	3	11	11	11		
Y	FRANKLIN Christopher	GUY	0	2	7	6		
Duration of Match 2			16min	4min	6min	5min		

Match 3			Match	Game 1	Game 2	Game 3	Game 4	Game 5
C/B	BERNADET A / MEDJUGORAC M	CAN	3	15	11	11		
Z/Y	BRYAN N / FRANKLIN C	GUY	0	13	5	7		
Duration of Match 3			19min	8min	5min	5min		

Duration of Team Match	1h3min
------------------------	--------

Player Statistics	Canada (CAN)					Team Match	Guyana (GUY)					Team Match
	Match						Match					
	1	2	3	4	5		1	2	3	4	5	
Points won	3	3	3			3	0	0	0			0
Biggest lead	10	9	6			10	2	4	3			4
Points won on own serve	20	15	16			51	11	5	11			27
Points lost on own serve	5	9	14			28	13	18	20			51
Most consecutive points won	10	7	6			10	3	5	5			5
Greatest deficit overcome	2	4	3			4	-	-	-			-

Match/Team Match Statistics	Match					Team Match
	1	2	3	4	5	
Longest rally (strokes)	10	11	11			11
Average rally	4	4	3			3

NOTES

The "Greatest deficit overcome" only applies when the player/pair ends up winning the game.

LEGEND

MT Men's Team No. Number



Detailed Team Match Results

Canada (CAN) 3 - 0 Guyana (GUY)

Match 1: **WANG Zhen (CAN)** 3-0 BRITTON Shemar (GUY)

Match Summary		Match	Game 1	Game 2	Game 3	Game 4	Game 5
WANG Zhen	CAN	3	11	11	11		
BRITTON Shemar	GUY	0	7	7	2		
Duration		16min	5min	5min	4min		

Team Match No : MT21 Table : 4 Umpires : DINSEY Greg (AUS) LIM Lim Ee Koon (MAS)

Player Statistics	WANG Zhen (CAN)						BRITTON Shemar (GUY)					
	Game					Match	Game					Match
	1	2	3	4	5		1	2	3	4	5	
Points won	11	11	11			3	7	7	2			0
Biggest lead	4	4	10			10	2	2	-			2
Points won on own serve	7	6	7			20	4	5	2			11
Points lost on own serve	3	2	0			5	4	5	4			13
Most consecutive points won	4	5	10			10	2	3	2			3
Greatest deficit overcome	2	2	-			2	-	-	-			-
Handedness/Grip	Right/						Left/					

Game/Match Statistics	Game					Match
	1	2	3	4	5	
Longest rally (strokes)	9	6	10			10
Average rally	5	4	3			4

Game Progress

1	WANG Zhen (CAN)	*0	0	*2	4	*5	7	*7	8	*9	11
	BRITTON Shemar (GUY)	0	*2	2	*2	3	*3	5	*6	7	7
2	WANG Zhen (CAN)	0	*1	2	*2	4	*5	6	*7	9	11
	BRITTON Shemar (GUY)	*0	1	*2	4	*4	5	*6	7	*7	7
3	WANG Zhen (CAN)	*0	2	*4	6	*8	10	*10	11		
	BRITTON Shemar (GUY)	0	*0	0	*0	0	*0	2	2		

NOTES

"*" denotes server. The "Greatest deficit overcome" only applies when the player ends up winning the game.



Detailed Team Match Results

Canada (CAN) 3 - 0 Guyana (GUY)

Match 2: MEDJUGORAC Marko (CAN) 3-0 FRANKLIN Christopher (GUY)

Match Summary		Match	Game 1	Game 2	Game 3	Game 4	Game 5
MEDJUGORAC Marko	CAN	3	11	11	11		
FRANKLIN Christopher	GUY	0	2	7	6		
Duration		16min	4min	6min	5min		

Team Match No : MT21 Table : 4 Umpires : DINSEY Greg (AUS) LIM Lim Ee Koon (MAS)

Player Statistics	MEDJUGORAC Marko (CAN)						FRANKLIN Christopher (GUY)					
	Game					Match	Game					Match
	1	2	3	4	5		1	2	3	4	5	
Points won	11	11	11			3	2	7	6			0
Biggest lead	9	4	5			9	-	4	1			4
Points won on own serve	5	6	4			15	1	3	1			5
Points lost on own serve	1	4	4			9	6	5	7			18
Most consecutive points won	7	5	5			7	1	5	2			5
Greatest deficit overcome	-	4	1			4	-	-	-			-
Handedness/Grip	Right/						Right/					

Game/Match Statistics	Game					Match
	1	2	3	4	5	
Longest rally (strokes)	7	10	11			11
Average rally	4	4	3			4

Game Progress

1	MEDJUGORAC Marko (CAN)	0	*2	3	*4	6	*8	10	11		
	FRANKLIN Christopher (GUY)	*0	0	*1	2	*2	2	*2	2		
2	MEDJUGORAC Marko (CAN)	*0	1	*1	1	*2	4	*6	7	*9	11
	FRANKLIN Christopher (GUY)	0	*1	3	*5	6	*6	6	*7	7	7
3	MEDJUGORAC Marko (CAN)	0	*1	2	*4	4	*6	8	*9	10	11
	FRANKLIN Christopher (GUY)	0	1	*2	2	*4	4	*4	5	*6	6

NOTES

"*" denotes server. The "Greatest deficit overcome" only applies when the player ends up winning the game.



Detailed Team Match Results

Canada (CAN) 3 - 0 Guyana (GUY)

Match 3: **BERNADET Antoine (CAN)** 3-0 **BRYAN Nigel (GUY)**
MEDJUGORAC Marko **FRANKLIN Christopher**

Match Summary

	Match	Game 1	Game 2	Game 3	Game 4	Game 5
BERNADET Antoine / MEDJUGORAC M	CAN	3	15	11	11	
BRYAN Nigel / FRANKLIN C	GUY	0	13	5	7	
	Duration	19min	8min	5min	5min	

Team Match No : MT21 Table : 4 Umpires : DINSEY Greg (AUS) LIM Lim Ee Koon (MAS)

Player Statistics	BERNADET A / MEDJUGORAC M (CAN)						BRYAN N / FRANKLIN C (GUY)					
	Game					Match	Game					Match
	1	2	3	4	5		1	2	3	4	5	
Points won	15	11	11			3	13	5	7			0
Biggest lead	2	6	5			6	3	1	-			3
Points won on own serve	8	5	3			16	7	2	2			11
Points lost on own serve	6	3	5			14	7	6	7			20
Most consecutive points won	2	6	3			6	5	1	2			5
Greatest deficit overcome	3	1	-			3	-	-	-			-
Handedness/Grip	Right/ - Right/						Right/ - Right/					

Game/Match Statistics	Game					Match
	1	2	3	4	5	
Longest rally (strokes)	8	11	5			11
Average rally	3	3	3			3

Game Progress

1	BERNADET A / MEDJUGORAC M (CAN)	0	*-2	2	*-2	3	*-4	5	*-6	7	*-8	10	*-10	11	*-11	12	*-13	13
	BRYAN N / FRANKLIN C (GUY)	*-0	0	*-2	4	*-5	6	*-7	8	*-9	10	*-10	11	*-11	12	*-12	12	*-13
		*-14	15															
		13	13															
2	BERNADET A / MEDJUGORAC M (CAN)	*-0	1	*-2	3	*-4	6	*-8	9	11								
	BRYAN N / FRANKLIN C (GUY)	0	*-1	2	*-3	4	*-4	4	*-5	5								
3	BERNADET A / MEDJUGORAC M (CAN)	0	*-2	3	*-4	5	*-7	7	*-9	10	11							
	BRYAN N / FRANKLIN C (GUY)	0	0	*-1	2	*-3	3	*-5	5	*-6	7							

NOTES

"*-." denotes first player of pair is server, "-*" denotes second player of pair is server. The "Greatest deficit overcome" only applies when the pair ends up winning the game.



Detailed Team Match Results

Australia (AUS) 3 - 0 Sri Lanka (SRI)

Team Match No : MT24 Table : 1 Umpires : YEW Freddie (SGP) FOOTE Ben (GGY)

Match 1			Match	Game 1	Game 2	Game 3	Game 4	Game 5
A	HU Heming	AUS	3	13	11	11		
X	MANAMENDRA GEDARA Rohan	SRI	0	11	2	5		
Duration of Match 1			20min	9min	4min	5min		

Match 2			Match	Game 1	Game 2	Game 3	Game 4	Game 5
B	YAN Xin	AUS	3	8	13	11	11	11
Y	RANASINGHA Imesh	SRI	2	11	15	5	6	6
Duration of Match 2			38min	6min	9min	6min	6min	8min

Match 3			Match	Game 1	Game 2	Game 3	Game 4	Game 5
C/A	POWELL D / HU H	AUS	3	6	11	11	10	11
Z/X	JAYASINGHA MUDIYA. / MANAMENDRA GEDARA	SRI	2	11	3	5	12	2
Duration of Match 3			28min	4min	4min	5min	7min	5min

Duration of Team Match	1h37min
------------------------	---------

Player Statistics	Australia (AUS)					Team Match	Sri Lanka (SRI)					Team Match
	Match						Match					
	1	2	3	4	5		1	2	3	4	5	
Points won	3	3	3			3	0	2	2			0
Biggest lead	9	6	9			9	1	4	6			6
Points won on own serve	21	31	25			77	12	26	17			55
Points lost on own serve	6	17	16			39	14	22	23			59
Most consecutive points won	6	6	8			8	4	4	5			5
Greatest deficit overcome	1	2	-			2	-	5	1			5

Match/Team Match Statistics	Match					Team Match
	1	2	3	4	5	
Longest rally (strokes)	10	10	11			11
Average rally	3	4	4			4

NOTES

The "Greatest deficit overcome" only applies when the player/pair ends up winning the game.

LEGEND

MT Men's Team No. Number



Detailed Team Match Results

Australia (AUS) 3 - 0 Sri Lanka (SRI)

Match 1: HU Heming (AUS) 3-0 MANAMENDRA GEDARA Rohan (SRI)

Match Summary

		Match	Game 1	Game 2	Game 3	Game 4	Game 5
HU Heming	AUS	3	13	11	11		
MANAMENDRA GEDARA Rohan	SRI	0	11	2	5		
	Duration	20min	9min	4min	5min		

Team Match No : MT24 Table : 1 Umpires : YEW Freddie (SGP) FOOTE Ben (GGY)

Player Statistics	HU Heming (AUS)						MANAMENDRA GEDARA Rohan (SRI)					
	Game					Match	Game					Match
	1	2	3	4	5		1	2	3	4	5	
Points won	13	11	11			3	11	2	5			0
Biggest lead	4	9	6			9	1	-	1			1
Points won on own serve	9	6	6			21	8	1	3			12
Points lost on own serve	3	1	2			6	4	5	5			14
Most consecutive points won	4	6	4			6	4	1	2			4
Greatest deficit overcome	1	-	1			1	-	-	-			-
Handedness/Grip	Right/						/					

Game/Match Statistics	Game					Match
	1	2	3	4	5	
Longest rally (strokes)	7	6	10			10
Average rally	3	4	4			3

Game Progress

1	HU Heming (AUS)	0	*2	4	*4	6	*6	6	*7	9	*9	10	*10	11	*12	13
	MANAMENDRA GEDARA Rohan (SRI)	*0	0	*0	2	*2	4	*6	7	*7	9	*10	11	*11	11	11
2	HU Heming (AUS)	*0	1	*3	5	*6	8	*10	11							
	MANAMENDRA GEDARA Rohan (SRI)	0	*1	1	*1	2	*2	2	2							
3	HU Heming (AUS)	0	*1	2	*4	5	*6	8	*9	11						
	MANAMENDRA GEDARA Rohan (SRI)	*0	1	*2	2	*3	4	*4	5	5						

NOTES

"*" denotes server. The "Greatest deficit overcome" only applies when the player ends up winning the game.



Detailed Team Match Results

Australia (AUS) 3 - 0 Sri Lanka (SRI)

Match 2: YAN Xin (AUS) 3-2 RANASINGHA Imesh (SRI)

Match Summary		Match	Game 1	Game 2	Game 3	Game 4	Game 5
YAN Xin	AUS	3	8	13	11	11	11
RANASINGHA Imesh	SRI	2	11	15	5	6	6
Duration		38min	6min	9min	6min	6min	8min

Team Match No : MT24 Table : 1 Umpires : YEW Freddie (SGP) FOOTE Ben (GGY)

Player Statistics	YAN Xin (AUS)						RANASINGHA Imesh (SRI)					
	Game					Match	Game					Match
	1	2	3	4	5		1	2	3	4	5	
Points won	8	13	11	11	11	3	11	15	5	6	6	2
Biggest lead	-	5	6	5	6	6	4	2	-	2	-	4
Points won on own serve	4	8	7	5	7	31	5	9	5	3	4	26
Points lost on own serve	6	6	0	3	2	17	4	5	3	6	4	22
Most consecutive points won	2	4	5	5	6	6	3	4	2	4	2	4
Greatest deficit overcome	-	-	-	2	-	2	-	5	-	-	-	5
Handedness/Grip	Right/						/					

Game/Match Statistics	Game					Match
	1	2	3	4	5	
Longest rally (strokes)	10	6	9	9	8	10
Average rally	4	4	4	4	4	4

Game Progress

1	YAN Xin (AUS)	*0	0	*1	2	*2	4	*5	5	*7	8	8						
	RANASINGHA Imesh (SRI)	0	*2	3	*4	6	*6	7	*9	9	*10	11						
2	YAN Xin (AUS)	0	*2	4	*5	6	*6	7	*7	9	*10	10	*11	11	*11	12	*12	13
	RANASINGHA Imesh (SRI)	*0	0	*0	1	*2	4	*5	7	*7	8	*10	10	*11	12	*12	13	*13
		*13	13															
		14	15															
3	YAN Xin (AUS)	0	2	*2	4	*4	6	*7	9	11								
	RANASINGHA Imesh (SRI)	0	*0	2	*2	4	*4	5	*5	5								
4	YAN Xin (AUS)	0	*2	2	*2	4	*5	7	*9	10	11							
	RANASINGHA Imesh (SRI)	*0	0	*2	4	*4	5	*5	5	*6	6							
5	YAN Xin (AUS)	*0	1	*3	4	*4	6	*8	10	*10	11							
	RANASINGHA Imesh (SRI)	0	*1	1	*2	4	*4	4	*4	6	6							

NOTES

"*" denotes server. The "Greatest deficit overcome" only applies when the player ends up winning the game.



Detailed Team Match Results

Australia (AUS) 3 - 0 Sri Lanka (SRI)

Match 3:

POWELL David (AUS) 3-2
HU Heming

JAYASINGHA MUDIYANSELAGE Buwaneka (SRI)
MANAMENDRA GEDARA Rohan

Match Summary

		Match	Game 1	Game 2	Game 3	Game 4	Game 5
POWELL David / HU H	AUS	3	6	11	11	10	11
JAYASINGHA MUDIYANSELAGE Buwaneka / MANAMENDRA GEDARA	SRI	2	11	3	5	12	2
	Duration	28min	4min	4min	5min	7min	5min

Team Match No : MT24 Table : 1 Umpires : YEW Freddie (SGP) FOOTE Ben (GGY)

Player Statistics	POWELL D / HU H (AUS)						JAYASINGHA MUDIYA. / MANAMENDRA GEDARA (SRI)					
	Game					Match	Game					Match
	1	2	3	4	5		1	2	3	4	5	
Points won	6	11	11	10	11	3	11	3	5	12	2	2
Biggest lead	-	8	7	1	9	9	6	-	-	2	-	6
Points won on own serve	3	7	6	5	4	25	6	2	3	6	0	17
Points lost on own serve	5	1	2	6	2	16	3	4	5	5	6	23
Most consecutive points won	2	6	4	2	8	8	5	2	2	3	1	5
Greatest deficit overcome	-	-	-	-	-	-	-	-	-	1	-	1
Handedness/Grip	Right/ - Right/						/ - /					

Game/Match Statistics	Game					Match
	1	2	3	4	5	
Longest rally (strokes)	7	7	7	11	7	11
Average rally	4	3	3	5	4	4

Game Progress

1	POWELL D / HU H (AUS)	0	*0	1	*2	3	*3	3	*5	6	6			
	JAYASINGHA MUDIYA. / MANAMENDRA GEDARA (SRI)	*0	2	*3	4	*5	7	*9	9	*10	11			
2	POWELL D / HU H (AUS)	*0	2	*3	4	*6	8	*9	11					
	JAYASINGHA MUDIYA. / MANAMENDRA GEDARA (SRI)	0	*0	1	*2	2	*2	3	3					
3	POWELL D / HU H (AUS)	0	*1	3	*5	6	*7	9	*10	11				
	JAYASINGHA MUDIYA. / MANAMENDRA GEDARA (SRI)	*0	1	*1	1	*2	3	*3	4	5				
4	POWELL D / HU H (AUS)	*0	1	*2	3	*4	5	*6	7	*7	8	*10	10	10
	JAYASINGHA MUDIYA. / MANAMENDRA GEDARA (SRI)	0	*1	2	*3	4	*5	6	*7	9	*10	10	*11	12
5	POWELL D / HU H (AUS)	0	*2	3	*5	7	*9	10	11					
	JAYASINGHA MUDIYA. / MANAMENDRA GEDARA (SRI)	0	0	*1	1	*1	1	*2	2					

NOTES

"*-" denotes first player of pair is server, "-*" denotes second player of pair is server. The "Greatest deficit overcome" only applies when the pair ends up winning the game.



Detailed Team Match Results

Northern Ireland (NIR) 3 - 0 Mauritius (MRI)

Team Match No : MT25 Table : 6 Umpires : ANS Erica (CAN) HOPKINS Alan (AUS)

Match 1			Match	Game 1	Game 2	Game 3	Game 4	Game 5
A	ROBINSON Ashley	NIR	3	11	11	5	8	11
X	CHAN YOOK FO Brian	MRI	2	6	8	11	11	5
Duration of Match 1			28min	5min	5min	4min	7min	5min

Match 2			Match	Game 1	Game 2	Game 3	Game 4	Game 5
B	McCREERY Paul	NIR	3	11	12	15	11	
Y	TAUCOORY Rhikesh	MRI	1	8	10	17	8	
Duration of Match 2			26min	5min	6min	9min	5min	

Match 3			Match	Game 1	Game 2	Game 3	Game 4	Game 5
C/B	CATHCART O / McCREERY P	NIR	3	11	11	11		
Z/Y	YOGARAJAH A / TAUCOORY R	MRI	0	8	8	8		
Duration of Match 3			16min	5min	5min	5min		

Duration of Team Match	1h18min
------------------------	---------

Player Statistics	Northern Ireland (NIR)					Team Match	Mauritius (MRI)					Team Match
	Match						Match					
	1	2	3	4	5		1	2	3	4	5	
Points won	3	3	3			3	2	1	0			0
Biggest lead	6	4	4			6	6	2	1			6
Points won on own serve	27	23	19			69	25	20	15			60
Points lost on own serve	16	23	9			48	19	26	14			59
Most consecutive points won	5	4	3			5	5	3	3			5
Greatest deficit overcome	1	2	1			2	2	1	-			2

Match/Team Match Statistics	Match					Team Match
	1	2	3	4	5	
Longest rally (strokes)	12	8	10			12
Average rally	4	4	3			4

NOTES

The "Greatest deficit overcome" only applies when the player/pair ends up winning the game.

LEGEND

MT Men's Team No. Number



Detailed Team Match Results

Northern Ireland (NIR) 3 - 0 Mauritius (MRI)

Match 1: **ROBINSON Ashley (NIR)** 3-2 **CHAN YOOK FO Brian (MRI)**

Match Summary		Match	Game 1	Game 2	Game 3	Game 4	Game 5
ROBINSON Ashley	NIR	3	11	11	5	8	11
CHAN YOOK FO Brian	MRI	2	6	8	11	11	5
Duration		28min	5min	5min	4min	7min	5min

Team Match No : MT25 Table : 6 Umpires : ANS Erica (CAN) HOPKINS Alan (AUS)

Player Statistics	ROBINSON Ashley (NIR)						CHAN YOOK FO Brian (MRI)					
	Game					Match	Game					Match
	1	2	3	4	5		1	2	3	4	5	
Points won	11	11	5	8	11	3	6	8	11	11	5	2
Biggest lead	5	6	-	2	6	6	-	1	6	3	-	6
Points won on own serve	7	7	3	3	7	27	4	6	6	5	4	25
Points lost on own serve	2	2	5	6	1	16	4	4	2	5	4	19
Most consecutive points won	2	4	2	2	5	5	1	4	3	5	2	5
Greatest deficit overcome	-	1	-	-	-	1	-	-	-	2	-	2
Handedness/Grip	Right/						Right/					

Game/Match Statistics	Game					Match
	1	2	3	4	5	
Longest rally (strokes)	11	10	8	10	12	12
Average rally	4	4	4	4	5	4

Game Progress

1	ROBINSON Ashley (NIR)	*0	2	*3	4	*5	6	*7	9	*10	11	
	CHAN YOOK FO Brian (MRI)	0	*0	1	*2	3	*4	5	*5	6	6	
2	ROBINSON Ashley (NIR)	0	*1	3	*3	5	*6	8	*10	10	*10	11
	CHAN YOOK FO Brian (MRI)	*0	1	*1	3	*3	4	*4	4	*6	8	8
3	ROBINSON Ashley (NIR)	*0	1	*1	2	*2	3	*4	4	5		
	CHAN YOOK FO Brian (MRI)	0	*1	3	*4	6	*7	8	*10	11		
4	ROBINSON Ashley (NIR)	0	*1	2	*3	4	*5	6	*8	8	*8	8
	CHAN YOOK FO Brian (MRI)	*0	1	*2	3	*4	5	*6	6	*8	10	11
5	ROBINSON Ashley (NIR)	*0	1	*2	4	*4	6	*7	9	11		
	CHAN YOOK FO Brian (MRI)	0	*1	2	*2	4	*4	5	*5	5		

NOTES

"*" denotes server. The "Greatest deficit overcome" only applies when the player ends up winning the game.



Detailed Team Match Results

Northern Ireland (NIR) 3 - 0 Mauritius (MRI)

Match 2: **McCREERY Paul (NIR)** 3-1 **TAUCOORY Rhikesh (MRI)**

Match Summary		Match	Game 1	Game 2	Game 3	Game 4	Game 5
McCREERY Paul	NIR	3	11	12	15	11	
TAUCOORY Rhikesh	MRI	1	8	10	17	8	
Duration		26min	5min	6min	9min	5min	

Team Match No : MT25 Table : 6 Umpires : ANS Erica (CAN) HOPKINS Alan (AUS)

Player Statistics	McCREERY Paul (NIR)						TAUCOORY Rhikesh (MRI)					
	Game					Match	Game					Match
	1	2	3	4	5		1	2	3	4	5	
Points won	11	12	15	11		3	8	10	17	8		1
Biggest lead	4	3	1	3		4	-	1	2	2		2
Points won on own serve	6	4	8	5		23	4	3	9	4		20
Points lost on own serve	4	7	8	4		23	5	8	7	6		26
Most consecutive points won	4	4	2	4		4	3	3	3	2		3
Greatest deficit overcome	-	1	-	2		2	-	-	1	-		1
Handedness/Grip	Right/						Right/					

Game/Match Statistics	Game					Match
	1	2	3	4	5	
Longest rally (strokes)	6	8	6	8		8
Average rally	3	4	3	4		4

Game Progress

1	McCREERY Paul (NIR)	*0	2	*3	3	*5	7	*8	9	*9	10	11						
	TAUCOORY Rhikesh (MRI)	0	*0	1	*3	3	*3	4	*5	7	*8	8						
2	McCREERY Paul (NIR)	0	*2	2	*3	4	*6	6	*7	9	*10	10	*11	12				
	TAUCOORY Rhikesh (MRI)	*0	0	*2	3	*4	4	*6	7	*7	8	*10	10	10				
3	McCREERY Paul (NIR)	*0	1	*2	3	*4	5	*6	7	*7	8	*10	10	*11	11	*12	13	*13
	TAUCOORY Rhikesh (MRI)	0	*1	2	*3	4	*5	6	*7	9	*10	10	*11	11	*12	12	*12	13
		14	*14	15	*15	15	15	15										
		*13	14	*14	15	*16	17											
4	McCREERY Paul (NIR)	0	*0	1	*3	4	*5	6	*7	8	*10	11						
	TAUCOORY Rhikesh (MRI)	*0	2	*3	3	*4	5	*6	7	*8	8	8						

NOTES

"*" denotes server. The "Greatest deficit overcome" only applies when the player ends up winning the game.



Detailed Team Match Results

Northern Ireland (NIR) 3 - 0 Mauritius (MRI)

Match 3: **CATHCART Owen (NIR)** 3-0 **YOGARAJAH Akhilen (MRI)**
McCREERY Paul **TAUCOORY Rhikesh**

Match Summary

		Match	Game 1	Game 2	Game 3	Game 4	Game 5
CATHCART Owen / McCREERY P	NIR	3	11	11	11		
YOGARAJAH Akhilen / TAUCOORY R	MRI	0	8	8	8		
	Duration	16min	5min	5min	5min		

Team Match No : MT25 Table : 6 Umpires : ANS Erica (CAN) HOPKINS Alan (AUS)

Player Statistics	CATHCART O / McCREERY P (NIR)						YOGARAJAH A / TAUCOORY R (MRI)					
	Game					Match	Game					Match
	1	2	3	4	5		1	2	3	4	5	
Points won	11	11	11			3	8	8	8			0
Biggest lead	3	3	4			4	1	-	-			1
Points won on own serve	6	6	7			19	5	4	6			15
Points lost on own serve	3	4	2			9	5	5	4			14
Most consecutive points won	3	3	3			3	2	2	3			3
Greatest deficit overcome	1	-	-			1	-	-	-			-
Handedness/Grip	Right/ - Right/						Right/ - Right/					

Game/Match Statistics	Game					Match
	1	2	3	4	5	
Longest rally (strokes)	10	7	6			10
Average rally	4	4	3			3

Game Progress

1	CATHCART O / McCREERY P (NIR)	0	*-1	2	*-3	5	*-5	6	*-7	8	*-10	11
	YOGARAJAH A / TAUCOORY R (MRI)	*-0	1	*-2	3	*-3	5	*-6	7	*-8	8	8
2	CATHCART O / McCREERY P (NIR)	*-0	1	*-2	3	*-5	6	*-7	8	*-8	10	11
	YOGARAJAH A / TAUCOORY R (MRI)	0	*-1	2	*-3	3	*-4	5	*-6	8	*-8	8
3	CATHCART O / McCREERY P (NIR)	0	*-2	3	*-4	5	*-5	7	*-8	10	*-10	11
	YOGARAJAH A / TAUCOORY R (MRI)	*-0	0	*-1	2	*-3	5	*-5	6	*-6	8	8

NOTES

"*-." denotes first player of pair is server, "-*" denotes second player of pair is server. The "Greatest deficit overcome" only applies when the pair ends up winning the game.



Detailed Team Match Results

India (IND) 3 - 0 Malaysia (MAS)

Team Match No : MT27 Table : 1 Umpires : LAZELL Peter (AUS) BOYTON Graham (AUS)

Match 1			Match	Game 1	Game 2	Game 3	Game 4	Game 5
A	DESAI Harmeet	IND	3	11	12	11		
X	LEONG Chee Feng	MAS	0	4	10	6		
Duration of Match 1			20min	5min	7min	7min		

Match 2			Match	Game 1	Game 2	Game 3	Game 4	Game 5
B	ACHANTA Sharath	IND	3	11	11	11		
Y	MUHAMAD RIZAL Muhammad Ashraf Haiq.	MAS	0	8	7	6		
Duration of Match 2			20min	6min	6min	6min		

Match 3			Match	Game 1	Game 2	Game 3	Game 4	Game 5
C/A	G. SATHIYAN / DESAI H	IND	3	11	11	11		
Z/X	CHOONG J / LEONG CF	MAS	0	7	6	7		
Duration of Match 3			14min	4min	4min	5min		

Duration of Team Match	1h4min
------------------------	--------

Player Statistics	India (IND)					Team Match	Malaysia (MAS)					Team Match
	Match						Match					
	1	2	3	4	5		1	2	3	4	5	
Points won	3	3	3			3	0	0	0			0
Biggest lead	9	5	5			9	-	2	1			2
Points won on own serve	17	18	16			51	11	11	11			33
Points lost on own serve	9	9	9			27	17	15	16			48
Most consecutive points won	9	4	5			9	4	2	5			5
Greatest deficit overcome	-	2	1			2	-	-	-			-

Match/Team Match Statistics	Match					Team Match
	1	2	3	4	5	
Longest rally (strokes)	8	16	8			16
Average rally	4	5	4			4

NOTES

The "Greatest deficit overcome" only applies when the player/pair ends up winning the game.

LEGEND

MT Men's Team No. Number



Detailed Team Match Results

India (IND) 3 - 0 Malaysia (MAS)

Match 1: **DESAI Harmeet (IND)** 3-0 **LEONG Chee Feng (MAS)**

Match Summary		Match	Game 1	Game 2	Game 3	Game 4	Game 5
DESAI Harmeet	IND	3	11	12	11		
LEONG Chee Feng	MAS	0	4	10	6		
Duration		20min	5min	7min	7min		

Team Match No : MT27 Table : 1 Umpires : LAZELL Peter (AUS) BOYTON Graham (AUS)

Player Statistics	DESAI Harmeet (IND)						LEONG Chee Feng (MAS)					
	Game					Match	Game					Match
	1	2	3	4	5		1	2	3	4	5	
Points won	11	12	11			3	4	10	6			0
Biggest lead	9	4	5			9	-	-	-			-
Points won on own serve	6	6	5			17	3	5	3			11
Points lost on own serve	1	5	3			9	5	6	6			17
Most consecutive points won	9	3	4			9	2	4	2			4
Greatest deficit overcome	-	-	-			-	-	-	-			-
Handedness/Grip	Right/						Right/					

Game/Match Statistics	Game					Match
	1	2	3	4	5	
Longest rally (strokes)	8	7	7			8
Average rally	4	4	3			4

Game Progress

1	DESAI Harmeet (IND)	0	*2	4	*6	8	*9	10	*10	11				
	LEONG Chee Feng (MAS)	*0	0	*0	0	*0	1	*2	4	4				
2	DESAI Harmeet (IND)	*0	2	*3	4	*5	7	*8	8	*10	10	*10	11	12
	LEONG Chee Feng (MAS)	0	*0	1	*2	3	*3	4	*6	6	*8	10	*10	10
3	DESAI Harmeet (IND)	0	*1	3	*5	5	*6	7	*8	10	11			
	LEONG Chee Feng (MAS)	*0	1	*1	1	*3	4	*5	6	*6	6			

NOTES

"*" denotes server. The "Greatest deficit overcome" only applies when the player ends up winning the game.



Detailed Team Match Results

India (IND) 3 - 0 Malaysia (MAS)

Match 2: **ACHANTA Sharath (IND)** 3-0 **MUHAMAD RIZAL Muhammad Ashraf Haiq. (MAS)**

Match Summary		Match	Game 1	Game 2	Game 3	Game 4	Game 5
ACHANTA Sharath	IND	3	11	11	11		
MUHAMAD RIZAL Muhammad Ashraf Haiq.	MAS	0	8	7	6		
Duration		20min	6min	6min	6min		

Team Match No : MT27 Table : 1 Umpires : LAZELL Peter (AUS) BOYTON Graham (AUS)

Player Statistics	ACHANTA Sharath (IND)						MUHAMAD RIZAL MAH (MAS)					
	Game					Match	Game					Match
	1	2	3	4	5		1	2	3	4	5	
Points won	11	11	11			3	8	7	6			0
Biggest lead	3	4	5			5	1	1	2			2
Points won on own serve	5	7	6			18	4	4	3			11
Points lost on own serve	4	3	2			9	6	4	5			15
Most consecutive points won	2	4	4			4	2	2	2			2
Greatest deficit overcome	1	1	2			2	-	-	-			-
Handedness/Grip	Right/						Right/					

Game/Match Statistics	Game					Match
	1	2	3	4	5	
Longest rally (strokes)	7	10	16			16
Average rally	4	5	5			5

Game Progress

1	ACHANTA Sharath (IND)	0	*1	2	*3	4	*6	7	*8	9	*10	11
	MUHAMAD RIZAL Muhammad Ashraf Haiq. (MAS)	*0	1	*2	3	*4	4	*5	6	*7	8	8
2	ACHANTA Sharath (IND)	*0	1	*2	3	*4	6	*8	9	*9	11	
	MUHAMAD RIZAL Muhammad Ashraf Haiq. (MAS)	0	*1	2	*3	4	*4	4	*5	7	7	
3	ACHANTA Sharath (IND)	0	*0	2	*3	4	*6	8	*9	10	11	
	MUHAMAD RIZAL Muhammad Ashraf Haiq. (MAS)	0	2	*2	3	*4	4	*4	5	*6	6	

NOTES

"*" denotes server. The "Greatest deficit overcome" only applies when the player ends up winning the game.



Detailed Team Match Results

India (IND) 3 - 0 Malaysia (MAS)

Match 3: **GNANASEKARAN Sathiyam (IND)** 3-0 **CHOONG Javen (MAS)**
DESAI Harmeet **LEONG Chee Feng**

Match Summary		Match	Game 1	Game 2	Game 3	Game 4	Game 5
GNANASEKARAN Sathiyam / DESAI H	IND	3	11	11	11		
CHOONG Javen / LEONG CF	MAS	0	7	6	7		
Duration		14min	4min	4min	5min		

Team Match No : MT27 Table : 1 Umpires : LAZELL Peter (AUS) BOYTON Graham (AUS)

Player Statistics	G. SATHIYAN / DESAI H (IND)						CHOONG J / LEONG CF (MAS)					
	Game					Match	Game					Match
	1	2	3	4	5		1	2	3	4	5	
Points won	11	11	11			3	7	6	7			0
Biggest lead	4	5	4			5	1	1	1			1
Points won on own serve	6	7	3			16	5	4	2			11
Points lost on own serve	2	2	5			9	5	4	7			16
Most consecutive points won	5	5	3			5	5	3	2			5
Greatest deficit overcome	1	1	1			1	-	-	-			-
Handedness/Grip	Right/ - Right/						Right/ - Right/					

Game/Match Statistics	Game					Match
	1	2	3	4	5	
Longest rally (strokes)	6	8	8			8
Average rally	3	3	4			4

Game Progress

1	G. SATHIYAN / DESAI H (IND)	0	*-1	3	*-4	6	*-6	6	*-7	9	11
	CHOONG J / LEONG CF (MAS)	*-0	1	*-1	2	*-2	4	*-6	7	*-7	7
2	G. SATHIYAN / DESAI H (IND)	*-0	1	*-3	5	*-6	7	*-7	9	*-10	11
	CHOONG J / LEONG CF (MAS)	0	*-1	1	*-1	2	*-3	5	*-5	6	6
3	G. SATHIYAN / DESAI H (IND)	0	*-1	2	*-4	4	*-6	7	*-9	10	11
	CHOONG J / LEONG CF (MAS)	0	1	*-2	2	*-4	4	*-5	5	*-6	7

NOTES

"*-." denotes first player of pair is server, "-*" denotes second player of pair is server. The "Greatest deficit overcome" only applies when the pair ends up winning the game.



Detailed Team Match Results

Canada (CAN) 2 - 3 Singapore (SGP)

Team Match No : MT28 Table : 2 Umpires : SAMAL Jiban (IND) UDAL Nikki (AUS)

Match 1			Match	Game 1	Game 2	Game 3	Game 4	Game 5
A	MEDJUGORAC Marko	CAN	3	5	11	11	9	12
X	PANG Xue Jie	SGP	2	11	8	9	11	10
Duration of Match 1			44min	5min	7min	9min	8min	11min

Match 2			Match	Game 1	Game 2	Game 3	Game 4	Game 5
B	WANG Zhen	CAN	0	8	9	5		
Y	GAO Ning	SGP	3	11	11	11		
Duration of Match 2			25min	7min	9min	8min		

Match 3			Match	Game 1	Game 2	Game 3	Game 4	Game 5
C/A	BERNADET A / MEDJUGORAC M	CAN	1	6	11	7	8	
Z/X	POH SFE / PANG XJ	SGP	3	11	6	11	11	
Duration of Match 3			28min	5min	5min	6min	8min	

Match 4			Match	Game 1	Game 2	Game 3	Game 4	Game 5
B	WANG Zhen	CAN	3	11	11	11		
Z	POH Shao Feng Ethan	SGP	0	6	7	8		
Duration of Match 4			24min	6min	8min	8min		

Match 5			Match	Game 1	Game 2	Game 3	Game 4	Game 5
C	BERNADET Antoine	CAN	0	6	7	4		
Y	GAO Ning	SGP	3	11	11	11		
Duration of Match 5			20min	6min	6min	6min		

Duration of Team Match	2h40min
------------------------	---------

Player Statistics	Canada (CAN)						Singapore (SGP)					
	Match					Team Match	Match					Team Match
	1	2	3	4	5		1	2	3	4	5	
Points won	3	0	1	3	0	2	2	3	3	0	3	3
Biggest lead	3	3	7	5	3	7	6	6	5	3	7	7
Points won on own serve	23	14	16	15	8	76	24	19	20	9	15	87
Points lost on own serve	25	14	19	12	17	87	25	8	15	18	9	75
Most consecutive points won	6	3	4	5	3	6	4	5	4	3	7	7
Greatest deficit overcome	4	-	1	3	-	4	1	3	3	-	3	3

Match/Team Match Statistics	Match					Team Match
	1	2	3	4	5	
Longest rally (strokes)	10	14	7	18	15	18
Average rally	4	5	3	5	4	4

NOTES

The "Greatest deficit overcome" only applies when the player/pair ends up winning the game.

LEGEND

MT Men's Team No. Number



Detailed Team Match Results

Canada (CAN) 2 - 3 Singapore (SGP)

Match 1: MEDJUGORAC Marko (CAN) 3-2 PANG Xue Jie (SGP)

Match Summary		Match	Game 1	Game 2	Game 3	Game 4	Game 5
MEDJUGORAC Marko	CAN	3	5	11	11	9	12
PANG Xue Jie	SGP	2	11	8	9	11	10
Duration		44min	5min	7min	9min	8min	11min

Team Match No : MT28 Table : 2 Umpires : SAMAL Jiban (IND) UDAL Nikki (AUS)

Player Statistics	MEDJUGORAC Marko (CAN)						PANG Xue Jie (SGP)					
	Game					Match	Game					Match
	1	2	3	4	5		1	2	3	4	5	
Points won	5	11	11	9	12	3	11	8	9	11	10	2
Biggest lead	1	3	2	-	2	3	6	2	4	5	2	6
Points won on own serve	4	4	7	3	5	23	7	3	6	4	4	24
Points lost on own serve	4	5	3	7	6	25	1	7	4	6	7	25
Most consecutive points won	1	3	6	3	2	6	3	4	3	4	3	4
Greatest deficit overcome	-	2	4	-	2	4	1	-	-	-	-	1
Handedness/Grip	Right/						/					

Game/Match Statistics	Game					Match
	1	2	3	4	5	
Longest rally (strokes)	10	8	10	8	10	10
Average rally	3	3	5	5	5	4

Game Progress

1	MEDJUGORAC Marko (CAN)	*0	1	*1	2	*3	4	*4	5	5				
	PANG Xue Jie (SGP)	0	*1	3	*4	5	*6	8	*9	11				
2	MEDJUGORAC Marko (CAN)	0	*2	3	*4	4	*4	5	*7	8	*10	11		
	PANG Xue Jie (SGP)	*0	0	*1	2	*4	6	*7	7	*8	8	8		
3	MEDJUGORAC Marko (CAN)	*0	1	*1	2	*2	4	*6	8	*8	9	11		
	PANG Xue Jie (SGP)	0	*1	3	*4	6	*6	6	*6	8	*9	9		
4	MEDJUGORAC Marko (CAN)	0	*0	0	*1	2	*4	4	*6	7	*8	9		
	PANG Xue Jie (SGP)	*0	2	*4	5	*6	6	*8	8	*9	10	11		
5	MEDJUGORAC Marko (CAN)	*0	1	*2	2	*3	4	*6	7	*8	9	*10	11	12
	PANG Xue Jie (SGP)	0	*1	2	*4	5	*6	6	*7	8	*9	10	*10	10

NOTES

"*" denotes server. The "Greatest deficit overcome" only applies when the player ends up winning the game.



Detailed Team Match Results

Canada (CAN) 2 - 3 Singapore (SGP)

Match 2: WANG Zhen (CAN) 0-3 GAO Ning (SGP)

Match Summary		Match	Game 1	Game 2	Game 3	Game 4	Game 5
WANG Zhen	CAN	0	8	9	5		
GAO Ning	SGP	3	11	11	11		
Duration		25min	7min	9min	8min		

Team Match No : MT28 Table : 2 Umpires : SAMAL Jiban (IND) UDAL Nikki (AUS)

Player Statistics	WANG Zhen (CAN)						GAO Ning (SGP)					
	Game					Match	Game					Match
	1	2	3	4	5		1	2	3	4	5	
Points won	8	9	5			0	11	11	11			3
Biggest lead	3	1	-			3	4	3	6			6
Points won on own serve	6	5	3			14	7	6	6			19
Points lost on own serve	4	5	5			14	2	4	2			8
Most consecutive points won	3	3	2			3	5	3	4			5
Greatest deficit overcome	-	-	-			-	3	1	-			3
Handedness/Grip	Right/						/					

Game/Match Statistics	Game					Match
	1	2	3	4	5	
Longest rally (strokes)	7	14	11			14
Average rally	4	5	4			5

Game Progress

1	WANG Zhen (CAN)	*0	2	*3	3	*3	5	*5	5	*6	8	8
	GAO Ning (SGP)	0	*0	1	*3	5	*5	7	*9	10	*10	11
2	WANG Zhen (CAN)	0	*0	1	*2	3	*4	5	*6	8	*9	9
	GAO Ning (SGP)	*0	2	*3	4	*5	6	*7	8	*8	9	11
3	WANG Zhen (CAN)	*0	0	*0	1	*2	4	*4	4	5		
	GAO Ning (SGP)	0	*2	4	*5	6	*6	8	*10	11		

NOTES

"*" denotes server. The "Greatest deficit overcome" only applies when the player ends up winning the game.



Detailed Team Match Results

Canada (CAN) 2 - 3 Singapore (SGP)

Match 3: BERNADET Antoine (CAN) 1-3 POH Shao Feng Ethan (SGP)
MEDJUGORAC Marko PANG Xue Jie

Match Summary

		Match	Game 1	Game 2	Game 3	Game 4	Game 5
BERNADET Antoine / MEDJUGORAC M	CAN	1	6	11	7	8	
POH Shao Feng Ethan / PANG XJ	SGP	3	11	6	11	11	
	Duration	28min	5min	5min	6min	8min	

Team Match No : MT28 Table : 2 Umpires : SAMAL Jiban (IND) UDAL Nikki (AUS)

Player Statistics	BERNADET A / MEDJUGORAC M (CAN)					Match	POH SFE / PANG XJ (SGP)					Match
	Game						Game					
	1	2	3	4	5		1	2	3	4	5	
Points won	6	11	7	8		1	11	6	11	11		3
Biggest lead	1	7	3	1		7	5	1	4	5		5
Points won on own serve	5	6	2	3		16	7	4	4	5		20
Points lost on own serve	4	2	7	6		19	1	5	4	5		15
Most consecutive points won	2	4	2	4		4	3	3	3	4		4
Greatest deficit overcome	-	1	-	-		1	1	-	3	1		3
Handedness/Grip	Right/ - Right/						/ - /					

Game/Match Statistics	Game					Match
	1	2	3	4	5	
Longest rally (strokes)	6	6	6	7		7
Average rally	3	3	3	3		3

Game Progress

1	BERNADET A / MEDJUGORAC M (CAN)	-*0	1	*-2	3	-*3	5	*-5	6	-*6	6	
	POH SFE / PANG XJ (SGP)	0	-*1	2	*-3	5	-*5	7	*-8	10	11	
2	BERNADET A / MEDJUGORAC M (CAN)	0	-*1	3	*-4	6	-*7	9	*-10	10	11	
	POH SFE / PANG XJ (SGP)	-*0	1	*-1	2	-*2	3	*-3	4	-*6	6	
3	BERNADET A / MEDJUGORAC M (CAN)	0	2	-*3	4	*-5	5	-*6	6	*-7	7	
	POH SFE / PANG XJ (SGP)	0	*-0	1	-*2	3	*-5	6	-*8	9	11	
4	BERNADET A / MEDJUGORAC M (CAN)	0	*-0	0	-*1	2	*-4	5	-*7	8	*-8	8
	POH SFE / PANG XJ (SGP)	*-0	2	-*4	5	*-6	6	-*7	7	*-8	10	11

NOTES

"*-." denotes first player of pair is server, "-*" denotes second player of pair is server. The "Greatest deficit overcome" only applies when the pair ends up winning the game.



Detailed Team Match Results

Canada (CAN) 2 - 3 Singapore (SGP)

Match 4: **WANG Zhen (CAN)** 3-0 **POH Shao Feng Ethan (SGP)**

Match Summary		Match	Game 1	Game 2	Game 3	Game 4	Game 5
WANG Zhen	CAN	3	11	11	11		
POH Shao Feng Ethan	SGP	0	6	7	8		
Duration		24min	6min	8min	8min		

Team Match No : MT28 Table : 2 Umpires : SAMAL Jiban (IND) UDAL Nikki (AUS)

Player Statistics	WANG Zhen (CAN)						POH Shao Feng Ethan (SGP)					
	Game					Match	Game					Match
	1	2	3	4	5		1	2	3	4	5	
Points won	11	11	11			3	6	7	8			0
Biggest lead	5	5	3			5	3	-	1			3
Points won on own serve	5	4	6			15	2	3	4			9
Points lost on own serve	4	4	4			12	6	7	5			18
Most consecutive points won	5	3	3			5	3	2	2			3
Greatest deficit overcome	3	-	1			3	-	-	-			-
Handedness/Grip	Right/						/					

Game/Match Statistics	Game					Match
	1	2	3	4	5	
Longest rally (strokes)	7	18	9			18
Average rally	4	7	5			5

Game Progress

1	WANG Zhen (CAN)	*0	0	*1	3	*4	6	*8	8	*10	11	
	POH Shao Feng Ethan (SGP)	0	*2	3	*3	4	*4	4	*6	6	6	
2	WANG Zhen (CAN)	0	*2	3	*4	6	*7	8	*9	9	11	
	POH Shao Feng Ethan (SGP)	*0	0	*1	2	*2	3	*4	5	*7	7	
3	WANG Zhen (CAN)	*0	1	*2	3	*5	6	*6	8	*9	10	11
	POH Shao Feng Ethan (SGP)	0	*1	2	*3	3	*4	6	*6	7	*8	8

NOTES

"*" denotes server. The "Greatest deficit overcome" only applies when the player ends up winning the game.



Detailed Team Match Results

Canada (CAN) 2 - 3 Singapore (SGP)

Match 5: BERNADET Antoine (CAN) 0-3 GAO Ning (SGP)

Match Summary		Match	Game 1	Game 2	Game 3	Game 4	Game 5
BERNADET Antoine	CAN	0	6	7	4		
GAO Ning	SGP	3	11	11	11		
Duration		20min	6min	6min	6min		

Team Match No : MT28 Table : 2 Umpires : SAMAL Jiban (IND) UDAL Nikki (AUS)

Player Statistics	BERNADET Antoine (CAN)						GAO Ning (SGP)					
	Game					Match	Game					Match
	1	2	3	4	5		1	2	3	4	5	
Points won	6	7	4			0	11	11	11			3
Biggest lead	3	-	-			3	5	5	7			7
Points won on own serve	3	3	2			8	6	4	5			15
Points lost on own serve	5	7	5			17	3	4	2			9
Most consecutive points won	3	3	2			3	7	5	6			7
Greatest deficit overcome	-	-	-			-	3	-	-			3
Handedness/Grip	Right/						/					

Game/Match Statistics	Game					Match
	1	2	3	4	5	
Longest rally (strokes)	7	9	15			15
Average rally	4	3	4			4

Game Progress

1	BERNADET Antoine (CAN)	0	*1	3	*4	5	*6	6	*6	6	6
	GAO Ning (SGP)	*0	1	*1	2	*3	4	*6	8	*10	11
2	BERNADET Antoine (CAN)	*0	0	*2	2	*3	5	*5	5	*6	7
	GAO Ning (SGP)	0	*2	2	*4	5	*5	7	*9	10	11
3	BERNADET Antoine (CAN)	0	*0	1	*2	3	*4	4	*4	4	
	GAO Ning (SGP)	0	2	*3	4	*5	6	*8	10	11	

NOTES

"*" denotes server. The "Greatest deficit overcome" only applies when the player ends up winning the game.



Detailed Team Match Results

Australia (AUS) 1 - 3 Nigeria (NGR)

Team Match No : MT29 Table : 1 Umpires : MEHRA Vipin (IND) WILLIAMS Jackie (WAL)

Match 1			Match	Game 1	Game 2	Game 3	Game 4	Game 5
A	HU Heming	AUS	2	9	12	4	11	8
X	ABIODUN Bode	NGR	3	11	10	11	8	11
Duration of Match 1			47min	8min	10min	6min	8min	11min

Match 2			Match	Game 1	Game 2	Game 3	Game 4	Game 5
B	YAN Xin	AUS	3	11	6	11	11	
Y	OMOTAYO Olajide	NGR	1	9	11	7	8	
Duration of Match 2			26min	6min	5min	6min	7min	

Match 3			Match	Game 1	Game 2	Game 3	Game 4	Game 5
C/A	POWELL D / HU H	AUS	0	7	5	7		
Z/Y	TORIOLA S / OMOTAYO O	NGR	3	11	11	11		
Duration of Match 3			19min	6min	5min	6min		

Match 4			Match	Game 1	Game 2	Game 3	Game 4	Game 5
B	YAN Xin	AUS	1	9	14	3	6	
Z	TORIOLA Segun	NGR	3	11	12	11	11	
Duration of Match 4			30min	6min	10min	5min	7min	

Duration of Team Match	2h20min
------------------------	---------

Player Statistics	Australia (AUS)					Team Match	Nigeria (NGR)					Team Match
	Match						Match					
	1	2	3	4	5		1	2	3	4	5	
Points won	2	3	0	1		1	3	1	3	3		3
Biggest lead	4	6	2	3		6	7	6	6	8		8
Points won on own serve	23	19	9	18		69	27	17	18	24		86
Points lost on own serve	24	18	15	20		77	21	20	10	14		65
Most consecutive points won	3	5	3	5		5	5	4	6	7		7
Greatest deficit overcome	3	3	-	5		5	2	-	2	3		3

Match/Team Match Statistics	Match					Team Match
	1	2	3	4	5	
Longest rally (strokes)	16	17	8	15		17
Average rally	4	4	3	4		4

NOTES

The "Greatest deficit overcome" only applies when the player/pair ends up winning the game.

LEGEND

MT Men's Team No. Number



Detailed Team Match Results

Australia (AUS) 1 - 3 Nigeria (NGR)

Match 1: HU Heming (AUS) 2-3 ABIODUN Bode (NGR)

Match Summary		Match	Game 1	Game 2	Game 3	Game 4	Game 5
HU Heming	AUS	2	9	12	4	11	8
ABIODUN Bode	NGR	3	11	10	11	8	11
Duration		47min	8min	10min	6min	8min	11min

Team Match No : MT29 Table : 1 Umpires : MEHRA Vipin (IND) WILLIAMS Jackie (WAL)

Player Statistics	HU Heming (AUS)						ABIODUN Bode (NGR)					
	Game					Match	Game					Match
	1	2	3	4	5		1	2	3	4	5	
Points won	9	12	4	11	8	2	11	10	11	8	11	3
Biggest lead	2	2	-	4	1	4	3	3	7	-	3	7
Points won on own serve	5	6	2	6	4	23	6	5	6	4	6	27
Points lost on own serve	5	5	5	4	5	24	4	6	2	5	4	21
Most consecutive points won	2	3	2	3	3	3	5	3	5	2	3	5
Greatest deficit overcome	-	3	-	-	-	3	2	-	-	-	1	2
Handedness/Grip	Right/						Right/					

Game/Match Statistics	Game					Match
	1	2	3	4	5	
Longest rally (strokes)	6	16	8	7	9	16
Average rally	3	4	4	4	4	4

Game Progress

1	HU Heming (AUS)	0	*1	3	*3	5	*5	5	*6	7	*9	9		
	ABIODUN Bode (NGR)	*0	1	*1	3	*3	5	*7	8	*9	9	11		
2	HU Heming (AUS)	*0	1	*1	2	*4	5	*7	8	*8	9	*10	11	12
	ABIODUN Bode (NGR)	0	*1	3	*4	4	*5	5	*6	8	*9	10	*10	10
3	HU Heming (AUS)	0	*1	2	*2	2	*3	4	*4	4				
	ABIODUN Bode (NGR)	*0	1	*2	4	*6	7	*8	10	11				
4	HU Heming (AUS)	*0	1	*2	3	*5	6	*7	9	*9	10	11		
	ABIODUN Bode (NGR)	0	*1	2	*3	3	*4	5	*5	7	*8	8		
5	HU Heming (AUS)	0	*0	1	*2	3	*5	6	*7	8	*8	8		
	ABIODUN Bode (NGR)	*0	2	*3	4	*5	5	*6	7	*8	10	11		

NOTES

"*" denotes server. The "Greatest deficit overcome" only applies when the player ends up winning the game.



Detailed Team Match Results

Australia (AUS) 1 - 3 Nigeria (NGR)

Match 2: YAN Xin (AUS) 3-1 OMOTAYO Olajide (NGR)

Match Summary		Match	Game 1	Game 2	Game 3	Game 4	Game 5
YAN Xin	AUS	3	11	6	11	11	
OMOTAYO Olajide	NGR	1	9	11	7	8	
Duration		26min	6min	5min	6min	7min	

Team Match No : MT29 Table : 1 Umpires : MEHRA Vipin (IND) WILLIAMS Jackie (WAL)

Player Statistics	YAN Xin (AUS)						OMOTAYO Olajide (NGR)					
	Game					Match	Game					Match
	1	2	3	4	5		1	2	3	4	5	
Points won	11	6	11	11		3	9	11	7	8		1
Biggest lead	2	-	6	3		6	3	6	-	1		6
Points won on own serve	6	2	4	7		19	5	4	3	5		17
Points lost on own serve	4	7	4	3		18	5	4	7	4		20
Most consecutive points won	3	3	5	3		5	3	4	2	2		4
Greatest deficit overcome	3	-	-	1		3	-	-	-	-		-
Handedness/Grip	Right/						Right/					

Game/Match Statistics	Game					Match
	1	2	3	4	5	
Longest rally (strokes)	7	6	17	6		17
Average rally	3	4	4	4		4

Game Progress

1	YAN Xin (AUS)	0	*0	1	*2	4	*5	6	*7	8	*10	11
	OMOTAYO Olajide (NGR)	*0	2	*3	4	*4	5	*6	7	*8	8	9
2	YAN Xin (AUS)	*0	0	*1	1	*2	4	*4	4	*6	6	
	OMOTAYO Olajide (NGR)	0	*2	3	*5	6	*6	8	*10	10	11	
3	YAN Xin (AUS)	0	*2	4	*5	6	*8	8	*9	10	11	
	OMOTAYO Olajide (NGR)	*0	0	*0	1	*2	2	*4	5	*6	7	
4	YAN Xin (AUS)	*0	1	*2	3	*4	6	*6	7	*8	10	11
	OMOTAYO Olajide (NGR)	0	*1	2	*3	4	*4	6	*7	8	*8	8

NOTES

"*" denotes server. The "Greatest deficit overcome" only applies when the player ends up winning the game.



Detailed Team Match Results

Australia (AUS) 1 - 3 Nigeria (NGR)

Match 3: POWELL David (AUS) 0-3 TORIOLA Segun (NGR)
HU Heming OMOTAYO Olajide

Match Summary		Match	Game 1	Game 2	Game 3	Game 4	Game 5
POWELL David / HU H	AUS	0	7	5	7		
TORIOLA Segun / OMOTAYO O	NGR	3	11	11	11		
Duration		19min	6min	5min	6min		

Team Match No : MT29 Table : 1 Umpires : MEHRA Vipin (IND) WILLIAMS Jackie (WAL)

Player Statistics	POWELL D / HU H (AUS)					Match	TORIOLA S / OMOTAYO O (NGR)					Match
	Game						Game					
	1	2	3	4	5		1	2	3	4	5	
Points won	7	5	7			0	11	11	11			3
Biggest lead	1	-	2			2	4	6	4			6
Points won on own serve	3	1	5			9	6	4	8			18
Points lost on own serve	5	7	3			15	4	4	2			10
Most consecutive points won	2	3	3			3	5	6	6			6
Greatest deficit overcome	-	-	-			-	1	-	2			2
Handedness/Grip	Right/ - Right/						Right/ - Right/					

Game/Match Statistics	Game					Match
	1	2	3	4	5	
Longest rally (strokes)	8	5	7			8
Average rally	4	3	3			3

Game Progress

1	POWELL D / HU H (AUS)	0	*-1	2	*-3	4	*-5	5	*-5	6	7
	TORIOLA S / OMOTAYO O (NGR)	*-0	1	*-2	3	*-4	5	*-7	9	*-10	11
2	POWELL D / HU H (AUS)	*-0	0	*-0	0	*-2	3	*-5	5	5	
	TORIOLA S / OMOTAYO O (NGR)	0	*-2	4	*-6	6	*-7	7	*-9	11	
3	POWELL D / HU H (AUS)	0	*-1	3	*-3	4	*-5	7	*-7	7	7
	TORIOLA S / OMOTAYO O (NGR)	*-0	1	*-1	3	*-4	5	*-5	7	*-9	11

NOTES

"*-." denotes first player of pair is server, "-*" denotes second player of pair is server. The "Greatest deficit overcome" only applies when the pair ends up winning the game.



Detailed Team Match Results

Australia (AUS) 1 - 3 Nigeria (NGR)

Match 4: YAN Xin (AUS) 1-3 TORIOLA Segun (NGR)

Match Summary		Match	Game 1	Game 2	Game 3	Game 4	Game 5
YAN Xin	AUS	1	9	14	3	6	
TORIOLA Segun	NGR	3	11	12	11	11	
Duration		30min	6min	10min	5min	7min	

Team Match No : MT29 Table : 1 Umpires : MEHRA Vipin (IND) WILLIAMS Jackie (WAL)

Player Statistics	YAN Xin (AUS)						TORIOLA Segun (NGR)					
	Game					Match	Game					Match
	1	2	3	4	5		1	2	3	4	5	
Points won	9	14	3	6		1	11	12	11	11		3
Biggest lead	3	2	-	-		3	2	5	8	6		8
Points won on own serve	6	7	1	4		18	7	6	4	7		24
Points lost on own serve	4	6	6	4		20	3	7	2	2		14
Most consecutive points won	5	3	1	2		5	3	5	7	3		7
Greatest deficit overcome	-	5	-	-		5	3	-	-	-		3
Handedness/Grip	Right/						Right/					

Game/Match Statistics	Game					Match
	1	2	3	4	5	
Longest rally (strokes)	7	6	15	9		15
Average rally	4	4	4	4		4

Game Progress

1	YAN Xin (AUS)	*0	1	*1	3	*5	6	*6	7	*7	8	9						
	TORIOLA Segun (NGR)	0	*1	3	*3	3	*4	6	*7	9	*10	11						
2	YAN Xin (AUS)	0	*0	0	*1	2	*4	5	*6	7	*9	10	*10	11	*11	12	*13	14
	TORIOLA Segun (NGR)	*0	2	*4	5	*6	6	*7	8	*9	9	*10	11	*11	12	*12	12	*12
3	YAN Xin (AUS)	0	1	*2	2	*2	2	*3	3									
	TORIOLA Segun (NGR)	0	*1	2	*4	6	*8	9	11									
4	YAN Xin (AUS)	0	*1	1	*2	3	*3	4	*4	6	6							
	TORIOLA Segun (NGR)	*0	1	*3	4	*5	7	*8	10	*10	11							

NOTES

"*" denotes server. The "Greatest deficit overcome" only applies when the player ends up winning the game.



Detailed Team Match Results

England (ENG) 3 - 0 Northern Ireland (NIR)

Team Match No : MT30 Table : 1 Umpires : FRIMPONG Francis (GHA) MARTIN Andrew (AUS)

Match 1			Match	Game 1	Game 2	Game 3	Game 4	Game 5
A	PITCHFORD Liam	ENG	3	9	11	11	11	
X	McCREERY Paul	NIR	1	11	9	5	7	
Duration of Match 1			26min	7min	6min	5min	6min	

Match 2			Match	Game 1	Game 2	Game 3	Game 4	Game 5
B	DRINKHALL Paul	ENG	3	11	11	11		
Y	CATHCART Owen	NIR	0	3	5	6		
Duration of Match 2			18min	4min	6min	6min		

Match 3			Match	Game 1	Game 2	Game 3	Game 4	Game 5
C/B	WALKER S / DRINKHALL P	ENG	3	11	11	11		
Z/X	ROBINSON A / McCREERY P	NIR	0	6	7	8		
Duration of Match 3			21min	5min	6min	8min		

Duration of Team Match	1h15min
------------------------	---------

Player Statistics	England (ENG)					Team Match	Northern Ireland (NIR)					Team Match
	Match						Match					
	1	2	3	4	5		1	2	3	4	5	
Points won	3	3	3			3	1	0	0			0
Biggest lead	6	8	5			8	4	-	4			4
Points won on own serve	19	12	15			46	15	4	8			27
Points lost on own serve	17	10	12			39	22	21	18			61
Most consecutive points won	6	6	6			6	4	2	4			4
Greatest deficit overcome	1	-	4			4	1	-	-			1

Match/Team Match Statistics	Match					Team Match
	1	2	3	4	5	
Longest rally (strokes)	15	13	8			15
Average rally	4	3	4			4

NOTES

The "Greatest deficit overcome" only applies when the player/pair ends up winning the game.

LEGEND

MT Men's Team No. Number



Detailed Team Match Results

England (ENG) 3 - 0 Northern Ireland (NIR)

Match 1: PITCHFORD Liam (ENG) 3-1 McCREERY Paul (NIR)

Match Summary		Match	Game 1	Game 2	Game 3	Game 4	Game 5
PITCHFORD Liam	ENG	3	9	11	11	11	
McCREERY Paul	NIR	1	11	9	5	7	
	Duration	26min	7min	6min	5min	6min	

Team Match No : MT30 Table : 1 Umpires : FRIMPONG Francis (GHA) MARTIN Andrew (AUS)

Player Statistics	PITCHFORD Liam (ENG)						McCREERY Paul (NIR)					
	Game					Match	Game					Match
	1	2	3	4	5		1	2	3	4	5	
Points won	9	11	11	11		3	11	9	5	7		1
Biggest lead	1	3	6	4		6	4	-	-	1		4
Points won on own serve	5	5	5	4		19	6	4	2	3		15
Points lost on own serve	5	5	3	4		17	4	6	6	6		22
Most consecutive points won	5	3	6	4		6	3	2	4	4		4
Greatest deficit overcome	-	-	-	1		1	1	-	-	-		1
Handedness/Grip	Right/						Right/					

Game/Match Statistics	Game					Match
	1	2	3	4	5	
Longest rally (strokes)	10	10	8	15		15
Average rally	5	5	4	4		4

Game Progress

1	PITCHFORD Liam (ENG)	*0	1	*2	2	*3	4	*4	6	*8	9	9
	McCREERY Paul (NIR)	0	*1	2	*4	5	*6	8	*8	8	*9	11
2	PITCHFORD Liam (ENG)	0	*1	3	*4	5	*6	6	*8	9	*10	11
	McCREERY Paul (NIR)	*0	1	*1	2	*3	4	*6	6	*7	8	9
3	PITCHFORD Liam (ENG)	*0	2	*4	4	*4	5	*7	9	11		
	McCREERY Paul (NIR)	0	*0	0	*2	4	*5	5	*5	5		
4	PITCHFORD Liam (ENG)	0	*2	3	*4	5	*5	6	*8	9	11	
	McCREERY Paul (NIR)	0	0	*1	2	*3	5	*6	6	*7	7	

NOTES

"*" denotes server. The "Greatest deficit overcome" only applies when the player ends up winning the game.



Detailed Team Match Results

England (ENG) 3 - 0 Northern Ireland (NIR)

Match 2: DRINKHALL Paul (ENG) 3-0 CATHCART Owen (NIR)

Match Summary		Match	Game 1	Game 2	Game 3	Game 4	Game 5
DRINKHALL Paul	ENG	3	11	11	11		
CATHCART Owen	NIR	0	3	5	6		
Duration		18min	4min	6min	6min		

Team Match No : MT30 Table : 1 Umpires : FRIMPONG Francis (GHA) MARTIN Andrew (AUS)

Player Statistics	DRINKHALL Paul (ENG)						CATHCART Owen (NIR)					
	Game					Match	Game					Match
	1	2	3	4	5		1	2	3	4	5	
Points won	11	11	11			3	3	5	6			0
Biggest lead	8	6	5			8	-	-	-			-
Points won on own serve	4	5	3			12	1	2	1			4
Points lost on own serve	2	3	5			10	7	6	8			21
Most consecutive points won	6	3	3			6	2	1	2			2
Greatest deficit overcome	-	-	-			-	-	-	-			-
Handedness/Grip	Right/						Right/					

Game/Match Statistics	Game					Match
	1	2	3	4	5	
Longest rally (strokes)	6	6	13			13
Average rally	3	3	4			3

Game Progress

1	DRINKHALL Paul (ENG)	0	*2	3	*4	5	*7	9	11		
	CATHCART Owen (NIR)	*0	0	*1	2	*3	3	*3	3		
2	DRINKHALL Paul (ENG)	*0	2	*3	4	*5	6	*8	9	11	
	CATHCART Owen (NIR)	0	*0	1	*2	3	*4	4	*5	5	
3	DRINKHALL Paul (ENG)	0	*2	2	*4	5	*7	8	*9	10	11
	CATHCART Owen (NIR)	*0	0	*2	2	*3	3	*4	5	*6	6

NOTES

"*" denotes server. The "Greatest deficit overcome" only applies when the player ends up winning the game.



Detailed Team Match Results

England (ENG) 3 - 0 Northern Ireland (NIR)

Match 3: **WALKER Samuel (ENG)** 3-0 **ROBINSON Ashley (NIR)**
DRINKHALL Paul **McCREERY Paul**

Match Summary

		Match	Game 1	Game 2	Game 3	Game 4	Game 5
WALKER Samuel / DRINKHALL P	ENG	3	11	11	11		
ROBINSON Ashley / McCREERY P	NIR	0	6	7	8		
	Duration	21min	5min	6min	8min		

Team Match No : MT30 Table : 1 Umpires : FRIMPONG Francis (GHA) MARTIN Andrew (AUS)

Player Statistics	WALKER S / DRINKHALL P (ENG)						ROBINSON A / McCREERY P (NIR)					
	Game					Match	Game					Match
	1	2	3	4	5		1	2	3	4	5	
Points won	11	11	11			3	6	7	8			0
Biggest lead	5	5	3			5	1	1	4			4
Points won on own serve	6	5	4			15	4	2	2			8
Points lost on own serve	2	5	5			12	5	6	7			18
Most consecutive points won	5	6	4			6	4	3	4			4
Greatest deficit overcome	1	1	4			4	-	-	-			-
Handedness/Grip	Right/ - Right/						Right/ - Right/					

Game/Match Statistics	Game					Match
	1	2	3	4	5	
Longest rally (strokes)	8	8	8			8
Average rally	4	4	4			4

Game Progress

1	WALKER S / DRINKHALL P (ENG)	0	-*1	3	*-5	5	-*5	7	*-8	10	11	
	ROBINSON A / McCREERY P (NIR)	-*0	1	*-1	1	-*3	5	*-5	6	-*6	6	
2	WALKER S / DRINKHALL P (ENG)	*-0	1	-*3	5	*-6	7	-*8	8	*-10	11	
	ROBINSON A / McCREERY P (NIR)	0	*-1	1	-*1	2	*-3	4	-*6	6	7	
3	WALKER S / DRINKHALL P (ENG)	0	-*0	0	*-2	3	-*5	6	*-7	8	-*10	11
	ROBINSON A / McCREERY P (NIR)	0	2	*-4	4	-*5	5	*-6	7	-*8	8	8

NOTES

"*-" denotes first player of pair is server, "-*" denotes second player of pair is server. The "Greatest deficit overcome" only applies when the pair ends up winning the game.



Detailed Team Match Results

Singapore (SGP) 2 - 3 India (IND)

Team Match No : MT31 Table : 1 Umpires : PATANE Mark (AUS) WILLIAMS Jackie (WAL)

Match 1			Match	Game 1	Game 2	Game 3	Game 4	Game 5
A	GAO Ning	SGP	3	11	11	11		
X	DESAI Harmeet	IND	0	9	5	8		
Duration of Match 1			23min	7min	6min	9min		

Match 2			Match	Game 1	Game 2	Game 3	Game 4	Game 5
B	POH Shao Feng Ethan	SGP	0	5	5	4		
Y	ACHANTA Sharath	IND	3	11	11	11		
Duration of Match 2			19min	5min	6min	7min		

Match 3			Match	Game 1	Game 2	Game 3	Game 4	Game 5
C/B	PANG XJ / POH SFE	SGP	1	11	7	9	8	
Z/X	G. SATHIYAN / DESAI H	IND	3	8	11	11	11	
Duration of Match 3			33min	6min	7min	8min	8min	

Match 4			Match	Game 1	Game 2	Game 3	Game 4	Game 5
A	GAO Ning	SGP	3	11	10	11	13	
Z	GNANASEKARAN Sathiyam	IND	1	5	12	4	11	
Duration of Match 4			33min	5min	9min	6min	11min	

Match 5			Match	Game 1	Game 2	Game 3	Game 4	Game 5
C	PANG Xue Jie	SGP	0	5	10	10		
Y	ACHANTA Sharath	IND	3	11	12	12		
Duration of Match 5			25min	6min	8min	9min		

Duration of Team Match	2h32min
------------------------	---------

Player Statistics	Singapore (SGP)						India (IND)					
	Match					Team Match	Match					Team Match
	1	2	3	4	5		1	2	3	4	5	
Points won	3	0	1	3	0	2	0	3	3	1	3	3
Biggest lead	6	1	4	7	4	7	2	7	4	3	6	7
Points won on own serve	21	5	16	23	18	83	15	14	21	16	23	89
Points lost on own serve	7	18	20	16	12	73	12	9	18	21	7	67
Most consecutive points won	7	2	5	6	4	7	2	5	4	3	4	5
Greatest deficit overcome	2	-	-	1	-	2	-	1	2	1	4	4

Match/Team Match Statistics	Match					Team Match
	1	2	3	4	5	
Longest rally (strokes)	13	6	12	13	12	13
Average rally	4	3	4	5	4	4

NOTES

The "Greatest deficit overcome" only applies when the player/pair ends up winning the game.

LEGEND

MT Men's Team No. Number



Detailed Team Match Results

Singapore (SGP) **2 - 3** India (IND)

Match 1: **GAO Ning (SGP)** **3-0** **DESAI Harmeet (IND)**

Match Summary		Match	Game 1	Game 2	Game 3	Game 4	Game 5
GAO Ning	SGP	3	11	11	11		
DESAI Harmeet	IND	0	9	5	8		
Duration		23min	7min	6min	9min		

Team Match No : MT31 Table : 1 Umpires : PATANE Mark (AUS) WILLIAMS Jackie (WAL)

Player Statistics	GAO Ning (SGP)						DESAI Harmeet (IND)					
	Game					Match	Game					Match
	1	2	3	4	5		1	2	3	4	5	
Points won	11	11	11			3	9	5	8			0
Biggest lead	4	6	3			6	-	1	2			2
Points won on own serve	8	6	7			21	7	3	5			15
Points lost on own serve	2	2	3			7	3	5	4			12
Most consecutive points won	3	7	3			7	2	2	2			2
Greatest deficit overcome	-	1	2			2	-	-	-			-
Handedness/Grip	/						Right/					

Game/Match Statistics	Game					Match
	1	2	3	4	5	
Longest rally (strokes)	8	11	12			13
Average rally	3	5	5			4

Game Progress

1	GAO Ning (SGP)	*0	2	*2	4	*5	7	*7	8	*9	10	11
	DESAI Harmeet (IND)	0	*0	2	*2	3	*3	5	*6	7	*8	9
2	GAO Ning (SGP)	0	*1	2	*3	5	*7	9	*10	11		
	DESAI Harmeet (IND)	*0	1	*2	3	*3	3	*3	4	5		
3	GAO Ning (SGP)	*0	0	*1	3	*4	6	*6	8	*9	10	11
	DESAI Harmeet (IND)	0	*2	3	*3	4	*4	6	*6	7	*8	8

NOTES

"*" denotes server. The "Greatest deficit overcome" only applies when the player ends up winning the game.



Detailed Team Match Results

Singapore (SGP) **2 - 3** India (IND)

Match 2: POH Shao Feng Ethan (SGP) **0-3** ACHANTA Sharath (IND)

Match Summary		Match	Game 1	Game 2	Game 3	Game 4	Game 5
POH Shao Feng Ethan	SGP	0	5	5	4		
ACHANTA Sharath	IND	3	11	11	11		
Duration		19min	5min	6min	7min		

Team Match No : MT31 Table : 1 Umpires : PATANE Mark (AUS) WILLIAMS Jackie (WAL)

Player Statistics	POH Shao Feng Ethan (SGP)						ACHANTA Sharath (IND)					
	Game					Match	Game					Match
	1	2	3	4	5		1	2	3	4	5	
Points won	5	5	4			0	11	11	11			3
Biggest lead	1	-	-			1	6	6	7			7
Points won on own serve	2	2	1			5	5	5	4			14
Points lost on own serve	6	6	6			18	3	3	3			9
Most consecutive points won	2	2	2			2	5	3	5			5
Greatest deficit overcome	-	-	-			-	1	-	-			1
Handedness/Grip	/						Right/					

Game/Match Statistics	Game					Match
	1	2	3	4	5	
Longest rally (strokes)	6	6	6			6
Average rally	3	4	4			3

Game Progress

1	POH Shao Feng Ethan (SGP)	0	*1	2	*3	4	*4	4	*5	5
	ACHANTA Sharath (IND)	*0	1	*2	3	*4	6	*8	9	11
2	POH Shao Feng Ethan (SGP)	*0	0	*1	1	*2	2	*3	5	5
	ACHANTA Sharath (IND)	0	*2	3	*5	6	*8	9	*9	11
3	POH Shao Feng Ethan (SGP)	0	*0	0	*1	1	*2	3	*4	4
	ACHANTA Sharath (IND)	0	2	*4	5	*7	8	*9	10	11

NOTES

"*" denotes server. The "Greatest deficit overcome" only applies when the player ends up winning the game.



Detailed Team Match Results

Singapore (SGP) **2 - 3** India (IND)

Match 3: PANG Xue Jie (SGP) **1-3** GNANASEKARAN Sathiyam (IND)
POH Shao Feng Ethan DESAI Harmeet

Match Summary

		Match	Game 1	Game 2	Game 3	Game 4	Game 5
PANG Xue Jie / POH SFE	SGP	1	11	7	9	8	
GNANASEKARAN Sathiyam / DESAI H	IND	3	8	11	11	11	
	Duration	33min	6min	7min	8min	8min	

Team Match No : MT31 Table : 1 Umpires : PATANE Mark (AUS) WILLIAMS Jackie (WAL)

Player Statistics	PANG XJ / POH SFE (SGP)						G. SATHIYAN / DESAI H (IND)					
	Game					Match	Game					Match
	1	2	3	4	5		1	2	3	4	5	
Points won	11	7	9	8		1	8	11	11	11		3
Biggest lead	4	1	2	1		4	-	4	4	4		4
Points won on own serve	4	3	6	3		16	2	6	8	5		21
Points lost on own serve	6	5	3	6		20	7	4	2	5		18
Most consecutive points won	4	5	4	2		5	3	4	4	4		4
Greatest deficit overcome	-	-	-	-		-	-	1	2	1		2
Handedness/Grip	/ - /						Right/ - Right/					

Game/Match Statistics	Game					Match
	1	2	3	4	5	
Longest rally (strokes)	7	7	12	8		12
Average rally	4	4	4	4		4

Game Progress

1	PANG XJ / POH SFE (SGP)	-*0	2	*-4	4	-*5	6	*-8	8	-*9	10	11
	G. SATHIYAN / DESAI H (IND)	0	*-0	0	-*2	3	*-4	4	-*6	7	*-8	8
2	PANG XJ / POH SFE (SGP)	0	-*0	0	*-1	3	-*5	6	*-7	7	7	
	G. SATHIYAN / DESAI H (IND)	*-0	2	-*4	5	*-5	5	-*6	7	*-9	11	
3	PANG XJ / POH SFE (SGP)	0	2	-*2	3	*-3	4	-*4	5	*-7	9	9
	G. SATHIYAN / DESAI H (IND)	0	-*0	2	*-3	5	-*6	8	*-9	9	-*9	11
4	PANG XJ / POH SFE (SGP)	0	-*1	1	*-2	3	-*4	4	*-5	7	-*8	8
	G. SATHIYAN / DESAI H (IND)	*-0	1	-*3	4	*-5	6	-*8	9	*-9	10	11

NOTES

"*-." denotes first player of pair is server, "-*" denotes second player of pair is server. The "Greatest deficit overcome" only applies when the pair ends up winning the game.



Detailed Team Match Results

Singapore (SGP) 2 - 3 India (IND)

Match 4: **GAO Ning (SGP)** 3-1 **GNANASEKARAN Sathiyam (IND)**

Match Summary		Match	Game 1	Game 2	Game 3	Game 4	Game 5
GAO Ning	SGP	3	11	10	11	13	
GNANASEKARAN Sathiyam	IND	1	5	12	4	11	
Duration		33min	5min	9min	6min	11min	

Team Match No : MT31 Table : 1 Umpires : PATANE Mark (AUS) WILLIAMS Jackie (WAL)

Player Statistics	GAO Ning (SGP)						GNANASEKARAN Sathiyam (IND)					
	Game					Match	Game					Match
	1	2	3	4	5		1	2	3	4	5	
Points won	11	10	11	13		3	5	12	4	11		1
Biggest lead	6	1	7	3		7	1	3	-	1		3
Points won on own serve	6	6	5	6		23	3	7	1	5		16
Points lost on own serve	2	5	3	6		16	5	4	6	6		21
Most consecutive points won	6	4	4	2		6	2	3	1	2		3
Greatest deficit overcome	1	-	-	1		1	-	1	-	-		1
Handedness/Grip	/						Right/					

Game/Match Statistics	Game					Match
	1	2	3	4	5	
Longest rally (strokes)	9	8	12	13		13
Average rally	4	4	5	5		5

Game Progress

1	GAO Ning (SGP)	*0	1	*3	4	*4	6	*8	10	11						
	GNANASEKARAN Sathiyam (IND)	0	*1	1	*2	4	*4	4	*4	5						
2	GAO Ning (SGP)	0	*0	1	*2	3	*5	6	*6	8	*9	10	*10	10		
	GNANASEKARAN Sathiyam (IND)	*0	2	*3	4	*5	5	*6	8	*8	9	*10	11	12		
3	GAO Ning (SGP)	*0	2	*3	4	*6	7	*9	10	11						
	GNANASEKARAN Sathiyam (IND)	0	*0	1	*2	2	*3	3	*4	4						
4	GAO Ning (SGP)	0	*1	2	*3	5	*6	7	*8	9	*10	10	*11	11	*12	13
	GNANASEKARAN Sathiyam (IND)	0	1	*2	3	*3	4	*5	6	*7	8	*10	10	*11	11	11

NOTES

"*" denotes server. The "Greatest deficit overcome" only applies when the player ends up winning the game.



Detailed Team Match Results

Singapore (SGP) **2 - 3** India (IND)

Match 5: PANG Xue Jie (SGP) **0-3** ACHANTA Sharath (IND)

Match Summary		Match	Game 1	Game 2	Game 3	Game 4	Game 5
PANG Xue Jie	SGP	0	5	10	10		
ACHANTA Sharath	IND	3	11	12	12		
Duration		25min	6min	8min	9min		

Team Match No : MT31 Table : 1 Umpires : PATANE Mark (AUS) WILLIAMS Jackie (WAL)

Player Statistics	PANG Xue Jie (SGP)						ACHANTA Sharath (IND)					
	Game					Match	Game					Match
	1	2	3	4	5		1	2	3	4	5	
Points won	5	10	10			0	11	12	12			3
Biggest lead	-	4	4			4	6	2	2			6
Points won on own serve	4	6	8			18	7	7	9			23
Points lost on own serve	4	5	3			12	1	4	2			7
Most consecutive points won	3	4	3			4	4	4	3			4
Greatest deficit overcome	-	-	-			-	-	4	4			4
Handedness/Grip	/						Right/					

Game/Match Statistics	Game					Match
	1	2	3	4	5	
Longest rally (strokes)	8	12	12			12
Average rally	4	4	5			4

Game Progress

1	PANG Xue Jie (SGP)	0	*0	1	*2	4	*4	5	*5	5				
	ACHANTA Sharath (IND)	*0	2	*3	4	*4	6	*7	9	11				
2	PANG Xue Jie (SGP)	*0	1	*2	4	*6	6	*6	7	*8	10	*10	10	10
	ACHANTA Sharath (IND)	0	*1	2	*2	2	*4	6	*7	8	*8	10	*11	12
3	PANG Xue Jie (SGP)	0	*1	3	*4	6	*6	8	*8	9	*9	10	*10	10
	ACHANTA Sharath (IND)	*0	1	*1	2	*2	4	*4	6	*7	9	*10	11	12

NOTES

"*" denotes server. The "Greatest deficit overcome" only applies when the player ends up winning the game.



Detailed Team Match Results

England (ENG) 2 - 3 Nigeria (NGR)

Team Match No : MT32 Table : 1 Umpires : WHITAKER Jonathan (SCO) ROBERTS Averil (AUS)

Match 1			Match	Game 1	Game 2	Game 3	Game 4	Game 5
A	DRINKHALL Paul	ENG	3	12	11	11	11	11
X	TORIOLA Segun	NGR	2	14	9	7	13	7
Duration of Match 1			53min	12min	10min	7min	12min	9min

Match 2			Match	Game 1	Game 2	Game 3	Game 4	Game 5
B	PITCHFORD Liam	ENG	2	11	11	4	11	5
Y	ABIODUN Bode	NGR	3	8	9	11	13	11
Duration of Match 2			34min	5min	6min	4min	8min	8min

Match 3			Match	Game 1	Game 2	Game 3	Game 4	Game 5
C/A	WALKER S / DRINKHALL P	ENG	1	11	7	10	7	
Z/X	OMOTAYO O / TORIOLA S	NGR	3	2	11	12	11	
Duration of Match 3			28min	3min	5min	9min	8min	

Match 4			Match	Game 1	Game 2	Game 3	Game 4	Game 5
B	PITCHFORD Liam	ENG	3	9	11	11	9	11
Z	OMOTAYO Olajide	NGR	2	11	4	8	11	5
Duration of Match 4			31min	5min	4min	8min	6min	5min

Match 5			Match	Game 1	Game 2	Game 3	Game 4	Game 5
C	WALKER Samuel	ENG	2	11	9	9	11	8
Y	ABIODUN Bode	NGR	3	8	11	11	6	11
Duration of Match 5			39min	6min	7min	7min	6min	11min

Duration of Team Match	3h26min
------------------------	---------

Player Statistics	England (ENG)						Nigeria (NGR)					
	Match					Team Match	Match					Team Match
	1	2	3	4	5		1	2	3	4	5	
Points won	3	2	1	3	2	2	2	3	3	2	3	3
Biggest lead	4	4	9	7	5	9	4	7	6	3	7	7
Points won on own serve	33	22	16	27	26	124	28	28	15	21	25	117
Points lost on own serve	21	24	21	18	21	105	23	19	19	23	22	106
Most consecutive points won	4	4	5	6	5	6	3	8	5	4	7	8
Greatest deficit overcome	4	1	-	3	1	4	3	2	1	2	3	3

Match/Team Match Statistics	Match					Team Match
	1	2	3	4	5	
Longest rally (strokes)	13	13	8	11	13	13
Average rally	5	4	4	4	5	4

NOTES

The "Greatest deficit overcome" only applies when the player/pair ends up winning the game.

LEGEND

MT Men's Team No. Number



Detailed Team Match Results

England (ENG) 2 - 3 Nigeria (NGR)

Match 1: DRINKHALL Paul (ENG) 3-2 TORIOLA Segun (NGR)

Match Summary		Match	Game 1	Game 2	Game 3	Game 4	Game 5
DRINKHALL Paul	ENG	3	12	11	11	11	11
TORIOLA Segun	NGR	2	14	9	7	13	7
Duration		53min	12min	10min	7min	12min	9min

Team Match No : MT32 Table : 1 Umpires : WHITAKER Jonathan (SCO) ROBERTS Averil (AUS)

Player Statistics	DRINKHALL Paul (ENG)						TORIOLA Segun (NGR)					
	Game					Match	Game					Match
	1	2	3	4	5		1	2	3	4	5	
Points won	12	11	11	11	11	3	14	9	7	13	7	2
Biggest lead	1	2	4	3	4	4	3	4	1	2	-	4
Points won on own serve	7	8	8	4	6	33	8	7	5	5	3	28
Points lost on own serve	6	2	1	8	4	21	5	3	3	7	5	23
Most consecutive points won	3	4	3	3	2	4	3	3	2	3	3	3
Greatest deficit overcome	-	4	1	-	-	4	1	-	-	3	-	3
Handedness/Grip	Right/						Right/					

Game/Match Statistics	Game					Match
	1	2	3	4	5	
Longest rally (strokes)	13	8	8	11	10	13
Average rally	5	4	5	5	5	5

Game Progress

1	DRINKHALL Paul (ENG)	*0	1	*1	2	*3	4	*6	7	*8	9	*10	11	*11	12	*12	12	12
	TORIOLA Segun (NGR)	0	*1	3	*4	5	*6	6	*7	8	*9	10	*10	11	*11	12	*13	14
2	DRINKHALL Paul (ENG)	0	*0	1	*1	2	*4	6	*6	8	*9	11						
	TORIOLA Segun (NGR)	*0	2	*3	5	*6	6	*6	8	*8	9	9						
3	DRINKHALL Paul (ENG)	0	1	*2	4	*5	6	*7	9	*9	11							
	TORIOLA Segun (NGR)	0	*1	2	*2	3	*4	5	*5	7	7							
4	DRINKHALL Paul (ENG)	0	*1	2	*3	4	*6	7	*8	9	*10	10	*11	11	*11	11		
	TORIOLA Segun (NGR)	*0	1	*2	3	*4	4	*5	6	*7	8	*10	10	*11	12	13		
5	DRINKHALL Paul (ENG)	*0	2	*3	4	*5	5	*7	8	*9	11							
	TORIOLA Segun (NGR)	0	*0	1	*2	3	*5	5	*6	7	7							

NOTES

"*" denotes server. The "Greatest deficit overcome" only applies when the player ends up winning the game.



Detailed Team Match Results

England (ENG) 2 - 3 Nigeria (NGR)

Match 2: PITCHFORD Liam (ENG) 2-3 ABIODUN Bode (NGR)

Match Summary		Match	Game 1	Game 2	Game 3	Game 4	Game 5
PITCHFORD Liam	ENG	2	11	11	4	11	5
ABIODUN Bode	NGR	3	8	9	11	13	11
Duration		34min	5min	6min	4min	8min	8min

Team Match No : MT32 Table : 1 Umpires : WHITAKER Jonathan (SCO) ROBERTS Averil (AUS)

Player Statistics	PITCHFORD Liam (ENG)						ABIODUN Bode (NGR)					
	Game					Match	Game					Match
	1	2	3	4	5		1	2	3	4	5	
Points won	11	11	4	11	5	2	8	9	11	13	11	3
Biggest lead	3	4	-	2	2	4	1	1	7	2	6	7
Points won on own serve	5	6	3	6	2	22	4	5	7	7	5	28
Points lost on own serve	4	4	4	6	6	24	6	5	1	5	2	19
Most consecutive points won	2	4	1	4	3	4	2	3	3	3	8	8
Greatest deficit overcome	1	1	-	-	-	1	-	-	-	2	2	2
Handedness/Grip	Right/						Right/					

Game/Match Statistics	Game					Match
	1	2	3	4	5	
Longest rally (strokes)	9	13	8	8	11	13
Average rally	3	3	4	4	5	4

Game Progress

1	PITCHFORD Liam (ENG)	0	*1	2	*4	4	*5	7	*8	9	*10	11				
	ABIODUN Bode (NGR)	*0	1	*2	2	*4	5	*5	6	*7	8	8				
2	PITCHFORD Liam (ENG)	*0	2	*4	4	*5	6	*6	8	*8	9	11				
	ABIODUN Bode (NGR)	0	*0	0	*2	3	*4	6	*6	8	*9	9				
3	PITCHFORD Liam (ENG)	0	*0	1	*2	3	*3	4	*4	4						
	ABIODUN Bode (NGR)	*0	2	*3	4	*5	7	*8	10	11						
4	PITCHFORD Liam (ENG)	*0	1	*1	3	*5	6	*6	7	*8	9	*10	10	*11	11	11
	ABIODUN Bode (NGR)	0	*1	3	*3	3	*4	6	*7	8	*9	10	*11	11	*12	13
5	PITCHFORD Liam (ENG)	0	*2	2	*2	2	*2	4	*5	5						
	ABIODUN Bode (NGR)	0	0	*2	4	*6	8	*8	9	11						

NOTES

"*" denotes server. The "Greatest deficit overcome" only applies when the player ends up winning the game.



Detailed Team Match Results

England (ENG) 2 - 3 Nigeria (NGR)

Match 3: WALKER Samuel (ENG) 1-3 OMOTAYO Olajide (NGR)
DRINKHALL Paul TORIOLA Segun

Match Summary

		Match	Game 1	Game 2	Game 3	Game 4	Game 5
WALKER Samuel / DRINKHALL P	ENG	1	11	7	10	7	
OMOTAYO Olajide / TORIOLA S	NGR	3	2	11	12	11	
	Duration	28min	3min	5min	9min	8min	

Team Match No : MT32 Table : 1 Umpires : WHITAKER Jonathan (SCO) ROBERTS Averil (AUS)

Player Statistics	WALKER S / DRINKHALL P (ENG)						OMOTAYO O / TORIOLA S (NGR)					
	Game					Match	Game					Match
	1	2	3	4	5		1	2	3	4	5	
Points won	11	7	10	7		1	2	11	12	11		3
Biggest lead	9	-	1	1		9	-	6	5	4		6
Points won on own serve	5	3	4	4		16	1	4	5	5		15
Points lost on own serve	1	7	7	6		21	6	4	6	3		19
Most consecutive points won	5	3	5	2		5	1	4	4	5		5
Greatest deficit overcome	-	-	-	-		-	-	-	1	1		1
Handedness/Grip	Right/ - Right/						Right/ - Right/					

Game/Match Statistics	Game					Match
	1	2	3	4	5	
Longest rally (strokes)	4	5	8	8		8
Average rally	3	3	4	5		4

Game Progress

1	WALKER S / DRINKHALL P (ENG)	0	*2	4	*5	6	*8	10	11					
	OMOTAYO O / TORIOLA S (NGR)	*0	0	*0	1	*2	2	*2	2					
2	WALKER S / DRINKHALL P (ENG)	*0	1	*1	2	*2	2	*4	4	*6	7			
	OMOTAYO O / TORIOLA S (NGR)	0	*1	3	*4	6	*8	8	*10	10	11			
3	WALKER S / DRINKHALL P (ENG)	0	*1	1	*2	2	*3	4	*5	7	*9	10	*10	10
	OMOTAYO O / TORIOLA S (NGR)	*0	1	*3	4	*6	7	*8	9	*9	9	*10	11	12
4	WALKER S / DRINKHALL P (ENG)	*0	1	*2	3	*4	5	*6	6	*6	7			
	OMOTAYO O / TORIOLA S (NGR)	0	*1	2	*3	4	*5	6	*8	10	11			

NOTES

"*-." denotes first player of pair is server, "-*" denotes second player of pair is server. The "Greatest deficit overcome" only applies when the pair ends up winning the game.



Detailed Team Match Results

England (ENG) 2 - 3 Nigeria (NGR)

Match 4: PITCHFORD Liam (ENG) 3-2 OMOTAYO Olajide (NGR)

Match Summary

		Match	Game 1	Game 2	Game 3	Game 4	Game 5
PITCHFORD Liam	ENG	3	9	11	11	9	11
OMOTAYO Olajide	NGR	2	11	4	8	11	5
	Duration	31min	5min	4min	8min	6min	5min

Team Match No : MT32 Table : 1 Umpires : WHITAKER Jonathan (SCO) ROBERTS Averil (AUS)

Player Statistics	PITCHFORD Liam (ENG)						OMOTAYO Olajide (NGR)					
	Game					Match	Game					Match
	1	2	3	4	5		1	2	3	4	5	
Points won	9	11	11	9	11	3	11	4	8	11	5	2
Biggest lead	2	7	3	2	6	7	2	-	3	2	-	3
Points won on own serve	6	7	6	3	5	27	7	4	4	4	2	21
Points lost on own serve	4	0	4	7	3	18	3	4	5	5	6	23
Most consecutive points won	2	6	3	3	6	6	2	2	4	3	2	4
Greatest deficit overcome	-	-	3	-	-	3	2	-	-	2	-	2
Handedness/Grip	Right/						Right/					

Game/Match Statistics	Game					Match
	1	2	3	4	5	
Longest rally (strokes)	8	10	11	8	10	11
Average rally	4	4	4	4	4	4

Game Progress

1	PITCHFORD Liam (ENG)	*0	1	*2	4	*4	5	*6	7	*8	9	9
	OMOTAYO Olajide (NGR)	0	*1	2	*2	4	*5	6	*7	8	*9	11
2	PITCHFORD Liam (ENG)	0	*1	3	*3	5	*6	8	*10	11		
	OMOTAYO Olajide (NGR)	*0	1	*1	3	*3	4	*4	4	4		
3	PITCHFORD Liam (ENG)	*0	0	*2	3	*3	4	*5	7	*8	10	11
	OMOTAYO Olajide (NGR)	0	*2	2	*3	5	*6	7	*7	8	*8	8
4	PITCHFORD Liam (ENG)	0	*1	2	*2	3	*5	6	*8	8	*9	9
	OMOTAYO Olajide (NGR)	0	1	*2	4	*5	5	*6	6	*8	9	11
5	PITCHFORD Liam (ENG)	*0	2	*3	3	*4	5	*7	9	11		
	OMOTAYO Olajide (NGR)	0	*0	1	*3	4	*5	5	*5	5		

NOTES

"*" denotes server. The "Greatest deficit overcome" only applies when the player ends up winning the game.



Detailed Team Match Results

England (ENG) 2 - 3 Nigeria (NGR)

Match 5: WALKER Samuel (ENG) 2-3 ABIODUN Bode (NGR)

Match Summary		Match	Game 1	Game 2	Game 3	Game 4	Game 5
WALKER Samuel	ENG	2	11	9	9	11	8
ABIODUN Bode	NGR	3	8	11	11	6	11
Duration		39min	6min	7min	7min	6min	11min

Team Match No : MT32 Table : 1 Umpires : WHITAKER Jonathan (SCO) ROBERTS Averil (AUS)

Player Statistics	WALKER Samuel (ENG)						ABIODUN Bode (NGR)					
	Game					Match	Game					Match
	1	2	3	4	5		1	2	3	4	5	
Points won	11	9	9	11	8	2	8	11	11	6	11	3
Biggest lead	4	3	1	5	-	5	1	2	3	-	7	7
Points won on own serve	6	7	4	5	4	26	4	8	5	3	5	25
Points lost on own serve	4	3	6	3	5	21	5	2	5	6	4	22
Most consecutive points won	5	4	3	5	4	5	4	4	3	2	7	7
Greatest deficit overcome	1	-	-	-	-	1	-	3	1	-	-	3
Handedness/Grip	Right/						Right/					

Game/Match Statistics	Game					Match
	1	2	3	4	5	
Longest rally (strokes)	10	10	9	13	7	13
Average rally	5	5	4	5	4	5

Game Progress

1	WALKER Samuel (ENG)	*0	1	*2	4	*6	6	*6	8	*9	10	11
	ABIODUN Bode (NGR)	0	*1	2	*2	2	*4	6	*6	7	*8	8
2	WALKER Samuel (ENG)	0	*0	2	*3	5	*6	7	*7	9	*9	9
	ABIODUN Bode (NGR)	*0	2	*2	3	*3	4	*5	7	*7	9	11
3	WALKER Samuel (ENG)	*0	0	*1	3	*4	4	*6	7	*8	9	9
	ABIODUN Bode (NGR)	0	*2	3	*3	4	*6	6	*7	8	*9	11
4	WALKER Samuel (ENG)	0	*1	3	*5	6	*7	8	*9	10	11	
	ABIODUN Bode (NGR)	*0	1	*1	1	*2	3	*4	5	*6	6	
5	WALKER Samuel (ENG)	0	0	*0	0	*1	3	*4	5	*7	8	8
	ABIODUN Bode (NGR)	0	*2	4	*6	7	*7	8	*9	9	*10	11

NOTES

"*" denotes server. The "Greatest deficit overcome" only applies when the player ends up winning the game.



Detailed Team Match Results

England (ENG) 3 - 0 Singapore (SGP)

Team Match No : MT34 Table : 1 Umpires : GILLESPIE Stephen (AUS) HAKIMARA Marzieh (CAN)

Match 1			Match	Game 1	Game 2	Game 3	Game 4	Game 5
A	DRINKHALL Paul	ENG	3	13	11	11		
X	GAO Ning	SGP	0	11	5	9		
Duration of Match 1			30min	10min	7min	11min		

Match 2			Match	Game 1	Game 2	Game 3	Game 4	Game 5
B	PITCHFORD Liam	ENG	3	11	11	7	11	
Y	POH Shao Feng Ethan	SGP	1	9	7	11	3	
Duration of Match 2			28min	7min	7min	7min	5min	

Match 3			Match	Game 1	Game 2	Game 3	Game 4	Game 5
C/A	McBEATH D / DRINKHALL P	ENG	3	6	11	11	11	13
Z/Y	PANG XJ / POH SFE	SGP	2	11	13	4	9	11
Duration of Match 3			42min	5min	8min	5min	7min	13min

Duration of Team Match	1h49min
------------------------	---------

Player Statistics	England (ENG)					Team Match	Singapore (SGP)					Team Match
	Match						Match					
	1	2	3	4	5		1	2	3	4	5	
Points won	3	3	3			3	0	1	2			0
Biggest lead	6	8	7			8	1	5	5			5
Points won on own serve	19	22	22			63	14	19	21			54
Points lost on own serve	11	11	26			48	16	17	30			63
Most consecutive points won	5	5	5			5	3	8	6			8
Greatest deficit overcome	1	3	5			5	-	3	3			3

Match/Team Match Statistics	Match					Team Match
	1	2	3	4	5	
Longest rally (strokes)	15	11	8			15
Average rally	5	4	3			4

NOTES

The "Greatest deficit overcome" only applies when the player/pair ends up winning the game.

LEGEND

MT Men's Team No. Number



Detailed Team Match Results

England (ENG) 3 - 0 Singapore (SGP)

Match 1: DRINKHALL Paul (ENG) 3-0 GAO Ning (SGP)

Match Summary		Match	Game 1	Game 2	Game 3	Game 4	Game 5
DRINKHALL Paul	ENG	3	13	11	11		
GAO Ning	SGP	0	11	5	9		
Duration		30min	10min	7min	11min		

Team Match No : MT34 Table : 1 Umpires : GILLESPIE Stephen (AUS) HAKIMARA Marzieh (CAN)

Player Statistics	DRINKHALL Paul (ENG)						GAO Ning (SGP)					
	Game					Match	Game					Match
	1	2	3	4	5		1	2	3	4	5	
Points won	13	11	11			3	11	5	9			0
Biggest lead	5	6	4			6	1	-	-			1
Points won on own serve	7	5	7			19	6	2	6			14
Points lost on own serve	5	3	3			11	6	6	4			16
Most consecutive points won	3	5	4			5	3	1	3			3
Greatest deficit overcome	1	-	-			1	-	-	-			-
Handedness/Grip	Right/						/					

Game/Match Statistics	Game					Match
	1	2	3	4	5	
Longest rally (strokes)	15	11	13			15
Average rally	5	6	5			5

Game Progress

1	DRINKHALL Paul (ENG)	0	*2	3	*4	6	*7	8	*8	9	*10	10	*10	11	*12	13
	GAO Ning (SGP)	*0	0	*1	2	*2	3	*4	6	*7	8	*10	11	*11	11	11
2	DRINKHALL Paul (ENG)	*0	1	*2	3	*5	6	*7	9	11						
	GAO Ning (SGP)	0	*1	2	*3	3	*4	5	*5	5						
3	DRINKHALL Paul (ENG)	0	*2	4	*4	5	*6	7	*8	9	*9	11				
	GAO Ning (SGP)	*0	0	*0	2	*3	4	*5	6	*7	9	9				

NOTES

"*" denotes server. The "Greatest deficit overcome" only applies when the player ends up winning the game.



Detailed Team Match Results

England (ENG) 3 - 0 Singapore (SGP)

Match 2: PITCHFORD Liam (ENG) 3-1 POH Shao Feng Ethan (SGP)

Match Summary		Match	Game 1	Game 2	Game 3	Game 4	Game 5
PITCHFORD Liam	ENG	3	11	11	7	11	
POH Shao Feng Ethan	SGP	1	9	7	11	3	
Duration		28min	7min	7min	7min	5min	

Team Match No : MT34 Table : 1 Umpires : GILLESPIE Stephen (AUS) HAKIMARA Marzieh (CAN)

Player Statistics	PITCHFORD Liam (ENG)						POH Shao Feng Ethan (SGP)					
	Game					Match	Game					Match
	1	2	3	4	5		1	2	3	4	5	
Points won	11	11	7	11		3	9	7	11	3		1
Biggest lead	2	4	3	8		8	3	-	5	-		5
Points won on own serve	7	6	4	5		22	6	5	6	2		19
Points lost on own serve	3	2	5	1		11	4	5	2	6		17
Most consecutive points won	4	3	2	5		5	4	3	8	2		8
Greatest deficit overcome	3	-	-	-		3	-	-	3	-		3
Handedness/Grip	Right/						/					

Game/Match Statistics	Game					Match
	1	2	3	4	5	
Longest rally (strokes)	6	9	4	11		11
Average rally	4	4	3	5		4

Game Progress

1	PITCHFORD Liam (ENG)	*0	1	*1	2	*3	4	*6	8	*8	10	11
	POH Shao Feng Ethan (SGP)	0	*1	3	*4	5	*6	6	*6	8	*8	9
2	PITCHFORD Liam (ENG)	0	*2	3	*3	5	*6	8	*8	9	11	
	POH Shao Feng Ethan (SGP)	*0	0	*1	3	*3	4	*4	6	*7	7	
3	PITCHFORD Liam (ENG)	0	2	*3	4	*4	4	*4	5	*6	7	
	POH Shao Feng Ethan (SGP)	0	*0	1	*2	4	*6	8	*9	10	11	
4	PITCHFORD Liam (ENG)	0	*2	3	*5	7	*7	9	11			
	POH Shao Feng Ethan (SGP)	*0	0	*1	1	*1	3	*3	3			

NOTES

"*" denotes server. The "Greatest deficit overcome" only applies when the player ends up winning the game.



Detailed Team Match Results

England (ENG) 3 - 0 Singapore (SGP)

Match 3: **McBEATH David (ENG)** 3-2 **PANG Xue Jie (SGP)**
DRINKHALL Paul **POH Shao Feng Ethan**

Match Summary

		Match	Game 1	Game 2	Game 3	Game 4	Game 5
McBEATH David / DRINKHALL P	ENG	3	6	11	11	11	13
PANG Xue Jie / POH SFE	SGP	2	11	13	4	9	11
	Duration	42min	5min	8min	5min	7min	13min

Team Match No : MT34 Table : 1 Umpires : GILLESPIE Stephen (AUS) HAKIMARA Marzieh (CAN)

Player Statistics	McBEATH D / DRINKHALL P (ENG)						PANG XJ / POH SFE (SGP)					
	Game					Match	Game					Match
	1	2	3	4	5		1	2	3	4	5	
Points won	6	11	11	11	13	3	11	13	4	9	11	2
Biggest lead	2	3	7	2	2	7	5	2	-	2	5	5
Points won on own serve	2	5	4	5	6	22	5	6	1	4	5	21
Points lost on own serve	6	7	3	4	6	26	4	6	7	6	7	30
Most consecutive points won	3	3	4	4	5	5	6	3	1	2	4	6
Greatest deficit overcome	-	-	-	2	5	5	2	3	-	-	-	3
Handedness/Grip	Right/ - Right/						/ - /					

Game/Match Statistics	Game					Match
	1	2	3	4	5	
Longest rally (strokes)	6	5	5	6	8	8
Average rally	3	3	3	3	4	3

Game Progress

1	McBEATH D / DRINKHALL P (ENG)	0	*-2	2	*-2	2	*-4	5	*-5	6	6					
	PANG XJ / POH SFE (SGP)	*-0	0	*-2	4	*-6	6	*-7	9	*-10	11					
2	McBEATH D / DRINKHALL P (ENG)	*-0	1	*-3	4	*-5	6	*-7	8	*-9	9	*-10	11	*-11	11	11
	PANG XJ / POH SFE (SGP)	0	*-1	1	*-2	3	*-4	5	*-6	7	*-9	10	*-10	11	*-12	13
3	McBEATH D / DRINKHALL P (ENG)	0	*-2	3	*-5	6	*-8	9	*-10	11						
	PANG XJ / POH SFE (SGP)	*-0	0	*-1	1	*-2	2	*-3	4	4						
4	McBEATH D / DRINKHALL P (ENG)	0	0	*-1	3	*-3	5	*-7	8	*-9	9	11				
	PANG XJ / POH SFE (SGP)	0	*-2	3	*-3	5	*-5	5	*-6	7	*-9	9				
5	McBEATH D / DRINKHALL P (ENG)	0	*-1	1	*-1	3	*-4	4	*-5	6	*-8	10	*-11	11	*-12	13
	PANG XJ / POH SFE (SGP)	*-0	1	*-3	5	*-5	6	*-8	9	*-10	10	*-10	10	*-11	11	11

NOTES

"*-." denotes first player of pair is server, "-*" denotes second player of pair is server. The "Greatest deficit overcome" only applies when the pair ends up winning the game.



Detailed Team Match Results

India (IND) 3 - 0 Nigeria (NGR)

Team Match No : MT33 Table : 1 Umpires : HOPKINS Alan (AUS) ABDULLAH Diana (MAS)

Match 1			Match	Game 1	Game 2	Game 3	Game 4	Game 5
A	ACHANTA Sharath	IND	3	4	11	11	11	
X	ABIODUN Bode	NGR	1	11	5	4	9	
Duration of Match 1			27min	5min	5min	6min	9min	

Match 2			Match	Game 1	Game 2	Game 3	Game 4	Game 5
B	GNANASEKARAN Sathiyam	IND	3	10	11	11	11	
Y	TORIOLA Segun	NGR	1	12	3	3	4	
Duration of Match 2			24min	7min	4min	5min	6min	

Match 3			Match	Game 1	Game 2	Game 3	Game 4	Game 5
C/B	DESAI H / G. SATHIYAN	IND	3	11	11	11		
Z/X	OMOTAYO O / ABIODUN B	NGR	0	8	5	3		
Duration of Match 3			15min	5min	5min	4min		

Duration of Team Match	1h20min
------------------------	---------

Player Statistics	India (IND)					Team Match	Nigeria (NGR)					Team Match
	Match						Match					
	1	2	3	4	5		1	2	3	4	5	
Points won	3	3	3			3	1	1	0			0
Biggest lead	7	8	8			8	7	3	2			7
Points won on own serve	20	22	16			58	15	12	9			36
Points lost on own serve	14	10	6			30	17	20	16			53
Most consecutive points won	5	7	10			10	3	6	3			6
Greatest deficit overcome	-	-	2			2	-	4	-			4

Match/Team Match Statistics	Match					Team Match
	1	2	3	4	5	
Longest rally (strokes)	13	24	9			24
Average rally	5	5	4			5

NOTES

The "Greatest deficit overcome" only applies when the player/pair ends up winning the game.

LEGEND

MT Men's Team No. Number



Detailed Team Match Results

India (IND) 3 - 0 Nigeria (NGR)

Match 1: **ACHANTA Sharath (IND)** 3-1 **ABIODUN Bode (NGR)**

Match Summary		Match	Game 1	Game 2	Game 3	Game 4	Game 5
ACHANTA Sharath	IND	3	4	11	11	11	
ABIODUN Bode	NGR	1	11	5	4	9	
Duration		27min	5min	5min	6min	9min	

Team Match No : MT33 Table : 1 Umpires : HOPKINS Alan (AUS) ABDULLAH Diana (MAS)

Player Statistics	ACHANTA Sharath (IND)						ABIODUN Bode (NGR)					
	Game					Match	Game					Match
	1	2	3	4	5		1	2	3	4	5	
Points won	4	11	11	11		3	11	5	4	9		1
Biggest lead	-	6	7	3		7	7	-	-	-		7
Points won on own serve	4	4	6	6		20	7	1	2	5		15
Points lost on own serve	4	4	2	4		14	0	7	5	5		17
Most consecutive points won	1	5	4	3		5	3	2	2	2		3
Greatest deficit overcome	-	-	-	-		-	-	-	-	-		-
Handedness/Grip	Right/						Right/					

Game/Match Statistics	Game					Match
	1	2	3	4	5	
Longest rally (strokes)	10	7	11	13		13
Average rally	5	4	6	5		5

Game Progress

1	ACHANTA Sharath (IND)	*0	1	*1	2	*2	3	*3	4	4		
	ABIODUN Bode (NGR)	0	*1	3	*4	6	*7	9	*10	11		
2	ACHANTA Sharath (IND)	0	*2	3	*5	5	*6	7	*9	11		
	ABIODUN Bode (NGR)	*0	0	*1	1	*3	4	*5	5	5		
3	ACHANTA Sharath (IND)	*0	1	*3	5	*6	7	*8	10	11		
	ABIODUN Bode (NGR)	0	*1	1	*1	2	*3	4	*4	4		
4	ACHANTA Sharath (IND)	0	*1	2	*3	4	*5	7	*8	9	*10	11
	ABIODUN Bode (NGR)	*0	1	*2	3	*4	5	*5	6	*7	8	9

NOTES

"*" denotes server. The "Greatest deficit overcome" only applies when the player ends up winning the game.



Detailed Team Match Results

India (IND) 3 - 0 Nigeria (NGR)

Match 2: **GNANASEKARAN Sathiyam (IND)** 3-1 **TORIOLA Segun (NGR)**

Match Summary		Match	Game 1	Game 2	Game 3	Game 4	Game 5
GNANASEKARAN Sathiyam	IND	3	10	11	11	11	
TORIOLA Segun	NGR	1	12	3	3	4	
Duration		24min	7min	4min	5min	6min	

Team Match No : MT33 Table : 1 Umpires : HOPKINS Alan (AUS) ABDULLAH Diana (MAS)

Player Statistics	GNANASEKARAN Sathiyam (IND)						TORIOLA Segun (NGR)					
	Game					Match	Game					Match
	1	2	3	4	5		1	2	3	4	5	
Points won	10	11	11	11		3	12	3	3	4		1
Biggest lead	4	8	8	7		8	3	-	-	-		3
Points won on own serve	5	7	5	5		22	6	2	2	2		12
Points lost on own serve	6	1	1	2		10	5	4	6	5		20
Most consecutive points won	7	6	4	5		7	6	1	1	1		6
Greatest deficit overcome	-	-	-	-		-	4	-	-	-		4
Handedness/Grip	Right/						Right/					

Game/Match Statistics	Game					Match
	1	2	3	4	5	
Longest rally (strokes)	10	6	17	24		24
Average rally	4	4	6	6		5

Game Progress

1	GNANASEKARAN Sathiyam (IND)	0	*1	1	*2	3	*4	6	*8	10	*10	10	*10	10
	TORIOLA Segun (NGR)	*0	1	*3	4	*5	6	*6	6	*6	8	*10	11	12
2	GNANASEKARAN Sathiyam (IND)	*0	2	*3	4	*6	8	*9	11					
	TORIOLA Segun (NGR)	0	*0	1	*2	2	*2	3	3					
3	GNANASEKARAN Sathiyam (IND)	0	*2	3	*4	6	*7	9	11					
	TORIOLA Segun (NGR)	*0	0	*1	2	*2	3	*3	3					
4	GNANASEKARAN Sathiyam (IND)	0	2	*4	5	*6	7	*8	10	11				
	TORIOLA Segun (NGR)	0	*0	0	*1	2	*3	4	*4	4				

NOTES

"*" denotes server. The "Greatest deficit overcome" only applies when the player ends up winning the game.



Detailed Team Match Results

India (IND) 3 - 0 Nigeria (NGR)

Match 3: **DESAI Harmeet (IND)** 3-0 **OMOTAYO Olajide (NGR)**
GNANASEKARAN Sathiyar **ABIODUN Bode**

Match Summary

		Match	Game 1	Game 2	Game 3	Game 4	Game 5
DESAI Harmeet / G. SATHIYAN	IND	3	11	11	11		
OMOTAYO Olajide / ABIODUN B	NGR	0	8	5	3		
	Duration	15min	5min	5min	4min		

Team Match No : MT33 Table : 1 Umpires : HOPKINS Alan (AUS) ABDULLAH Diana (MAS)

Player Statistics	DESAI H / G. SATHIYAN (IND)						OMOTAYO O / ABIODUN B (NGR)					
	Game					Match	Game					Match
	1	2	3	4	5		1	2	3	4	5	
Points won	11	11	11			3	8	5	3			0
Biggest lead	5	6	8			8	-	-	2			2
Points won on own serve	6	6	4			16	5	3	1			9
Points lost on own serve	2	2	2			6	4	5	7			16
Most consecutive points won	4	4	10			10	2	3	3			3
Greatest deficit overcome	-	-	2			2	-	-	-			-
Handedness/Grip	Right/ - Right/						Right/ - Right/					

Game/Match Statistics	Game					Match
	1	2	3	4	5	
Longest rally (strokes)	8	9	8			9
Average rally	4	4	4			4

Game Progress

1	DESAI H / G. SATHIYAN (IND)	0	2	4	*-5	6	*-7	8	*-8	10	11	11
	OMOTAYO O / ABIODUN B (NGR)	0	*-0	*-0	1	*-2	3	*-4	6	*-6	7	8
2	DESAI H / G. SATHIYAN (IND)	*-0	2	*-3	4	*-6	8	*-8	9	11		
	OMOTAYO O / ABIODUN B (NGR)	0	*-0	1	*-2	2	*-2	4	*-5	5		
3	DESAI H / G. SATHIYAN (IND)	0	*-1	1	*-3	5	*-7	9	11			
	OMOTAYO O / ABIODUN B (NGR)	*-0	1	*-3	3	*-3	3	*-3	3			

NOTES

"*-." denotes first player of pair is server, "-*" denotes second player of pair is server. The "Greatest deficit overcome" only applies when the pair ends up winning the game.



Entry List by Event

REVISED
7 APR 16:53

As of SAT 7 APR 2018

CGA	Name	Date of Birth
AUS - Australia	BROMLEY Michelle	24 DEC 1987
	FENG Tracy	23 MAR 1988
	LAY Jian Fang	6 MAR 1973
	MIAO Miao	14 JAN 1981
	TAPPER Melissa	1 MAR 1990
CAN - Canada	COTE Alicia	14 DEC 1999
	YEUNG Justina	17 JUL 1999
	ZHANG Mo	17 JAN 1989
ENG - England	HO Tin-Tin	3 SEP 1998
	PAYET Denise	6 JUL 2001
	SIBLEY Kelly	21 MAY 1988
	TSAPTSINOS Maria	21 JUL 1997
FIJ - Fiji	LI Xuan	28 MAR 1994
	YEE Grace	1 MAY 2002
	YEE Sally	10 APR 2001
GUY - Guyana	CUMMINGS Natalie	13 APR 1989
	GREAVES Priscilla	19 JUN 1999
	LOWE Trenace	10 MAR 1991
IND - India	BATRA Manika	15 JUN 1995
	DAS Mouma	24 FEB 1984
	MUKHERJEE Sutirtha	10 OCT 1995
	PATKAR Madhurika	10 APR 1987
	SAHASRABUDHE Pooja	13 SEP 1991
MAS - Malaysia	CHANG Li Sian Alice	19 OCT 2000
	HO Ying	9 MAY 1995
	LYNE Karen	2 AUG 2002
	TEE Ai Xin	1 JAN 2001
MRI - Mauritius	HO WAN KAU Elodie	24 JUL 1998
	KINOO Ruqayyah	21 MAY 1999
	RAMASAWMY Sanjana Alix	21 AUG 1993
SGP - Singapore	FENG Tianwei	31 AUG 1986
	LIN Ye	1 FEB 1996
	YU Mengyu	18 AUG 1989
	ZHANG Wanling	8 FEB 2000
	ZHOU Yihan	30 JAN 1994



Entry List by Event

REVISED
7 APR 16:53

As of SAT 7 APR 2018

CGA	Name	Date of Birth
SRI - Sri Lanka	KAPUGEEKIYANA Hansani	23 MAY 2000
	MADURANGI Ishara	27 MAY 1990
	WARUSAWITHANA Erandi	6 JAN 1995
VAN - Vanuatu	LULU Anolyn	3 JAN 1979
	QWEA Stephanie	16 APR 1994
	TOMMY Priscilla	23 MAY 1989
WAL - Wales	CAREY Charlotte	11 JUN 1996
	HURSEY Anna	22 JUN 2006
	THOMAS Chloe	23 APR 1994

Women's entry Ishara MANNIKU BADU (SRI) name changed to Ishara MADURANG.



Draw

GROUP 1

Name	CGA	SGP	FIJ	MAS	Match Points	Rk
Singapore	SGP		3:0 (3:0, 3:0, 3:1)	3:0 (3:0, 3:0, 3:0)	4	1
Fiji	FIJ	0:3 (0:3, 0:3, 1:3)		6 APR 9:30 WT9	1	2
Malaysia	MAS	0:3 (0:3, 0:3, 0:3)	6 APR 9:30 WT9		1	3

GROUP 2

Name	CGA	IND	WAL	SRI	Match Points	Rk
India	IND		3:1 (3:1, 3:0, 2:3, 3:0)	3:0 (3:0, 3:0, 3:0)	4	1
Wales	WAL	1:3 (1:3, 0:3, 3:2, 0:3)		6 APR 9:30 WT10	1	2
Sri Lanka	SRI	0:3 (0:3, 0:3, 0:3)	6 APR 9:30 WT10		1	3

GROUP 3

Name	CGA	AUS	CAN	MRI	Match Points	Rk
Australia	AUS		3:1 (3:2, 2:3, 3:0, 3:2)	3:0 (3:0, 3:0, 3:0)	4	1
Canada	CAN	1:3 (2:3, 3:2, 0:3, 2:3)		6 APR 9:30 WT11	1	2
Mauritius	MRI	0:3 (0:3, 0:3, 0:3)	6 APR 9:30 WT11		1	3

GROUP 4

Name	CGA	ENG	VAN	GUY	Match Points	Rk
England	ENG		3:0 (3:0, 3:0, 3:0)	3:0 (3:0, 3:0, 3:0)	4	1
Vanuatu	VAN	0:3 (0:3, 0:3, 0:3)		6 APR 9:30 WT12	1	2
Guyana	GUY	0:3 (0:3, 0:3, 0:3)	6 APR 9:30 WT12		1	3

LEGEND

Rk Rank WT Women's Team



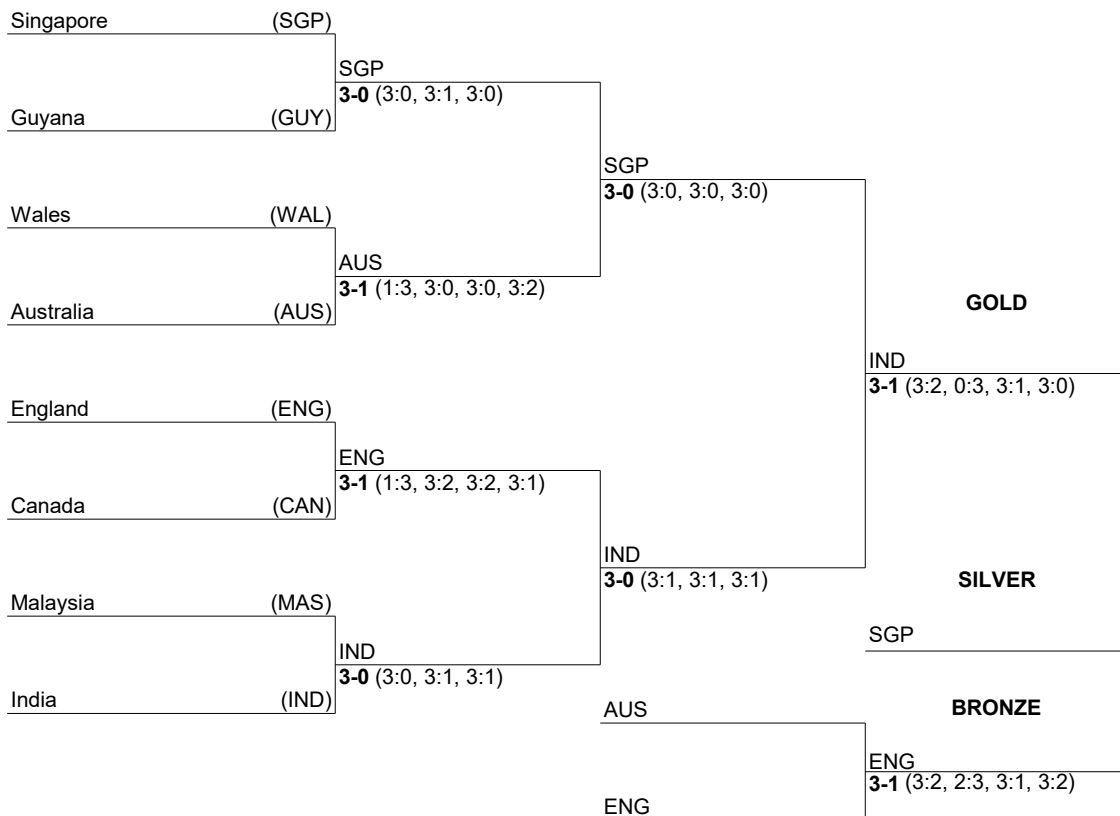
Draw

QUALIFIED FROM GROUPS				
Group	Rk	Name	CGA	Match Points
1	1	Singapore	SGP	4
2	1	India	IND	4
3	1	Australia	AUS	4
4	1	England	ENG	4
1	2	Malaysia	MAS	3
2	2	Wales	WAL	3
3	2	Canada	CAN	3
4	2	Guyana	GUY	3

Quarterfinals

Semifinals

Finals



Final Ranking

Rank	Team
1	IND
2	SGP
3	ENG
4	AUS
5	CAN
5	GUY
5	MAS
5	WAL



Detailed Team Match Results

Malaysia (MAS) 0 - 3 Singapore (SGP)

Team Match No : WT1 Table : 1 Umpires : HOPKINS Alan (AUS) ANS Erica (CAN)

Match 1			Match	Game 1	Game 2	Game 3	Game 4	Game 5
A	HO Ying	MAS	0	3	3	6		
X	FENG Tianwei	SGP	3	11	11	11		
Duration of Match 1			17min	5min	5min	7min		

Match 2			Match	Game 1	Game 2	Game 3	Game 4	Game 5
B	CHANG Li Sian Alice	MAS	0	4	10	10		
Y	YU Mengyu	SGP	3	11	12	12		
Duration of Match 2			26min	6min	10min	10min		

Match 3			Match	Game 1	Game 2	Game 3	Game 4	Game 5
C/A	LYNE K / HO Y	MAS	0	6	5	11		
Z/Y	ZHOU Y / YU M	SGP	3	11	11	13		
Duration of Match 3			21min	5min	5min	6min		

Duration of Team Match	21min
------------------------	-------

Player Statistics	Malaysia (MAS)					Team Match	Singapore (SGP)					Team Match
	Match						Match					
	1	2	3	4	5		1	2	3	4	5	
Points won	0	0	0			0	3	3	3			3
Biggest lead	2	3	5			5	8	7	7			8
Points won on own serve	6	12	9			27	18	17	16			51
Points lost on own serve	15	16	19			50	4	12	12			28
Most consecutive points won	2	5	3			5	9	8	6			9
Greatest deficit overcome	-	-	-			-	2	3	5			5

Match/Team Match Statistics	Match					Team Match
	1	2	3	4	5	
Longest rally (strokes)	7	16	7			16
Average rally	3	6	4			4

NOTES

The "Greatest deficit overcome" only applies when the player/pair ends up winning the game.

LEGEND

No. Number WT Women's Team



Detailed Team Match Results

Malaysia (MAS) 0 - 3 Singapore (SGP)

Match 1: HO Ying (MAS) 0-3 FENG Tianwei (SGP)

Match Summary		Match	Game 1	Game 2	Game 3	Game 4	Game 5
HO Ying	MAS	0	3	3	6		
FENG Tianwei	SGP	3	11	11	11		
Duration		17min	5min	5min	7min		

Team Match No : WT1 Table : 1 Umpires : HOPKINS Alan (AUS) ANS Erica (CAN)

Player Statistics	HO Ying (MAS)						FENG Tianwei (SGP)					
	Game					Match	Game					Match
	1	2	3	4	5		1	2	3	4	5	
Points won	3	3	6			0	11	11	11			3
Biggest lead	-	2	1			2	8	8	5			8
Points won on own serve	1	1	4			6	6	5	7			18
Points lost on own serve	5	6	4			15	2	1	1			4
Most consecutive points won	2	2	2			2	5	9	3			9
Greatest deficit overcome	-	-	-			-	-	2	1			2
Handedness/Grip	Right/						/					

Game/Match Statistics	Game					Match
	1	2	3	4	5	
Longest rally (strokes)	7	6	6			7
Average rally	3	3	4			3

Game Progress

1	HO Ying (MAS)	0	*0	0	*1	2	*3	3	3		
	FENG Tianwei (SGP)	*0	2	*4	5	*6	7	*9	11		
2	HO Ying (MAS)	0	2	*2	2	*2	2	*3	3		
	FENG Tianwei (SGP)	0	*0	2	*4	6	*8	9	11		
3	HO Ying (MAS)	0	*1	1	*2	4	*4	5	*5	6	6
	FENG Tianwei (SGP)	0	1	*3	4	*4	6	*7	9	*10	11

NOTES

"*" denotes server. The "Greatest deficit overcome" only applies when the player ends up winning the game.



Detailed Team Match Results

Malaysia (MAS) 0 - 3 Singapore (SGP)

Match 2: CHANG Li Sian Alice (MAS) 0-3 YU Mengyu (SGP)

Match Summary		Match	Game 1	Game 2	Game 3	Game 4	Game 5
CHANG Li Sian Alice	MAS	0	4	10	10		
YU Mengyu	SGP	3	11	12	12		
Duration		26min	6min	10min	10min		

Team Match No : WT1 Table : 1 Umpires : HOPKINS Alan (AUS) ANS Erica (CAN)

Player Statistics	CHANG Li Sian Alice (MAS)						YU Mengyu (SGP)					
	Game					Match	Game					Match
	1	2	3	4	5		1	2	3	4	5	
Points won	4	10	10			0	11	12	12			3
Biggest lead	2	3	1			3	7	2	3			7
Points won on own serve	1	5	6			12	5	6	6			17
Points lost on own serve	6	5	5			16	3	5	4			12
Most consecutive points won	2	5	3			5	8	4	3			8
Greatest deficit overcome	-	-	-			-	2	3	1			3
Handedness/Grip	Right/						/					

Game/Match Statistics	Game					Match
	1	2	3	4	5	
Longest rally (strokes)	11	16	16			16
Average rally	4	6	7			6

Game Progress

1	CHANG Li Sian Alice (MAS)	0	*2	3	*3	3	*3	3	*4	4				
	YU Mengyu (SGP)	*0	0	*1	3	*5	7	*9	10	11				
2	CHANG Li Sian Alice (MAS)	0	1	*2	3	*3	5	*7	8	*9	9	*10	10	10
	YU Mengyu (SGP)	0	*1	2	*3	5	*5	5	*6	7	*9	10	*11	12
3	CHANG Li Sian Alice (MAS)	0	*0	1	*2	3	*5	6	*6	8	*9	10	*10	10
	YU Mengyu (SGP)	0	2	*3	4	*5	5	*6	8	*8	9	*10	11	12

NOTES

"*" denotes server. The "Greatest deficit overcome" only applies when the player ends up winning the game.



Detailed Team Match Results

Malaysia (MAS) 0 - 3 Singapore (SGP)

Match 3: LYNE Karen (MAS) 0-3 ZHOU Yihan (SGP)
HO Ying YU Mengyu

Match Summary

		Match	Game 1	Game 2	Game 3	Game 4	Game 5
LYNE Karen / HO Y	MAS	0	6	5	11		
ZHOU Yihan / YU M	SGP	3	11	11	13		
	Duration	21min	5min	5min	6min		

Team Match No : WT1 Table : 1 Umpires : HOPKINS Alan (AUS) ANS Erica (CAN)

Player Statistics	LYNE K / HO Y (MAS)						ZHOU Y / YU M (SGP)					
	Game					Match	Game					Match
	1	2	3	4	5		1	2	3	4	5	
Points won	6	5	11			0	11	11	13			3
Biggest lead	-	-	5			5	6	7	2			7
Points won on own serve	2	2	5			9	4	5	7			16
Points lost on own serve	7	6	6			19	4	3	5			12
Most consecutive points won	2	3	3			3	5	6	5			6
Greatest deficit overcome	-	-	-			-	-	-	5			5
Handedness/Grip	Left/ - Right/						/ - /					

Game/Match Statistics	Game					Match
	1	2	3	4	5	
Longest rally (strokes)	7	6	7			7
Average rally	3	4	4			4

Game Progress

1	LYNE K / HO Y (MAS)	*-0	0	*-0	1	*-2	2	*-4	5	*-6	6					
	ZHOU Y / YU M (SGP)	0	*-2	4	*-5	6	*-8	8	*-9	10	11					
2	LYNE K / HO Y (MAS)	0	*-0	1	*-2	2	*-2	3	*-5	5						
	ZHOU Y / YU M (SGP)	*-0	2	*-3	4	*-6	8	*-9	9	11						
3	LYNE K / HO Y (MAS)	0	1	*-3	4	*-5	7	*-8	9	*-10	10	*-10	11	*-11	11	11
	ZHOU Y / YU M (SGP)	0	*-1	1	*-2	3	*-3	4	*-5	6	*-8	10	*-10	11	*-12	13

NOTES

"*-." denotes first player of pair is server, "-*" denotes second player of pair is server. The "Greatest deficit overcome" only applies when the pair ends up winning the game.



Detailed Team Match Results

Singapore (SGP) 3 - 0 Fiji (FIJ)

Team Match No : WT8 Table : 5 Umpires : MACKEY John (ENG) McMULLAN John (AUS)

Match 1			Match	Game 1	Game 2	Game 3	Game 4	Game 5
A	ZHOU Yihan	SGP	3	11	11	11		
X	YEE Grace	FIJ	0	2	3	3		
Duration of Match 1			15min	6min	4min	4min		

Match 2			Match	Game 1	Game 2	Game 3	Game 4	Game 5
B	ZHANG Wanling	SGP	3	11	11	11		
Y	YEE Sally	FIJ	0	2	6	1		
Duration of Match 2			11min	3min	4min	3min		

Match 3			Match	Game 1	Game 2	Game 3	Game 4	Game 5
C/B	LIN Y / ZHANG W	SGP	3	11	7	11	11	
Z/Y	LI X / YEE S	FIJ	1	3	11	1	6	
Duration of Match 3			18min	3min	5min	3min	5min	

Duration of Team Match	18min
------------------------	-------

Player Statistics	Singapore (SGP)					Team Match	Fiji (FIJ)					Team Match
	Match						Match					
	1	2	3	4	5		1	2	3	4	5	
Points won	3	3	3			3	0	0	1			0
Biggest lead	9	10	10			10	2	-	4			4
Points won on own serve	16	17	20			53	4	5	10			19
Points lost on own serve	3	4	11			18	16	16	19			51
Most consecutive points won	7	6	10			10	2	2	3			3
Greatest deficit overcome	2	-	-			2	-	-	-			-

Match/Team Match Statistics	Match					Team Match
	1	2	3	4	5	
Longest rally (strokes)	12	7	7			12
Average rally	4	3	3			3

NOTES

The "Greatest deficit overcome" only applies when the player/pair ends up winning the game.

LEGEND

No. Number WT Women's Team



Detailed Team Match Results

Singapore (SGP) 3 - 0 Fiji (FIJ)

Match 1: ZHOU Yihan (SGP) 3-0 YEE Grace (FIJ)

Match Summary		Match	Game 1	Game 2	Game 3	Game 4	Game 5
ZHOU Yihan	SGP	3	11	11	11		
YEE Grace	FIJ	0	2	3	3		
Duration		15min	6min	4min	4min		

Team Match No : WT8 Table : 5 Umpires : MACKEY John (ENG) McMULLAN John (AUS)

Player Statistics	ZHOU Yihan (SGP)						YEE Grace (FIJ)					
	Game					Match	Game					Match
	1	2	3	4	5		1	2	3	4	5	
Points won	11	11	11			3	2	3	3			0
Biggest lead	9	8	8			9	-	-	2			2
Points won on own serve	5	6	5			16	1	2	1			4
Points lost on own serve	1	1	1			3	6	4	6			16
Most consecutive points won	7	5	6			7	1	2	2			2
Greatest deficit overcome	-	-	2			2	-	-	-			-
Handedness/Grip	/						Right/					

Game/Match Statistics	Game					Match
	1	2	3	4	5	
Longest rally (strokes)	5	7	12			12
Average rally	3	4	5			4

Game Progress

1	ZHOU Yihan (SGP)	0	*2	4	*6	7	*8	10	11
	YEE Grace (FIJ)	*0	0	*0	0	*1	2	*2	2
2	ZHOU Yihan (SGP)	0	2	*3	4	*6	8	*9	11
	YEE Grace (FIJ)	0	*0	1	*2	2	*2	3	3
3	ZHOU Yihan (SGP)	0	*0	2	*4	5	*7	9	11
	YEE Grace (FIJ)	0	2	*2	2	*3	3	*3	3

NOTES

"*" denotes server. The "Greatest deficit overcome" only applies when the player ends up winning the game.



Detailed Team Match Results

Singapore (SGP) 3 - 0 Fiji (FIJ)

Match 2: ZHANG Wanling (SGP) 3-0 YEE Sally (FIJ)

Match Summary		Match	Game 1	Game 2	Game 3	Game 4	Game 5
ZHANG Wanling	SGP	3	11	11	11		
YEE Sally	FIJ	0	2	6	1		
Duration		11min	3min	4min	3min		

Team Match No : WT8 Table : 5 Umpires : MACKEY John (ENG) McMULLAN John (AUS)

Player Statistics	ZHANG Wanling (SGP)						YEE Sally (FIJ)					
	Game					Match	Game					Match
	1	2	3	4	5		1	2	3	4	5	
Points won	11	11	11			3	2	6	1			0
Biggest lead	9	5	10			10	-	-	-			-
Points won on own serve	6	5	6			17	1	3	1			5
Points lost on own serve	1	3	0			4	5	6	5			16
Most consecutive points won	5	5	6			6	1	2	1			2
Greatest deficit overcome	-	-	-			-	-	-	-			-
Handedness/Grip	/						Right/					

Game/Match Statistics	Game					Match
	1	2	3	4	5	
Longest rally (strokes)	7	7	5			7
Average rally	3	2	4			3

Game Progress

1	ZHANG Wanling (SGP)	*0	2	*4	5	*7	9	*10	11		
	YEE Sally (FIJ)	0	*0	0	*1	1	*1	2	2		
2	ZHANG Wanling (SGP)	0	*1	3	*5	6	*7	8	*9	10	11
	YEE Sally (FIJ)	*0	1	*1	1	*2	3	*4	5	*6	6
3	ZHANG Wanling (SGP)	*0	2	*4	6	*7	9	11			
	YEE Sally (FIJ)	0	*0	0	*0	1	*1	1			

NOTES

"*" denotes server. The "Greatest deficit overcome" only applies when the player ends up winning the game.



Detailed Team Match Results

Singapore (SGP) 3 - 0 Fiji (FIJ)

Match 3: LIN Ye (SGP) 3-1 LI Xuan (FIJ)
ZHANG Wanling YEE Sally

Match Summary		Match	Game 1	Game 2	Game 3	Game 4	Game 5
LIN Ye / ZHANG W	SGP	3	11	7	11	11	
LI Xuan / YEE S	FIJ	1	3	11	1	6	
	Duration	18min	3min	5min	3min	5min	

Team Match No : WT8 Table : 5 Umpires : MACKEY John (ENG) McMULLAN John (AUS)

Player Statistics	LIN Y / ZHANG W (SGP)						LI X / YEE S (FIJ)					
	Game					Match	Game					Match
	1	2	3	4	5		1	2	3	4	5	
Points won	11	7	11	11		3	3	11	1	6		1
Biggest lead	8	-	10	5		10	-	4	-	-		4
Points won on own serve	5	3	6	6		20	2	4	1	3		10
Points lost on own serve	1	7	0	3		11	6	4	4	5		19
Most consecutive points won	5	3	10	3		10	1	3	1	2		3
Greatest deficit overcome	-	-	-	-		-	-	-	-	-		-
Handedness/Grip	/ - /						Right/ - Right/					

Game/Match Statistics	Game					Match
	1	2	3	4	5	
Longest rally (strokes)	6	6	5	7		7
Average rally	3	3	4	4		3

Game Progress

1	LIN Y / ZHANG W (SGP)	0	*-1	3	*-5	6	*-8	10	11		
	LI X / YEE S (FIJ)	*-0	1	*-1	1	*-2	2	*-2	3		
2	LIN Y / ZHANG W (SGP)	*-0	0	*-1	2	*-3	3	*-5	6	*-6	7
	LI X / YEE S (FIJ)	0	*-2	3	*-4	5	*-7	7	*-8	10	11
3	LIN Y / ZHANG W (SGP)	0	*-1	3	*-5	7	*-9	11			
	LI X / YEE S (FIJ)	0	1	*-1	1	*-1	1	1			
4	LIN Y / ZHANG W (SGP)	*-0	2	*-3	4	*-5	6	*-8	9	*-10	11
	LI X / YEE S (FIJ)	0	*-0	1	*-2	3	*-4	4	*-5	6	6

NOTES

"*-." denotes first player of pair is server, "-*" denotes second player of pair is server. The "Greatest deficit overcome" only applies when the pair ends up winning the game.



Detailed Team Match Results

Malaysia (MAS) 3 - 0 Fiji (FIJ)

Team Match No : WT9 Table : 3 Umpires : UDAL Nikki (AUS) SAMAL Jiban (IND)

Match 1			Match	Game 1	Game 2	Game 3	Game 4	Game 5
A	HO Ying	MAS	3	11	11	11		
X	LI Xuan	FIJ	0	5	2	7		
Duration of Match 1			14min	4min	4min	6min		

Match 2			Match	Game 1	Game 2	Game 3	Game 4	Game 5
B	CHANG Li Sian Alice	MAS	3	11	11	11		
Y	YEE Grace	FIJ	0	7	2	5		
Duration of Match 2			13min	4min	3min	4min		

Match 3			Match	Game 1	Game 2	Game 3	Game 4	Game 5
C/A	LYNE K / HO Y	MAS	3	11	11	11		
Z/Y	YEE S / YEE G	FIJ	0	3	4	3		
Duration of Match 3			14min	4min	5min	4min		

Duration of Team Match	14min
------------------------	-------

Player Statistics	Malaysia (MAS)					Team Match	Fiji (FIJ)					Team Match
	Match						Match					
	1	2	3	4	5		1	2	3	4	5	
Points won	3	3	3			3	0	0	0			0
Biggest lead	9	9	8			9	1	2	1			2
Points won on own serve	15	15	18			48	6	6	6			18
Points lost on own serve	8	8	4			20	18	17	14			49
Most consecutive points won	10	8	8			10	3	2	2			3
Greatest deficit overcome	1	2	1			2	-	-	-			-

Match/Team Match Statistics	Match					Team Match
	1	2	3	4	5	
Longest rally (strokes)	9	9	6			9
Average rally	3	3	4			3

NOTES

The "Greatest deficit overcome" only applies when the player/pair ends up winning the game.

LEGEND

No. Number WT Women's Team



Detailed Team Match Results

Malaysia (MAS) 3 - 0 Fiji (FIJ)

Match 1: HO Ying (MAS) 3-0 LI Xuan (FIJ)

Match Summary		Match	Game 1	Game 2	Game 3	Game 4	Game 5
HO Ying	MAS	3	11	11	11		
LI Xuan	FIJ	0	5	2	7		
Duration		14min	4min	4min	6min		

Team Match No : WT9 Table : 3 Umpires : UDAL Nikki (AUS) SAMAL Jiban (IND)

Player Statistics	HO Ying (MAS)						LI Xuan (FIJ)					
	Game					Match	Game					Match
	1	2	3	4	5		1	2	3	4	5	
Points won	11	11	11			3	5	2	7			0
Biggest lead	6	9	4			9	1	1	1			1
Points won on own serve	5	6	4			15	2	1	3			6
Points lost on own serve	3	1	4			8	6	5	7			18
Most consecutive points won	6	10	5			10	3	1	3			3
Greatest deficit overcome	1	1	1			1	-	-	-			-
Handedness/Grip	Right/						Right/					

Game/Match Statistics	Game					Match
	1	2	3	4	5	
Longest rally (strokes)	8	6	9			9
Average rally	2	4	4			3

Game Progress

1	HO Ying (MAS)	0	*2	2	*3	4	*6	8	*9	11	
	LI Xuan (FIJ)	*0	0	*2	3	*4	4	*4	5	5	
2	HO Ying (MAS)	*0	1	*3	5	*7	9	*10	11		
	LI Xuan (FIJ)	0	*1	1	*1	1	*1	2	2		
3	HO Ying (MAS)	0	*1	2	*3	4	*6	6	*7	9	11
	LI Xuan (FIJ)	*0	1	*2	3	*4	4	*6	7	*7	7

NOTES

"*" denotes server. The "Greatest deficit overcome" only applies when the player ends up winning the game.



Detailed Team Match Results

Malaysia (MAS) 3 - 0 Fiji (FIJ)

Match 2: **CHANG Li Sian Alice (MAS)** 3-0 **YEE Grace (FIJ)**

Match Summary		Match	Game 1	Game 2	Game 3	Game 4	Game 5
CHANG Li Sian Alice	MAS	3	11	11	11		
YEE Grace	FIJ	0	7	2	5		
Duration		13min	4min	3min	4min		

Team Match No : WT9 Table : 3 Umpires : UDAL Nikki (AUS) SAMAL Jiban (IND)

Player Statistics	CHANG Li Sian Alice (MAS)						YEE Grace (FIJ)					
	Game					Match	Game					Match
	1	2	3	4	5		1	2	3	4	5	
Points won	11	11	11			3	7	2	5			0
Biggest lead	5	9	7			9	2	-	-			2
Points won on own serve	5	6	4			15	4	1	1			6
Points lost on own serve	3	1	4			8	6	5	6			17
Most consecutive points won	7	8	5			8	2	1	2			2
Greatest deficit overcome	2	-	-			2	-	-	-			-
Handedness/Grip	Right/						Right/					

Game/Match Statistics	Game					Match
	1	2	3	4	5	
Longest rally (strokes)	5	9	7			9
Average rally	2	4	4			3

Game Progress

1	CHANG Li Sian Alice (MAS)	0	*0	1	*3	5	*7	8	*9	10	11
	YEE Grace (FIJ)	*0	2	*3	3	*3	3	*4	5	*6	7
2	CHANG Li Sian Alice (MAS)	*0	2	*3	4	*6	8	*10	11		
	YEE Grace (FIJ)	0	*0	1	*2	2	*2	2	2		
3	CHANG Li Sian Alice (MAS)	0	*2	3	*5	5	*7	9	*10	11	
	YEE Grace (FIJ)	0	0	*1	1	*3	3	*3	4	5	

NOTES

"*" denotes server. The "Greatest deficit overcome" only applies when the player ends up winning the game.



Detailed Team Match Results

Malaysia (MAS) 3 - 0 Fiji (FIJ)

Match 3: LYNE Karen (MAS) 3-0 YEE Sally (FIJ)
HO Ying YEE Grace

Match Summary		Match	Game 1	Game 2	Game 3	Game 4	Game 5
LYNE Karen / HO Y	MAS	3	11	11	11		
YEE Sally / YEE G	FIJ	0	3	4	3		
Duration		14min	4min	5min	4min		

Team Match No : WT9 Table : 3 Umpires : UDAL Nikki (AUS) SAMAL Jiban (IND)

Player Statistics	LYNE K / HO Y (MAS)						YEE S / YEE G (FIJ)					
	Game					Match	Game					Match
	1	2	3	4	5		1	2	3	4	5	
Points won	11	11	11			3	3	4	3			0
Biggest lead	8	7	8			8	-	-	1			1
Points won on own serve	6	6	6			18	1	3	2			6
Points lost on own serve	2	1	1			4	5	5	4			14
Most consecutive points won	4	4	8			8	1	1	2			2
Greatest deficit overcome	-	-	1			1	-	-	-			-
Handedness/Grip	Left/ - Right/						Right/ - Right/					

Game/Match Statistics	Game					Match
	1	2	3	4	5	
Longest rally (strokes)	6	6	5			6
Average rally	4	3	3			4

Game Progress

1	LYNE K / HO Y (MAS)	-*0	2	*-3	5	-*7	8	*-10	11	
	YEE S / YEE G (FIJ)	0	*-0	1	-*1	1	*-2	2	3	
2	LYNE K / HO Y (MAS)	0	*-1	3	-*4	6	*-7	8	-*10	11
	YEE S / YEE G (FIJ)	0	1	*-1	2	-*2	3	*-4	4	4
3	LYNE K / HO Y (MAS)	0	1	*-2	4	-*6	8	*-9	11	
	YEE S / YEE G (FIJ)	0	*-1	2	-*2	2	*-2	3	3	

NOTES

"*-" denotes first player of pair is server, "-*" denotes second player of pair is server. The "Greatest deficit overcome" only applies when the pair ends up winning the game.



Detailed Team Match Results

REVISED
7 APR 16:59

India (IND) 3 - 0 Sri Lanka (SRI)

Team Match No : WT2 Table : 3 Umpires : LAZELL Peter (AUS) BOYTON Graham (AUS)

Match 1			Match	Game 1	Game 2	Game 3	Game 4	Game 5
A	BATRA Manika	IND	3	11	11	11		
X	WARUSAWITHANA Erandi	SRI	0	3	5	3		
Duration of Match 1			13min	4min	4min	3min		

Match 2			Match	Game 1	Game 2	Game 3	Game 4	Game 5
B	MUKHERJEE Sutirtha	IND	3	11	11	11		
Y	MADURANGI Ishara	SRI	0	5	8	4		
Duration of Match 2			19min	5min	7min	2min		

Match 3			Match	Game 1	Game 2	Game 3	Game 4	Game 5
C/B	SAHASRABUDHE P / MUKHERJEE S	IND	3	11	11	11		
Z/Y	KAPUGEEKIYANA H / MADURANGI I	SRI	0	6	7	3		
Duration of Match 3			19min	4min	7min	4min		

Duration of Team Match	19min
------------------------	--------------

Player Statistics	India (IND)					Team Match	Sri Lanka (SRI)					Team Match
	Match						Match					
	1	2	3	4	5		1	2	3	4	5	
Points won	3	3	3			3	0	0	0			0
Biggest lead	8	7	8			8	1	1	1			1
Points won on own serve	19	14	17			50	7	6	8			21
Points lost on own serve	4	10	6			20	12	18	16			46
Most consecutive points won	7	5	9			9	3	3	3			3
Greatest deficit overcome	1	1	1			1	-	-	-			-

Match/Team Match Statistics	Match					Team Match
	1	2	3	4	5	
Longest rally (strokes)	7	11	8			11
Average rally	3	5	4			4

NOTES

The "Greatest deficit overcome" only applies when the player/pair ends up winning the game.

LEGEND

No. Number WT Women's Team



Detailed Team Match Results

REVISED
7 APR 16:59

India (IND) 3 - 0 Sri Lanka (SRI)

Match 1: **BATRA Manika (IND)** 3-0 **WARUSAWITHANA Erandi (SRI)**

Match Summary		Match	Game 1	Game 2	Game 3	Game 4	Game 5
BATRA Manika	IND	3	11	11	11		
WARUSAWITHANA Erandi	SRI	0	3	5	3		
Duration		13min	4min	4min	3min		

Team Match No : WT2 Table : 3 Umpires : LAZELL Peter (AUS) BOYTON Graham (AUS)

Player Statistics	BATRA Manika (IND)						WARUSAWITHANA Erandi (SRI)					
	Game					Match	Game					Match
	1	2	3	4	5		1	2	3	4	5	
Points won	11	11	11			3	3	5	3			0
Biggest lead	8	7	8			8	1	-	-			1
Points won on own serve	6	6	7			19	1	3	3			7
Points lost on own serve	2	2	0			4	5	4	3			12
Most consecutive points won	5	7	7			7	1	3	2			3
Greatest deficit overcome	1	-	-			1	-	-	-			-
Handedness/Grip	Right/						/					

Game/Match Statistics	Game					Match
	1	2	3	4	5	
Longest rally (strokes)	4	6	7			7
Average rally	2	3	3			3

Game Progress

1	BATRA Manika (IND)	*0	1	*3	5	*6	8	*10	11	
	WARUSAWITHANA Erandi (SRI)	0	*1	1	*1	2	*2	2	3	
2	BATRA Manika (IND)	0	*1	2	*4	6	*8	9	*9	11
	WARUSAWITHANA Erandi (SRI)	0	1	*2	2	*2	2	*3	5	5
3	BATRA Manika (IND)	0	2	*2	4	*5	7	*9	11	
	WARUSAWITHANA Erandi (SRI)	0	*0	2	*2	3	*3	3	3	

NOTES

"*" denotes server. The "Greatest deficit overcome" only applies when the player ends up winning the game.



Detailed Team Match Results

REVISED
7 APR 16:59

India (IND) 3 - 0 Sri Lanka (SRI)

Match 2: MUKHERJEE Sutirtha (IND) 3-0 MADURANGI Ishara (SRI)

Match Summary		Match	Game 1	Game 2	Game 3	Game 4	Game 5
MUKHERJEE Sutirtha	IND	3	11	11	11		
MADURANGI Ishara	SRI	0	5	8	4		
Duration		19min	5min	7min	2min		

Team Match No : WT2 Table : 3 Umpires : LAZELL Peter (AUS) BOYTON Graham (AUS)

Player Statistics	MUKHERJEE Sutirtha (IND)						MADURANGI Ishara (SRI)					
	Game					Match	Game					Match
	1	2	3	4	5		1	2	3	4	5	
Points won	11	11	11			3	5	8	4			0
Biggest lead	6	3	7			7	1	1	-			1
Points won on own serve	4	5	5			14	1	3	2			6
Points lost on own serve	4	4	2			10	7	6	5			18
Most consecutive points won	3	3	5			5	1	3	2			3
Greatest deficit overcome	1	1	-			1	-	-	-			-
Handedness/Grip	Right/						/					

Game/Match Statistics	Game					Match
	1	2	3	4	5	
Longest rally (strokes)	11	10	10			11
Average rally	5	5	6			5

Game Progress

1	MUKHERJEE Sutirtha (IND)	*0	1	*2	3	*5	6	*8	9	11		
	MADURANGI Ishara (SRI)	0	*1	2	*3	3	*4	4	*5	5		
2	MUKHERJEE Sutirtha (IND)	0	*1	2	*4	5	*5	6	*8	9	*10	11
	MADURANGI Ishara (SRI)	0	1	*2	2	*3	5	*6	6	*7	8	8
3	MUKHERJEE Sutirtha (IND)	0	2	*3	5	*7	8	*9	10	11		
	MADURANGI Ishara (SRI)	0	*0	1	*1	1	*2	3	*4	4		

NOTES

"*" denotes server. The "Greatest deficit overcome" only applies when the player ends up winning the game.



Detailed Team Match Results

REVISED
7 APR 16:59

India (IND) 3 - 0 Sri Lanka (SRI)

Match 3: SAHASRABUDHE Pooja (IND) 3-0 KAPUGEEKIYANA Hansani (SRI)
MUKHERJEE Sutirtha MADURANGI Ishara

Match Summary

	Match	Game 1	Game 2	Game 3	Game 4	Game 5
SAHASRABUDHE Pooja / MUKHERJEE S	IND	3	11	11	11	
KAPUGEEKIYANA Hansani / MADURANGI I	SRI	0	6	7	3	
	Duration	19min	4min	7min	4min	

Team Match No : WT2 Table : 3 Umpires : LAZELL Peter (AUS) BOYTON Graham (AUS)

Player Statistics	SAHASRABUDHE P / MUKHERJEE S (IND)						KAPUGEEKIYANA H / MADURANGI I (SRI)					
	Game					Match	Game					Match
	1	2	3	4	5		1	2	3	4	5	
Points won	11	11	11			3	6	7	3			0
Biggest lead	5	4	8			8	1	1	1			1
Points won on own serve	6	5	6			17	3	4	1			8
Points lost on own serve	3	2	1			6	5	6	5			16
Most consecutive points won	4	4	9			9	2	3	1			3
Greatest deficit overcome	1	1	1			1	-	-	-			-
Handedness/Grip	Right/ - Right/						/ - /					

Game/Match Statistics	Game					Match
	1	2	3	4	5	
Longest rally (strokes)	5	8	5			8
Average rally	3	4	3			4

Game Progress

1	SAHASRABUDHE P / MUKHERJEE S (IND)	*-0	1	*-2	3	*-5	7	*-8	9	*-10	11
	KAPUGEEKIYANA H / MADURANGI I (SRI)	0	*-1	2	*-3	3	*-3	4	*-5	6	6
2	SAHASRABUDHE P / MUKHERJEE S (IND)	0	1	3	*-4	6	*-7	8	*-8	9	11
	KAPUGEEKIYANA H / MADURANGI I (SRI)	0	*-1	*-1	2	*-2	3	*-4	6	*-7	7
3	SAHASRABUDHE P / MUKHERJEE S (IND)	0	1	*-2	3	*-5	7	*-9	11		
	KAPUGEEKIYANA H / MADURANGI I (SRI)	0	*-1	2	*-3	3	*-3	3	3		

NOTES

"*-." denotes first player of pair is server, "-*" denotes second player of pair is server. The "Greatest deficit overcome" only applies when the pair ends up winning the game.

Women's entry Ishara MANNIKU BADU (SRI) name changed to Ishara MADURANG.



Detailed Team Match Results

Wales (WAL) 1 - 3 India (IND)

Team Match No : WT7 Table : 2 Umpires : MIKITA Darek (CAN) ROBERTS Averil (AUS)

Match 1			Match	Game 1	Game 2	Game 3	Game 4	Game 5
A	CAREY Charlotte	WAL	1	8	11	5	4	
X	BATRA Manika	IND	3	11	8	11	11	
Duration of Match 1			27min	6min	7min	5min	7min	

Match 2			Match	Game 1	Game 2	Game 3	Game 4	Game 5
B	THOMAS Chloe	WAL	0	10	7	7		
Y	DAS Mouma	IND	3	12	11	11		
Duration of Match 2			22min	7min	6min	7min		

Match 3			Match	Game 1	Game 2	Game 3	Game 4	Game 5
C/A	HURSEY A / CAREY C	WAL	3	11	11	5	7	13
Z/Y	PATKAR M / DAS M	IND	2	8	5	11	11	11
Duration of Match 3			44min	7min	7min	6min	8min	11min

Match 4			Match	Game 1	Game 2	Game 3	Game 4	Game 5
B	THOMAS Chloe	WAL	0	3	4	10		
Z	PATKAR Madhurika	IND	3	11	11	12		
Duration of Match 4			21min	5min	5min	10min		

Duration of Team Match	1h12min
------------------------	---------

Player Statistics	Wales (WAL)					Team Match	India (IND)					Team Match
	Match						Match					
	1	2	3	4	5		1	2	3	4	5	
Points won	1	0	3	0		1	3	3	2	3		3
Biggest lead	3	3	6	2		6	7	4	6	9		9
Points won on own serve	17	12	19	9		57	24	17	20	17		78
Points lost on own serve	17	17	26	16		76	10	12	27	7		56
Most consecutive points won	4	3	7	4		7	6	6	7	6		7
Greatest deficit overcome	3	-	3	-		3	2	3	2	2		3

Match/Team Match Statistics	Match					Team Match
	1	2	3	4	5	
Longest rally (strokes)	13	9	12	8		13
Average rally	4	4	5	3		4

NOTES

The "Greatest deficit overcome" only applies when the player/pair ends up winning the game.

LEGEND

No. Number WT Women's Team



Detailed Team Match Results

Wales (WAL) 1 - 3 India (IND)

Match 1: CAREY Charlotte (WAL) 1-3 BATRA Manika (IND)

Match Summary		Match	Game 1	Game 2	Game 3	Game 4	Game 5
CAREY Charlotte	WAL	1	8	11	5	4	
BATRA Manika	IND	3	11	8	11	11	
Duration		27min	6min	7min	5min	7min	

Team Match No : WT7 Table : 2 Umpires : MIKITA Darek (CAN) ROBERTS Averil (AUS)

Player Statistics	CAREY Charlotte (WAL)					Match	BATRA Manika (IND)					Match
	Game						Game					
	1	2	3	4	5		1	2	3	4	5	
Points won	8	11	5	4		1	11	8	11	11		3
Biggest lead	-	3	1	2		3	4	3	6	7		7
Points won on own serve	5	6	3	3		17	7	4	6	7		24
Points lost on own serve	4	4	5	4		17	3	5	2	0		10
Most consecutive points won	3	4	2	2		4	3	3	6	6		6
Greatest deficit overcome	-	3	-	-		3	-	-	1	2		2
Handedness/Grip	Left/						Right/					

Game/Match Statistics	Game					Match
	1	2	3	4	5	
Longest rally (strokes)	12	13	9	8		13
Average rally	5	4	4	4		4

Game Progress

1	CAREY Charlotte (WAL)	0	*1	2	*2	3	*4	5	*5	7	*8	8
	BATRA Manika (IND)	*0	1	*2	4	*5	6	*7	9	*9	10	11
2	CAREY Charlotte (WAL)	*0	1	*1	2	*4	5	*6	7	*8	10	11
	BATRA Manika (IND)	0	*1	3	*4	4	*5	6	*7	8	*8	8
3	CAREY Charlotte (WAL)	0	*1	2	*3	3	*3	4	*4	5		
	BATRA Manika (IND)	*0	1	*2	3	*5	7	*8	10	11		
4	CAREY Charlotte (WAL)	0	2	*2	3	*3	3	*3	4	4		
	BATRA Manika (IND)	0	*0	2	*3	5	*7	9	*10	11		

NOTES

"*" denotes server. The "Greatest deficit overcome" only applies when the player ends up winning the game.



Detailed Team Match Results

Wales (WAL) 1 - 3 India (IND)

Match 2: THOMAS Chloe (WAL) 0-3 DAS Mouma (IND)

Match Summary		Match	Game 1	Game 2	Game 3	Game 4	Game 5
THOMAS Chloe	WAL	0	10	7	7		
DAS Mouma	IND	3	12	11	11		
Duration		22min	7min	6min	7min		

Team Match No : WT7 Table : 2 Umpires : MIKITA Darek (CAN) ROBERTS Averil (AUS)

Player Statistics	THOMAS Chloe (WAL)						DAS Mouma (IND)					
	Game					Match	Game					Match
	1	2	3	4	5		1	2	3	4	5	
Points won	10	7	7			0	12	11	11			3
Biggest lead	3	1	2			3	3	4	4			4
Points won on own serve	6	3	3			12	7	6	4			17
Points lost on own serve	5	5	7			17	4	4	4			12
Most consecutive points won	3	2	2			3	6	4	2			6
Greatest deficit overcome	-	-	-			-	3	1	2			3
Handedness/Grip	Right/						Right/					

Game/Match Statistics	Game					Match
	1	2	3	4	5	
Longest rally (strokes)	9	8	8			9
Average rally	4	4	4			4

Game Progress

1	THOMAS Chloe (WAL)	*0	2	*3	4	*5	5	*5	6	*7	9	*10	10	10
	DAS Mouma (IND)	0	*0	1	*2	3	*5	7	*8	9	*9	10	*11	12
2	THOMAS Chloe (WAL)	0	*1	2	*3	4	*5	6	*7	7	7			
	DAS Mouma (IND)	*0	1	*2	3	*4	5	*6	7	*9	11			
3	THOMAS Chloe (WAL)	*0	1	*3	3	*4	5	*5	6	*7	7			
	DAS Mouma (IND)	0	*1	1	*3	4	*5	7	*8	9	11			

NOTES

"*" denotes server. The "Greatest deficit overcome" only applies when the player ends up winning the game.



Detailed Team Match Results

Wales (WAL) 1 - 3 India (IND)

Match 3: **HURSEY Anna (WAL)** 3-2 **PATKAR Madhurika (IND)**
CAREY Charlotte **DAS Mouma**

Match Summary

	Match	Game 1	Game 2	Game 3	Game 4	Game 5
HURSEY Anna / CAREY C	WAL	3	11	11	5	7
PATKAR Madhurika / DAS M	IND	2	8	5	11	11
	Duration	44min	7min	7min	6min	8min

Team Match No : WT7 Table : 2 Umpires : MIKITA Darek (CAN) ROBERTS Averil (AUS)

Player Statistics	HURSEY A / CAREY C (WAL)						PATKAR M / DAS M (IND)					
	Game					Match	Game					Match
	1	2	3	4	5		1	2	3	4	5	
Points won	11	11	5	7	13	3	8	5	11	11	11	2
Biggest lead	4	6	1	2	2	6	1	2	6	4	3	6
Points won on own serve	4	6	2	2	5	19	2	3	6	5	4	20
Points lost on own serve	6	2	5	6	7	26	7	5	2	5	8	27
Most consecutive points won	4	7	2	2	3	7	2	2	7	6	3	7
Greatest deficit overcome	1	2	-	-	3	3	-	-	1	2	-	2
Handedness/Grip	Right/ - Left/						Right/ - Right/					

Game/Match Statistics	Game					Match
	1	2	3	4	5	
Longest rally (strokes)	9	7	7	9	12	12
Average rally	5	4	4	5	5	5

Game Progress

1	HURSEY A / CAREY C (WAL)	-*0	1	*-3	4	-*5	6	*-7	8	-*10	10	11				
	PATKAR M / DAS M (IND)	0	-*1	1	*-2	3	-*4	5	*-6	6	-*8	8				
2	HURSEY A / CAREY C (WAL)	0	*-1	1	-*2	4	*-5	7	-*9	11						
	PATKAR M / DAS M (IND)	*-0	1	-*3	4	*-4	5	-*5	5	5						
3	HURSEY A / CAREY C (WAL)	0	1	*-1	1	-*1	3	*-4	4	5						
	PATKAR M / DAS M (IND)	0	-*1	3	*-5	7	-*7	8	*-10	11						
4	HURSEY A / CAREY C (WAL)	0	*-2	2	-*2	2	*-4	5	-*6	7	7					
	PATKAR M / DAS M (IND)	*-0	0	-*2	4	*-6	6	-*7	8	*-9	11					
5	HURSEY A / CAREY C (WAL)	-*0	1	*-2	3	-*4	4	*-5	6	-*7	8	*-10	10	-*11	12	13
	PATKAR M / DAS M (IND)	0	-*1	2	*-3	4	-*6	7	*-8	9	-*10	10	*-11	11	-*11	11

NOTES

"*-." denotes first player of pair is server, "-*." denotes second player of pair is server. The "Greatest deficit overcome" only applies when the pair ends up winning the game.



Detailed Team Match Results

Wales (WAL) 1 - 3 India (IND)

Match 4: THOMAS Chloe (WAL) 0-3 PATKAR Madhurika (IND)

Match Summary		Match	Game 1	Game 2	Game 3	Game 4	Game 5
THOMAS Chloe	WAL	0	3	4	10		
PATKAR Madhurika	IND	3	11	11	12		
Duration		21min	5min	5min	10min		

Team Match No : WT7 Table : 2 Umpires : MIKITA Darek (CAN) ROBERTS Averil (AUS)

Player Statistics	THOMAS Chloe (WAL)					Match	PATKAR Madhurika (IND)					Match
	Game						Game					
	1	2	3	4	5		1	2	3	4	5	
Points won	3	4	10			0	11	11	12			3
Biggest lead	-	-	2			2	9	7	5			9
Points won on own serve	2	2	5			9	5	5	7			17
Points lost on own serve	6	5	5			16	1	2	4			7
Most consecutive points won	2	3	4			4	5	6	3			6
Greatest deficit overcome	-	-	-			-	-	-	2			2
Handedness/Grip	Right/						Right/					

Game/Match Statistics	Game					Match
	1	2	3	4	5	
Longest rally (strokes)	6	8	5			8
Average rally	4	3	3			3

Game Progress

1	THOMAS Chloe (WAL)	*0	0	*0	1	*1	1	*2	3					
	PATKAR Madhurika (IND)	0	*2	4	*5	7	*9	10	11					
2	THOMAS Chloe (WAL)	0	*0	0	*0	2	*3	3	*4	4				
	PATKAR Madhurika (IND)	0	2	*4	6	*6	7	*9	10	11				
3	THOMAS Chloe (WAL)	0	2	*2	3	*3	4	*4	5	*7	8	*10	10	10
	PATKAR Madhurika (IND)	0	*0	2	*3	5	*6	8	*9	9	*10	10	*11	12

NOTES

"*" denotes server. The "Greatest deficit overcome" only applies when the player ends up winning the game.



Detailed Team Match Results

REVISED
7 APR 17:02

Wales (WAL) 3 - 1 Sri Lanka (SRI)

Team Match No : WT10 Table : 1 Umpires : AU Wing (AUS) WARNEST Gary (AUS)

Match 1			Match	Game 1	Game 2	Game 3	Game 4	Game 5
A	CAREY Charlotte	WAL	3	11	11	11		
X	WARUSAWITHANA Erandi	SRI	0	4	6	7		
Duration of Match 1			16min	3min	4min	6min		

Match 2			Match	Game 1	Game 2	Game 3	Game 4	Game 5
B	HURSEY Anna	WAL	2	9	7	11	12	7
Y	MADURANGI Ishara	SRI	3	11	11	7	10	11
Duration of Match 2			41min	6min	6min	6min	11min	7min

Match 3			Match	Game 1	Game 2	Game 3	Game 4	Game 5
C/B	THOMAS C / HURSEY A	WAL	3	11	11	11		
Z/Y	KAPUGEEKIYANA H / MADURANGI I	SRI	0	8	9	6		
Duration of Match 3			22min	6min	7min	7min		

Match 4			Match	Game 1	Game 2	Game 3	Game 4	Game 5
A	CAREY Charlotte	WAL	3	11	11	11		
Z	KAPUGEEKIYANA Hansani	SRI	0	4	5	8		
Duration of Match 4			16min	4min	5min	7min		

Duration of Team Match	1h55min
------------------------	---------

Player Statistics	Wales (WAL)					Team Match	Sri Lanka (SRI)					Team Match	
	Match						Team Match	Match					
	1	2	3	4	5			1	2	3	4		5
Points won	3	2	3	3		3	0	3	0	0		1	
Biggest lead	7	4	5	7		7	2	4	3	1		4	
Points won on own serve	17	23	18	14		72	10	25	12	6		53	
Points lost on own serve	7	24	11	10		52	16	23	15	19		73	
Most consecutive points won	5	3	6	4		6	4	6	5	3		6	
Greatest deficit overcome	2	1	3	1		3	-	3	-	-		3	

Match/Team Match Statistics	Match					Team Match
	1	2	3	4	5	
Longest rally (strokes)	7	14	8	7		14
Average rally	3	5	4	3		4

NOTES

The "Greatest deficit overcome" only applies when the player/pair ends up winning the game.

LEGEND

No. Number WT Women's Team



Detailed Team Match Results

REVISED
7 APR 17:02

Wales (WAL) 3 - 1 Sri Lanka (SRI)

Match 1: CAREY Charlotte (WAL) 3-0 WARUSAWITHANA Erandi (SRI)

Match Summary		Match	Game 1	Game 2	Game 3	Game 4	Game 5
CAREY Charlotte	WAL	3	11	11	11		
WARUSAWITHANA Erandi	SRI	0	4	6	7		
Duration		16min	3min	4min	6min		

Team Match No : WT10 Table : 1 Umpires : AU Wing (AUS) WARNEST Gary (AUS)

Player Statistics	CAREY Charlotte (WAL)						WARUSAWITHANA Erandi (SRI)					
	Game					Match	Game					Match
	1	2	3	4	5		1	2	3	4	5	
Points won	11	11	11			3	4	6	7			0
Biggest lead	7	5	4			7	-	2	1			2
Points won on own serve	6	5	6			17	3	2	5			10
Points lost on own serve	1	4	2			7	5	6	5			16
Most consecutive points won	4	5	4			5	1	2	4			4
Greatest deficit overcome	-	2	1			2	-	-	-			-
Handedness/Grip	Left/						/					

Game/Match Statistics	Game					Match
	1	2	3	4	5	
Longest rally (strokes)	7	6	5			7
Average rally	3	3	3			3

Game Progress

1	CAREY Charlotte (WAL)	0	*2	4	*5	6	*7	9	*10	11	
	WARUSAWITHANA Erandi (SRI)	*0	0	*0	1	*2	3	*3	4	4	
2	CAREY Charlotte (WAL)	*0	1	*2	2	*4	5	*7	9	*10	11
	WARUSAWITHANA Erandi (SRI)	0	*1	2	*4	4	*5	5	*5	6	6
3	CAREY Charlotte (WAL)	0	*2	3	*3	4	*5	7	*7	9	11
	WARUSAWITHANA Erandi (SRI)	*0	0	*1	3	*4	5	*5	7	*7	7

NOTES

"*" denotes server. The "Greatest deficit overcome" only applies when the player ends up winning the game.



Detailed Team Match Results

REVISED
7 APR 17:02

Wales (WAL) 3 - 1 Sri Lanka (SRI)

Match 2: HURSEY Anna (WAL) **2-3** MADURANGI Ishara (SRI)

Match Summary		Match	Game 1	Game 2	Game 3	Game 4	Game 5
HURSEY Anna	WAL	2	9	7	11	12	7
MADURANGI Ishara	SRI	3	11	11	7	10	11
Duration		41min	6min	6min	6min	11min	7min

Team Match No : WT10 Table : 1 Umpires : AU Wing (AUS) WARNEST Gary (AUS)

Player Statistics	HURSEY Anna (WAL)						MADURANGI Ishara (SRI)					
	Game					Match	Game					Match
	1	2	3	4	5		1	2	3	4	5	
Points won	9	7	11	12	7	2	11	11	7	10	11	3
Biggest lead	-	3	4	3	-	4	4	4	1	1	4	4
Points won on own serve	7	4	4	6	2	23	8	5	2	5	5	25
Points lost on own serve	3	6	4	5	6	24	2	3	7	6	5	23
Most consecutive points won	3	3	3	3	2	3	3	6	1	4	2	6
Greatest deficit overcome	-	-	1	1	-	1	-	3	-	-	-	3
Handedness/Grip	Right/						/					

Game/Match Statistics	Game					Match
	1	2	3	4	5	
Longest rally (strokes)	8	13	14	7	13	14
Average rally	4	4	5	5	5	5

Game Progress

1	HURSEY Anna (WAL)	0	*0	1	*1	3	*4	5	*5	7	*8	9		
	MADURANGI Ishara (SRI)	*0	2	*3	5	*5	6	*7	9	*9	10	11		
2	HURSEY Anna (WAL)	*0	1	*2	4	*5	5	*5	6	*7	7			
	MADURANGI Ishara (SRI)	0	*1	2	*2	3	*5	7	*8	9	11			
3	HURSEY Anna (WAL)	0	*1	2	*3	4	*6	7	*9	10	11			
	MADURANGI Ishara (SRI)	0	1	*2	3	*4	4	*5	5	*6	7			
4	HURSEY Anna (WAL)	*0	1	*2	3	*4	6	*7	8	*9	9	*10	11	12
	MADURANGI Ishara (SRI)	0	*1	2	*3	4	*4	5	*6	7	*9	10	*10	10
5	HURSEY Anna (WAL)	0	*1	1	*3	4	*5	5	*6	7	7			
	MADURANGI Ishara (SRI)	*0	1	*3	3	*4	5	*7	8	*9	11			

NOTES

"*" denotes server. The "Greatest deficit overcome" only applies when the player ends up winning the game.



Detailed Team Match Results

REVISED
7 APR 17:02

Wales (WAL) 3 - 1 Sri Lanka (SRI)

Match 3: THOMAS Chloe (WAL) 3-0 KAPUGEEKIYANA Hansani (SRI)
HURSEY Anna MADURANGI Ishara

Match Summary

	Match	Game 1	Game 2	Game 3	Game 4	Game 5
THOMAS Chloe / HURSEY A	WAL	3	11	11	11	
KAPUGEEKIYANA Hansani / MADURANGI I	SRI	0	8	9	6	
	Duration	22min	6min	7min	7min	

Team Match No : WT10 Table : 1 Umpires : AU Wing (AUS) WARNEST Gary (AUS)

Player Statistics	THOMAS C / HURSEY A (WAL)						KAPUGEEKIYANA H / MADURANGI I (SRI)					
	Game					Match	Game					Match
	1	2	3	4	5		1	2	3	4	5	
Points won	11	11	11			3	8	9	6			0
Biggest lead	4	3	5			5	2	3	3			3
Points won on own serve	5	7	6			18	3	6	3			12
Points lost on own serve	5	3	3			11	6	4	5			15
Most consecutive points won	5	6	5			6	5	3	2			5
Greatest deficit overcome	2	3	3			3	-	-	-			-
Handedness/Grip	Right/ - Right/						/ - /					

Game/Match Statistics	Game					Match
	1	2	3	4	5	
Longest rally (strokes)	7	8	5			8
Average rally	4	4	3			4

Game Progress

1	THOMAS C / HURSEY A (WAL)	-*0	2	*-4	4	-*4	5	*-6	6	-*8	10	11
	KAPUGEEKIYANA H / MADURANGI I (SRI)	0	-*0	0	*-2	4	-*5	6	*-8	8	-*8	8
2	THOMAS C / HURSEY A (WAL)	0	-*0	1	*-2	4	-*6	7	*-7	8	-*9	11
	KAPUGEEKIYANA H / MADURANGI I (SRI)	-*0	2	*-3	4	-*4	4	*-5	7	-*8	9	9
3	THOMAS C / HURSEY A (WAL)	*-0	0	-*1	2	*-3	5	-*6	8	-*10	11	
	KAPUGEEKIYANA H / MADURANGI I (SRI)	0	*-2	3	-*4	5	*-5	6	-*6	6	6	

NOTES

"*-" denotes first player of pair is server, "-*" denotes second player of pair is server. The "Greatest deficit overcome" only applies when the pair ends up winning the game.



Detailed Team Match Results

REVISED
7 APR 17:02

Wales (WAL) 3 - 1 Sri Lanka (SRI)

Match 4: CAREY Charlotte (WAL) 3-0 KAPUGEEKIYANA Hansani (SRI)

Match Summary		Match	Game 1	Game 2	Game 3	Game 4	Game 5
CAREY Charlotte	WAL	3	11	11	11		
KAPUGEEKIYANA Hansani	SRI	0	4	5	8		
Duration		16min	4min	5min	7min		

Team Match No : WT10 Table : 1 Umpires : AU Wing (AUS) WARNEST Gary (AUS)

Player Statistics	CAREY Charlotte (WAL)						KAPUGEEKIYANA Hansani (SRI)					
	Game					Match	Game					Match
	1	2	3	4	5		1	2	3	4	5	
Points won	11	11	11			3	4	5	8			0
Biggest lead	7	6	4			7	1	-	1			1
Points won on own serve	5	5	4			14	2	2	2			6
Points lost on own serve	2	3	5			10	6	6	7			19
Most consecutive points won	4	4	3			4	2	1	3			3
Greatest deficit overcome	1	-	1			1	-	-	-			-
Handedness/Grip	Left/						/					

Game/Match Statistics	Game					Match
	1	2	3	4	5	
Longest rally (strokes)	5	6	7			7
Average rally	3	4	3			3

Game Progress

1	CAREY Charlotte (WAL)	0	*1	3	*4	6	*8	8	*10	11		
	KAPUGEEKIYANA Hansani (SRI)	*0	1	*1	2	*2	2	*4	4	4		
2	CAREY Charlotte (WAL)	*0	1	*3	4	*5	6	*7	9	11		
	KAPUGEEKIYANA Hansani (SRI)	0	*1	1	*2	3	*4	5	*5	5		
3	CAREY Charlotte (WAL)	0	*1	2	*3	4	*6	7	*9	9	*10	11
	KAPUGEEKIYANA Hansani (SRI)	0	1	*2	3	*4	4	*5	5	*7	8	8

NOTES

"*" denotes server. The "Greatest deficit overcome" only applies when the player ends up winning the game.

Women's entry Ishara MANNIKU BADU (SRI) name changed to Ishara MADURANG.



Detailed Team Match Results

Australia (AUS) 3 - 0 Mauritius (MRI)

Team Match No : WT3 Table : 2 Umpires : ABDULLAH Diana (MAS) ADAMS Tiffany (RSA)

Match 1			Match	Game 1	Game 2	Game 3	Game 4	Game 5
A	LAY Jian Fang	AUS	3	11	11	11		
X	KINOO Ruqayyah	MRI	0	1	7	7		
Duration of Match 1			15min	3min	5min	5min		

Match 2			Match	Game 1	Game 2	Game 3	Game 4	Game 5
B	FENG Tracy	AUS	3	11	11	11		
Y	RAMASAWMY Sanjana Alix	MRI	0	5	6	1		
Duration of Match 2			14min	4min	5min	3min		

Match 3			Match	Game 1	Game 2	Game 3	Game 4	Game 5
C/B	TAPPER M / FENG T	AUS	3	11	11	11		
Z/Y	HO WAN KAU E / RAMASAWMY SA	MRI	0	4	7	6		
Duration of Match 3			15min	4min	4min	4min		

Duration of Team Match	15min
------------------------	-------

Player Statistics	Australia (AUS)					Team Match	Mauritius (MRI)					Team Match
	Match						Match					
	1	2	3	4	5		1	2	3	4	5	
Points won	3	3	3			3	0	0	0			0
Biggest lead	10	10	7			10	2	1	1			2
Points won on own serve	17	18	19			54	7	6	11			24
Points lost on own serve	7	5	5			17	15	14	14			43
Most consecutive points won	7	8	8			8	3	3	2			3
Greatest deficit overcome	2	1	1			2	-	-	-			-

Match/Team Match Statistics	Match					Team Match
	1	2	3	4	5	
Longest rally (strokes)	9	8	9			9
Average rally	4	4	4			4

NOTES

The "Greatest deficit overcome" only applies when the player/pair ends up winning the game.

LEGEND

No. Number WT Women's Team



Detailed Team Match Results

Australia (AUS) 3 - 0 Mauritius (MRI)

Match 1: LAY Jian Fang (AUS) 3-0 KINOO Ruqayyah (MRI)

Match Summary		Match	Game 1	Game 2	Game 3	Game 4	Game 5
LAY Jian Fang	AUS	3	11	11	11		
KINOO Ruqayyah	MRI	0	1	7	7		
Duration		15min	3min	5min	5min		

Team Match No : WT3 Table : 2 Umpires : ABDULLAH Diana (MAS) ADAMS Tiffany (RSA)

Player Statistics	LAY Jian Fang (AUS)						KINOO Ruqayyah (MRI)					
	Game					Match	Game					Match
	1	2	3	4	5		1	2	3	4	5	
Points won	11	11	11			3	1	7	7			0
Biggest lead	10	4	5			10	-	2	1			2
Points won on own serve	5	8	4			17	0	4	3			7
Points lost on own serve	1	2	4			7	6	3	6			15
Most consecutive points won	7	5	4			7	1	3	2			3
Greatest deficit overcome	-	2	1			2	-	-	-			-
Handedness/Grip	Right/						/					

Game/Match Statistics	Game					Match
	1	2	3	4	5	
Longest rally (strokes)	9	7	5			9
Average rally	3	4	3			4

Game Progress

1	LAY Jian Fang (AUS)	*0	2	*4	5	*7	9	11			
	KINOO Ruqayyah (MRI)	0	*0	0	*1	1	*1	1			
2	LAY Jian Fang (AUS)	0	*1	2	*2	*4	6	*7	9	*10	11
	KINOO Ruqayyah (MRI)	0	1	*2	4	4	*4	5	*5	6	7
3	LAY Jian Fang (AUS)	0	*1	2	*3	4	*6	7	*9	10	11
	KINOO Ruqayyah (MRI)	0	1	*2	3	*4	4	*5	5	*6	7

NOTES

"*" denotes server. The "Greatest deficit overcome" only applies when the player ends up winning the game.



Detailed Team Match Results

Australia (AUS) 3 - 0 Mauritius (MRI)

Match 2: FENG Tracy (AUS) 3-0 RAMASAWMY Sanjana Alix (MRI)

Match Summary		Match	Game 1	Game 2	Game 3	Game 4	Game 5
FENG Tracy	AUS	3	11	11	11		
RAMASAWMY Sanjana Alix	MRI	0	5	6	1		
Duration		14min	4min	5min	3min		

Team Match No : WT3 Table : 2 Umpires : ABDULLAH Diana (MAS) ADAMS Tiffany (RSA)

Player Statistics	FENG Tracy (AUS)						RAMASAWMY Sanjana Alix (MRI)					
	Game					Match	Game					Match
	1	2	3	4	5		1	2	3	4	5	
Points won	11	11	11			3	5	6	1			0
Biggest lead	6	7	10			10	1	1	-			1
Points won on own serve	6	7	5			18	2	4	0			6
Points lost on own serve	2	2	1			5	5	4	5			14
Most consecutive points won	4	6	8			8	1	3	1			3
Greatest deficit overcome	1	1	-			1	-	-	-			-
Handedness/Grip	Right/						/					

Game/Match Statistics	Game					Match
	1	2	3	4	5	
Longest rally (strokes)	5	8	7			8
Average rally	3	5	4			4

Game Progress

1	FENG Tracy (AUS)	0	*1	2	*3	5	*6	7	*9	11	
	RAMASAWMY Sanjana Alix (MRI)	0	1	*2	3	*3	4	*5	5	5	
2	FENG Tracy (AUS)	*0	1	*2	4	*5	7	*9	10	*10	11
	RAMASAWMY Sanjana Alix (MRI)	0	*1	2	*2	3	*3	3	*4	6	6
3	FENG Tracy (AUS)	0	*2	3	*5	7	*9	11			
	RAMASAWMY Sanjana Alix (MRI)	0	0	*1	1	*1	1	1			

NOTES

"*" denotes server. The "Greatest deficit overcome" only applies when the player ends up winning the game.



Detailed Team Match Results

Australia (AUS) 3 - 0 Mauritius (MRI)

Match 3: **TAPPER Melissa (AUS)** 3-0 **HO WAN KAU Elodie (MRI)**
FENG Tracy **RAMASAWMY Sanjana Alix**

Match Summary

		Match	Game 1	Game 2	Game 3	Game 4	Game 5
TAPPER Melissa / FENG T	AUS	3	11	11	11		
HO WAN KAU Elodie / RAMASAWMY SA	MRI	0	4	7	6		
	Duration	15min	4min	4min	4min		

Team Match No : WT3 Table : 2 Umpires : ABDULLAH Diana (MAS) ADAMS Tiffany (RSA)

Player Statistics	TAPPER M / FENG T (AUS)						HO WAN KAU E / RAMASAWMY SA (MRI)					
	Game					Match	Game					Match
	1	2	3	4	5		1	2	3	4	5	
Points won	11	11	11			3	4	7	6			0
Biggest lead	7	4	5			7	1	1	1			1
Points won on own serve	7	5	7			19	3	4	4			11
Points lost on own serve	1	3	1			5	4	6	4			14
Most consecutive points won	8	5	5			8	2	2	2			2
Greatest deficit overcome	1	1	1			1	-	-	-			-
Handedness/Grip	Left/ - Right/						/ - /					

Game/Match Statistics	Game					Match
	1	2	3	4	5	
Longest rally (strokes)	9	6	8			9
Average rally	4	3	4			4

Game Progress

1	TAPPER M / FENG T (AUS)	*-0	2	*-2	3	*-4	6	*-8	10	11	
	HO WAN KAU E / RAMASAWMY SA (MRI)	0	*-0	2	*-3	4	*-4	4	*-4	4	
2	TAPPER M / FENG T (AUS)	0	*-1	2	*-4	6	*-6	7	*-8	9	11
	HO WAN KAU E / RAMASAWMY SA (MRI)	*-0	1	*-2	2	*-2	4	*-5	6	*-7	7
3	TAPPER M / FENG T (AUS)	0	1	*-3	5	*-5	7	*-8	9	*-10	11
	HO WAN KAU E / RAMASAWMY SA (MRI)	0	*-1	1	*-1	3	*-3	4	*-5	6	6

NOTES

"*-." denotes first player of pair is server, "-*" denotes second player of pair is server. The "Greatest deficit overcome" only applies when the pair ends up winning the game.



Detailed Team Match Results

Canada (CAN) 1 - 3 Australia (AUS)

Team Match No : WT6 Table : 1 Umpires : MOORE Alan (NZL) WONG Teck Yun (MAS)

Match 1			Match	Game 1	Game 2	Game 3	Game 4	Game 5
A	COTE Alicia	CAN	2	11	9	11	8	9
X	FENG Tracy	AUS	3	5	11	8	11	11
Duration of Match 1			40min	5min	7min	7min	7min	11min

Match 2			Match	Game 1	Game 2	Game 3	Game 4	Game 5
B	ZHANG Mo	CAN	3	11	9	11	9	11
Y	LAY Jian Fang	AUS	2	4	11	8	11	9
Duration of Match 2			36min	5min	6min	7min	7min	9min

Match 3			Match	Game 1	Game 2	Game 3	Game 4	Game 5
C/A	YEUNG J / COTE A	CAN	0	9	8	5		
Z/Y	MIAO M / LAY JF	AUS	3	11	11	11		
Duration of Match 3			20min	6min	6min	6min		

Match 4			Match	Game 1	Game 2	Game 3	Game 4	Game 5
B	ZHANG Mo	CAN	2	11	6	8	14	8
Z	MIAO Miao	AUS	3	4	11	11	12	11
Duration of Match 4			39min	5min	5min	7min	11min	8min

Duration of Team Match	1h3min
------------------------	--------

Player Statistics	Canada (CAN)					Team Match	Australia (AUS)					Team Match
	Match						Match					
	1	2	3	4	5		1	2	3	4	5	
Points won	2	3	0	2		1	3	2	3	3		3
Biggest lead	6	7	6	7		7	4	4	6	7		7
Points won on own serve	27	29	12	25		93	26	25	18	27		96
Points lost on own serve	19	16	15	20		70	20	22	10	18		70
Most consecutive points won	6	7	6	5		7	4	4	5	6		6
Greatest deficit overcome	1	3	-	1		3	2	2	6	2		6

Match/Team Match Statistics	Match					Team Match
	1	2	3	4	5	
Longest rally (strokes)	19	16	8	12		19
Average rally	5	6	4	5		5

NOTES

The "Greatest deficit overcome" only applies when the player/pair ends up winning the game.

LEGEND

No. Number WT Women's Team



Detailed Team Match Results

Canada (CAN) 1 - 3 Australia (AUS)

Match 1: COTE Alicia (CAN) 2-3 FENG Tracy (AUS)

Match Summary		Match	Game 1	Game 2	Game 3	Game 4	Game 5
COTE Alicia	CAN	2	11	9	11	8	9
FENG Tracy	AUS	3	5	11	8	11	11
Duration		40min	5min	7min	7min	7min	11min

Team Match No : WT6 Table : 1 Umpires : MOORE Alan (NZL) WONG Teck Yun (MAS)

Player Statistics	COTE Alicia (CAN)						FENG Tracy (AUS)					
	Game					Match	Game					Match
	1	2	3	4	5		1	2	3	4	5	
Points won	11	9	11	8	9	2	5	11	8	11	11	3
Biggest lead	6	-	6	2	1	6	1	4	-	3	2	4
Points won on own serve	5	5	7	4	6	27	2	6	5	5	8	26
Points lost on own serve	3	5	3	5	3	19	6	4	4	4	2	20
Most consecutive points won	4	3	6	2	3	6	1	2	3	4	3	4
Greatest deficit overcome	1	-	-	-	-	1	-	-	-	2	1	2
Handedness/Grip	Right/						Right/					

Game/Match Statistics	Game					Match
	1	2	3	4	5	
Longest rally (strokes)	10	7	9	19	12	19
Average rally	4	4	5	5	5	5

Game Progress

1	COTE Alicia (CAN)	*0	1	*3	4	*6	7	*8	10	11		
	FENG Tracy (AUS)	0	*1	1	*2	2	*3	4	*4	5		
2	COTE Alicia (CAN)	0	*0	2	*3	3	*4	5	*5	6	*8	9
	FENG Tracy (AUS)	*0	2	*2	3	*5	6	*7	9	*10	10	11
3	COTE Alicia (CAN)	*0	2	*2	4	*6	8	*8	9	*10	10	11
	FENG Tracy (AUS)	0	*0	2	*2	2	*2	4	*5	6	*8	8
4	COTE Alicia (CAN)	0	*1	2	*3	5	*6	7	*7	7	*8	8
	FENG Tracy (AUS)	0	1	*2	3	*3	4	*5	7	*9	10	11
5	COTE Alicia (CAN)	0	1	*1	3	*4	5	*5	7	*8	9	9
	FENG Tracy (AUS)	0	*1	3	*3	4	*5	7	*7	8	*9	11

NOTES

"*" denotes server. The "Greatest deficit overcome" only applies when the player ends up winning the game.



Detailed Team Match Results

Canada (CAN) 1 - 3 Australia (AUS)

Match 2: **ZHANG Mo (CAN)** 3-2 **LAY Jian Fang (AUS)**

Match Summary		Match	Game 1	Game 2	Game 3	Game 4	Game 5
ZHANG Mo	CAN	3	11	9	11	9	11
LAY Jian Fang	AUS	2	4	11	8	11	9
Duration		36min	5min	6min	7min	7min	9min

Team Match No : WT6 Table : 1 Umpires : MOORE Alan (NZL) WONG Teck Yun (MAS)

Player Statistics	ZHANG Mo (CAN)						LAY Jian Fang (AUS)					
	Game					Match	Game					Match
	1	2	3	4	5		1	2	3	4	5	
Points won	11	9	11	9	11	3	4	11	8	11	9	2
Biggest lead	7	-	3	2	2	7	1	4	3	3	3	4
Points won on own serve	6	5	7	5	6	29	3	6	6	6	4	25
Points lost on own serve	1	5	2	4	4	16	5	4	4	4	5	22
Most consecutive points won	7	4	5	2	4	7	3	4	3	4	3	4
Greatest deficit overcome	1	-	3	-	3	3	-	-	-	2	-	2
Handedness/Grip	Right/						Right/					

Game/Match Statistics	Game					Match
	1	2	3	4	5	
Longest rally (strokes)	12	8	13	16	13	16
Average rally	6	5	7	7	6	6

Game Progress

1	ZHANG Mo (CAN)	0	*1	3	*5	7	*7	8	*10	11		
	LAY Jian Fang (AUS)	*0	1	*1	1	*1	3	*4	4	4		
2	ZHANG Mo (CAN)	*0	0	*0	1	*3	5	*5	6	*7	8	9
	LAY Jian Fang (AUS)	0	*2	4	*5	5	*5	7	*8	9	*10	11
3	ZHANG Mo (CAN)	0	*0	2	*2	3	*4	5	*6	8	*10	11
	LAY Jian Fang (AUS)	*0	2	*2	4	*5	6	*7	8	*8	8	8
4	ZHANG Mo (CAN)	0	1	*2	4	*5	5	*6	7	*7	8	9
	LAY Jian Fang (AUS)	0	*1	2	*2	3	*5	6	*7	9	*10	11
5	ZHANG Mo (CAN)	0	*1	2	*3	3	*4	6	*6	7	*9	11
	LAY Jian Fang (AUS)	0	1	*2	3	*5	6	*6	8	*9	9	9

NOTES

"*" denotes server. The "Greatest deficit overcome" only applies when the player ends up winning the game.



Detailed Team Match Results

Canada (CAN) 1 - 3 Australia (AUS)

Match 3: YEUNG Justina (CAN) 0-3 MIAO Miao (AUS)
COTE Alicia LAY Jian Fang

Match Summary		Match	Game 1	Game 2	Game 3	Game 4	Game 5
YEUNG Justina / COTE A	CAN	0	9	8	5		
MIAO Miao / LAY JF	AUS	3	11	11	11		
Duration		20min	6min	6min	6min		

Team Match No : WT6 Table : 1 Umpires : MOORE Alan (NZL) WONG Teck Yun (MAS)

Player Statistics	YEUNG J / COTE A (CAN)					Match	MIAO M / LAY JF (AUS)					Match
	Game						Game					
	1	2	3	4	5		1	2	3	4	5	
Points won	9	8	5			0	11	11	11			3
Biggest lead	6	2	-			6	2	4	6			6
Points won on own serve	4	5	3			12	5	7	6			18
Points lost on own serve	6	4	5			15	5	3	2			10
Most consecutive points won	5	6	2			6	5	4	4			5
Greatest deficit overcome	-	-	-			-	6	2	-			6
Handedness/Grip	Right/ - Right/						Right/ - Right/					

Game/Match Statistics	Game					Match
	1	2	3	4	5	
Longest rally (strokes)	8	8	8			8
Average rally	4	3	4			4

Game Progress

1	YEUNG J / COTE A (CAN)	*-0	1	*-3	4	*-6	8	*-8	8	*-9	9	9
	MIAO M / LAY JF (AUS)	0	*-1	1	*-2	2	*-2	4	*-6	7	*-9	11
2	YEUNG J / COTE A (CAN)	0	*-0	1	*-1	3	*-5	7	*-7	7	*-8	8
	MIAO M / LAY JF (AUS)	*-0	2	*-3	5	*-5	5	*-5	7	*-9	10	11
3	YEUNG J / COTE A (CAN)	*-0	0	*-1	1	*-1	3	*-4	5	5		
	MIAO M / LAY JF (AUS)	0	*-2	3	*-5	7	*-7	8	*-9	11		

NOTES

"*-." denotes first player of pair is server, "-*" denotes second player of pair is server. The "Greatest deficit overcome" only applies when the pair ends up winning the game.



Detailed Team Match Results

Canada (CAN) 1 - 3 Australia (AUS)

Match 4: ZHANG Mo (CAN) 2-3 MIAO Miao (AUS)

Match Summary		Match	Game 1	Game 2	Game 3	Game 4	Game 5
ZHANG Mo	CAN	2	11	6	8	14	8
MIAO Miao	AUS	3	4	11	11	12	11
Duration		39min	5min	5min	7min	11min	8min

Team Match No : WT6 Table : 1 Umpires : MOORE Alan (NZL) WONG Teck Yun (MAS)

Player Statistics	ZHANG Mo (CAN)						MIAO Miao (AUS)					
	Game					Match	Game					Match
	1	2	3	4	5		1	2	3	4	5	
Points won	11	6	8	14	8	2	4	11	11	12	11	3
Biggest lead	7	-	2	4	1	7	-	7	3	1	4	7
Points won on own serve	3	2	6	7	7	25	1	4	8	6	8	27
Points lost on own serve	3	6	3	6	2	20	6	4	1	6	1	18
Most consecutive points won	5	3	3	4	3	5	2	6	3	3	5	6
Greatest deficit overcome	-	-	-	1	-	1	-	-	2	-	1	2
Handedness/Grip	Right/						Right/					

Game/Match Statistics	Game					Match
	1	2	3	4	5	
Longest rally (strokes)	11	11	12	12	6	12
Average rally	4	5	5	5	4	5

Game Progress

1	ZHANG Mo (CAN)	0	2	*4	5	*6	7	*9	10	11								
	MIAO Miao (AUS)	0	*0	0	*1	2	*3	3	*4	4								
2	ZHANG Mo (CAN)	0	*1	1	*1	1	*3	3	*4	6	6							
	MIAO Miao (AUS)	0	1	*3	5	*7	7	*9	10	*10	11							
3	ZHANG Mo (CAN)	0	1	*2	4	*4	5	*5	7	*7	8	8						
	MIAO Miao (AUS)	0	*1	2	*2	4	*5	7	*7	9	*10	11						
4	ZHANG Mo (CAN)	0	*2	4	*4	5	*6	7	*8	9	*9	10	*11	11	*12	12	*13	14
	MIAO Miao (AUS)	0	0	*0	2	*3	4	*5	6	*7	9	*10	10	*11	11	*12	12	12
5	ZHANG Mo (CAN)	0	1	*1	3	*4	4	*4	6	*6	8	8						
	MIAO Miao (AUS)	0	*1	3	*3	4	*6	8	*8	10	*10	11						

NOTES

"*" denotes server. The "Greatest deficit overcome" only applies when the player ends up winning the game.



Detailed Team Match Results

Canada (CAN) 3 - 0 Mauritius (MRI)

Team Match No : WT11 Table : 2 Umpires : CHAN Kameron (AUS) ALMASI William (AUS)

Match 1			Match	Game 1	Game 2	Game 3	Game 4	Game 5
A	COTE Alicia	CAN	3	11	11	11		
X	HO WAN KAU Elodie	MRI	0	5	4	7		
Duration of Match 1			16min	5min	4min	6min		

Match 2			Match	Game 1	Game 2	Game 3	Game 4	Game 5
B	ZHANG Mo	CAN	3	11	11	11		
Y	RAMASAWMY Sanjana Alix	MRI	0	2	5	1		
Duration of Match 2			12min	3min	4min	4min		

Match 3			Match	Game 1	Game 2	Game 3	Game 4	Game 5
C/A	YEUNG J / COTE A	CAN	3	11	11	11		
Z/Y	KINOO R / RAMASAWMY SA	MRI	0	5	2	4		
Duration of Match 3			14min	4min	4min	4min		

Duration of Team Match	42min
------------------------	--------------

Player Statistics	Canada (CAN)					Team Match	Mauritius (MRI)					Team Match
	Match						Match					
	1	2	3	4	5		1	2	3	4	5	
Points won	3	3	3			3	0	0	0			0
Biggest lead	7	10	9			10	4	2	-			4
Points won on own serve	19	17	20			56	10	5	9			24
Points lost on own serve	6	3	2			11	14	15	12			41
Most consecutive points won	7	10	9			10	4	2	2			4
Greatest deficit overcome	4	2	-			4	-	-	-			-

Match/Team Match Statistics	Match					Team Match
	1	2	3	4	5	
Longest rally (strokes)	15	11	8			15
Average rally	4	4	4			4

NOTES

The "Greatest deficit overcome" only applies when the player/pair ends up winning the game.

LEGEND

No. Number WT Women's Team



Detailed Team Match Results

Canada (CAN) 3 - 0 Mauritius (MRI)

Match 1: COTE Alicia (CAN) 3-0 HO WAN KAU Elodie (MRI)

Match Summary		Match	Game 1	Game 2	Game 3	Game 4	Game 5
COTE Alicia	CAN	3	11	11	11		
HO WAN KAU Elodie	MRI	0	5	4	7		
Duration		16min	5min	4min	6min		

Team Match No : WT11 Table : 2 Umpires : CHAN Kameron (AUS) ALMASI William (AUS)

Player Statistics	COTE Alicia (CAN)						HO WAN KAU Elodie (MRI)					
	Game					Match	Game					Match
	1	2	3	4	5		1	2	3	4	5	
Points won	11	11	11			3	5	4	7			0
Biggest lead	6	7	4			7	2	2	4			4
Points won on own serve	6	6	7			19	3	3	4			10
Points lost on own serve	2	1	3			6	5	5	4			14
Most consecutive points won	6	7	6			7	2	2	4			4
Greatest deficit overcome	2	2	4			4	-	-	-			-
Handedness/Grip	Right/						/					

Game/Match Statistics	Game					Match
	1	2	3	4	5	
Longest rally (strokes)	15	11	5			15
Average rally	4	4	3			4

Game Progress

1	COTE Alicia (CAN)	*0	0	*2	4	*4	6	*8	10	11	
	HO WAN KAU Elodie (MRI)	0	*2	2	*2	4	*4	4	*4	5	
2	COTE Alicia (CAN)	0	*0	2	*3	4	*6	8	*10	11	
	HO WAN KAU Elodie (MRI)	*0	2	*2	3	*4	4	*4	4	4	
3	COTE Alicia (CAN)	*0	0	*0	2	*4	5	*5	7	*9	11
	HO WAN KAU Elodie (MRI)	0	*2	4	*4	4	*5	7	*7	7	

NOTES

"*" denotes server. The "Greatest deficit overcome" only applies when the player ends up winning the game.



Detailed Team Match Results

Canada (CAN) 3 - 0 Mauritius (MRI)

Match 2: ZHANG Mo (CAN) 3-0 RAMASAWMY Sanjana Alix (MRI)

Match Summary		Match	Game 1	Game 2	Game 3	Game 4	Game 5
ZHANG Mo	CAN	3	11	11	11		
RAMASAWMY Sanjana Alix	MRI	0	2	5	1		
Duration		12min	3min	4min	4min		

Team Match No : WT11 Table : 2 Umpires : CHAN Kameron (AUS) ALMASI William (AUS)

Player Statistics	ZHANG Mo (CAN)						RAMASAWMY Sanjana Alix (MRI)					
	Game					Match	Game					Match
	1	2	3	4	5		1	2	3	4	5	
Points won	11	11	11			3	2	5	1			0
Biggest lead	9	6	10			10	1	2	-			2
Points won on own serve	6	7	4			17	1	4	0			5
Points lost on own serve	1	1	1			3	5	4	6			15
Most consecutive points won	10	6	6			10	2	2	1			2
Greatest deficit overcome	1	2	-			2	-	-	-			-
Handedness/Grip	Right/						/					

Game/Match Statistics	Game					Match
	1	2	3	4	5	
Longest rally (strokes)	5	11	6			11
Average rally	4	5	4			4

Game Progress

1	ZHANG Mo (CAN)	*0	1	*2	4	*6	8	*10	11	
	RAMASAWMY Sanjana Alix (MRI)	0	*1	2	*2	2	*2	2	2	
2	ZHANG Mo (CAN)	0	*1	2	*2	4	*6	8	*9	11
	RAMASAWMY Sanjana Alix (MRI)	*0	1	*2	4	*4	4	*4	5	5
3	ZHANG Mo (CAN)	0	2	*4	5	*7	9	11		
	RAMASAWMY Sanjana Alix (MRI)	0	*0	0	*1	1	*1	1		

NOTES

"*" denotes server. The "Greatest deficit overcome" only applies when the player ends up winning the game.



Detailed Team Match Results

Canada (CAN) 3 - 0 Mauritius (MRI)

Match 3: YEUNG Justina (CAN) 3-0 KINOO Ruqayyah (MRI)
COTE Alicia RAMASAWMY Sanjana Alix

Match Summary

		Match	Game 1	Game 2	Game 3	Game 4	Game 5
YEUNG Justina / COTE A	CAN	3	11	11	11		
KINOO Ruqayyah / RAMASAWMY SA	MRI	0	5	2	4		
	Duration	14min	4min	4min	4min		

Team Match No : WT11 Table : 2 Umpires : CHAN Kameron (AUS) ALMASI William (AUS)

Player Statistics	YEUNG J / COTE A (CAN)						KINOO R / RAMASAWMY SA (MRI)					
	Game					Match	Game					Match
	1	2	3	4	5		1	2	3	4	5	
Points won	11	11	11			3	5	2	4			0
Biggest lead	7	9	7			9	-	-	-			-
Points won on own serve	7	6	7			20	4	1	4			9
Points lost on own serve	1	1	0			2	4	5	3			12
Most consecutive points won	4	9	4			9	2	1	1			2
Greatest deficit overcome	-	-	-			-	-	-	-			-
Handedness/Grip	Right/ - Right/						/ - /					

Game/Match Statistics	Game					Match
	1	2	3	4	5	
Longest rally (strokes)	6	8	6			8
Average rally	3	4	4			4

Game Progress

1	YEUNG J / COTE A (CAN)	0	*-2	4	*-4	6	*-7	9	*-10	11
	KINOO R / RAMASAWMY SA (MRI)	*-0	0	*-0	2	*-2	3	*-3	4	5
2	YEUNG J / COTE A (CAN)	*-0	1	*-3	5	*-7	9	*-10	11	
	KINOO R / RAMASAWMY SA (MRI)	0	*-1	1	*-1	1	*-1	2	2	
3	YEUNG J / COTE A (CAN)	0	*-1	3	*-4	6	*-7	9	*-10	11
	KINOO R / RAMASAWMY SA (MRI)	0	1	*-1	2	*-2	3	*-3	4	4

NOTES

"*-." denotes first player of pair is server, "-*" denotes second player of pair is server. The "Greatest deficit overcome" only applies when the pair ends up winning the game.



Detailed Team Match Results

England (ENG) 3 - 0 Guyana (GUY)

Team Match No : WT4 Table : 5 Umpires : LIM Lim Ee Koon (MAS) DINSEY Greg (AUS)

Match 1			Match	Game 1	Game 2	Game 3	Game 4	Game 5
A	HO Tin-Tin	ENG	3	11	11	11		
X	CUMMINGS Natalie	GUY	0	5	5	3		
Duration of Match 1			15min	4min	5min	4min		

Match 2			Match	Game 1	Game 2	Game 3	Game 4	Game 5
B	SIBLEY Kelly	ENG	3	11	11	11		
Y	LOWE Trenace	GUY	0	2	9	6		
Duration of Match 2			16min	4min	5min	5min		

Match 3			Match	Game 1	Game 2	Game 3	Game 4	Game 5
C/B	TSAPTSINOS M / SIBLEY K	ENG	3	11	11	11		
Z/X	GREAVES P / CUMMINGS N	GUY	0	1	5	3		
Duration of Match 3			13min	3min	4min	4min		

Duration of Team Match	14min
------------------------	-------

Player Statistics	England (ENG)					Team Match	Guyana (GUY)					Team Match
	Match						Match					
	1	2	3	4	5		1	2	3	4	5	
Points won	3	3	3			3	0	0	0			0
Biggest lead	8	9	10			10	2	3	-			3
Points won on own serve	13	18	14			45	4	10	3			17
Points lost on own serve	9	7	6			22	20	14	18			52
Most consecutive points won	4	7	8			8	2	3	3			3
Greatest deficit overcome	2	3	-			3	-	-	-			-

Match/Team Match Statistics	Match					Team Match
	1	2	3	4	5	
Longest rally (strokes)	10	12	9			12
Average rally	4	4	4			4

NOTES

The "Greatest deficit overcome" only applies when the player/pair ends up winning the game.

LEGEND

No. Number WT Women's Team



Detailed Team Match Results

England (ENG) 3 - 0 Guyana (GUY)

Match 1: HO Tin-Tin (ENG) 3-0 CUMMINGS Natalie (GUY)

Match Summary		Match	Game 1	Game 2	Game 3	Game 4	Game 5
HO Tin-Tin	ENG	3	11	11	11		
CUMMINGS Natalie	GUY	0	5	5	3		
Duration		15min	4min	5min	4min		

Team Match No : WT4 Table : 5 Umpires : LIM Lim Ee Koon (MAS) DINSEY Greg (AUS)

Player Statistics	HO Tin-Tin (ENG)						CUMMINGS Natalie (GUY)					
	Game					Match	Game					Match
	1	2	3	4	5		1	2	3	4	5	
Points won	11	11	11			3	5	5	3			0
Biggest lead	7	6	8			8	-	2	-			2
Points won on own serve	7	3	3			13	4	0	0			4
Points lost on own serve	1	5	3			9	4	8	8			20
Most consecutive points won	3	4	4			4	2	2	1			2
Greatest deficit overcome	-	2	-			2	-	-	-			-
Handedness/Grip	Right/						Left/					

Game/Match Statistics	Game					Match
	1	2	3	4	5	
Longest rally (strokes)	7	10	7			10
Average rally	3	4	4			4

Game Progress

1	HO Tin-Tin (ENG)	0	*1	3	*4	6	*7	9	*10	11
	CUMMINGS Natalie (GUY)	*0	1	*1	2	*2	3	*3	4	5
2	HO Tin-Tin (ENG)	*0	0	*2	3	*5	6	*8	9	11
	CUMMINGS Natalie (GUY)	0	*2	2	*3	3	*4	4	*5	5
3	HO Tin-Tin (ENG)	0	*2	3	*5	6	*8	9	11	
	CUMMINGS Natalie (GUY)	*0	0	*1	1	*2	2	*3	3	

NOTES

"*" denotes server. The "Greatest deficit overcome" only applies when the player ends up winning the game.



Detailed Team Match Results

England (ENG) 3 - 0 Guyana (GUY)

Match 2: SIBLEY Kelly (ENG) 3-0 LOWE Trenace (GUY)

Match Summary		Match	Game 1	Game 2	Game 3	Game 4	Game 5
SIBLEY Kelly	ENG	3	11	11	11		
LOWE Trenace	GUY	0	2	9	6		
Duration		16min	4min	5min	5min		

Team Match No : WT4 Table : 5 Umpires : LIM Lim Ee Koon (MAS) DINSEY Greg (AUS)

Player Statistics	SIBLEY Kelly (ENG)						LOWE Trenace (GUY)					
	Game					Match	Game					Match
	1	2	3	4	5		1	2	3	4	5	
Points won	11	11	11			3	2	9	6			0
Biggest lead	9	2	7			9	-	3	-			3
Points won on own serve	6	6	6			18	1	5	4			10
Points lost on own serve	1	4	2			7	5	5	4			14
Most consecutive points won	6	3	7			7	1	3	3			3
Greatest deficit overcome	-	3	-			3	-	-	-			-
Handedness/Grip	Right/						Left/					

Game/Match Statistics	Game					Match
	1	2	3	4	5	
Longest rally (strokes)	7	10	12			12
Average rally	4	4	5			4

Game Progress

1	SIBLEY Kelly (ENG)	*0	2	*4	5	*6	8	*10	11			
	LOWE Trenace (GUY)	0	*0	0	*1	2	*2	2	2			
2	SIBLEY Kelly (ENG)	0	*0	1	*2	4	*5	6	*7	8	*10	11
	LOWE Trenace (GUY)	*0	2	*3	4	*4	5	*6	7	*8	8	9
3	SIBLEY Kelly (ENG)	0	1	*2	4	*6	8	*9	10	*10	11	
	LOWE Trenace (GUY)	0	*1	2	*2	2	*2	3	*4	6	6	

NOTES

"*" denotes server. The "Greatest deficit overcome" only applies when the player ends up winning the game.



Detailed Team Match Results

England (ENG) 3 - 0 Guyana (GUY)

Match 3: **TSAPTSINOS Maria (ENG)** 3-0 **GREAVES Priscilla (GUY)**
SIBLEY Kelly **CUMMINGS Natalie**

Match Summary

		Match	Game 1	Game 2	Game 3	Game 4	Game 5
TSAPTSINOS Maria / SIBLEY K	ENG	3	11	11	11		
GREAVES Priscilla / CUMMINGS N	GUY	0	1	5	3		
	Duration	13min	3min	4min	4min		

Team Match No : WT4 Table : 5 Umpires : LIM Lim Ee Koon (MAS) DINSEY Greg (AUS)

Player Statistics	TSAPTSINOS M / SIBLEY K (ENG)						GREAVES P / CUMMINGS N (GUY)					
	Game					Match	Game					Match
	1	2	3	4	5		1	2	3	4	5	
Points won	11	11	11			3	1	5	3			0
Biggest lead	10	6	8			10	-	-	-			-
Points won on own serve	5	5	4			14	0	2	1			3
Points lost on own serve	1	3	2			6	6	6	6			18
Most consecutive points won	8	4	5			8	1	3	2			3
Greatest deficit overcome	-	-	-			-	-	-	-			-
Handedness/Grip	Right/ - Right/						Right/ - Left/					

Game/Match Statistics	Game					Match
	1	2	3	4	5	
Longest rally (strokes)	6	9	8			9
Average rally	3	4	3			4

Game Progress

1	TSAPTSINOS M / SIBLEY K (ENG)	0	-*2	3	*-5	7	-*9	11	
	GREAVES P / CUMMINGS N (GUY)	*-0	0	*-1	1	*-1	1	1	
2	TSAPTSINOS M / SIBLEY K (ENG)	*-0	2	*-4	5	*-5	6	-*8	11
	GREAVES P / CUMMINGS N (GUY)	0	*-0	0	*-1	3	*-4	4	*-5
3	TSAPTSINOS M / SIBLEY K (ENG)	0	-*2	3	*-5	6	-*7	9	11
	GREAVES P / CUMMINGS N (GUY)	0	0	*-1	1	*-2	3	-*3	3

NOTES

"*-" denotes first player of pair is server, "-*" denotes second player of pair is server. The "Greatest deficit overcome" only applies when the pair ends up winning the game.



Detailed Team Match Results

England (ENG) 3 - 0 Vanuatu (VAN)

Team Match No : WT5 Table : 3 Umpires : FELIX Marguerita (BAR) MILLER Samuel (AUS)

Match 1			Match	Game 1	Game 2	Game 3	Game 4	Game 5
A	HO Tin-Tin	ENG	3	11	11	11		
X	TOMMY Priscilla	VAN	0	2	6	7		
Duration of Match 1			16min	4min	5min	6min		

Match 2			Match	Game 1	Game 2	Game 3	Game 4	Game 5
B	SIBLEY Kelly	ENG	3	11	11	11		
Y	QWEA Stephanie	VAN	0	1	2	2		
Duration of Match 2			12min	3min	4min	4min		

Match 3			Match	Game 1	Game 2	Game 3	Game 4	Game 5
C/B	TSAPTSINOS M / SIBLEY K	ENG	3	11	12	11		
Z/X	LULU A / TOMMY P	VAN	0	6	10	5		
Duration of Match 3			17min	4min	6min	4min		

Duration of Team Match	17min
------------------------	-------

Player Statistics	England (ENG)					Team Match	Vanuatu (VAN)					Team Match
	Match						Match					
	1	2	3	4	5		1	2	3	4	5	
Points won	3	3	3			3	0	0	0			0
Biggest lead	9	10	6			10	3	1	2			3
Points won on own serve	15	18	18			51	7	5	12			24
Points lost on own serve	8	0	9			17	18	14	15			47
Most consecutive points won	7	10	6			10	4	2	2			4
Greatest deficit overcome	3	1	2			3	-	-	-			-

Match/Team Match Statistics	Match					Team Match
	1	2	3	4	5	
Longest rally (strokes)	20	18	10			20
Average rally	6	6	4			5

NOTES

The "Greatest deficit overcome" only applies when the player/pair ends up winning the game.

LEGEND

No. Number WT Women's Team



Detailed Team Match Results

England (ENG) 3 - 0 Vanuatu (VAN)

Match 1: HO Tin-Tin (ENG) 3-0 TOMMY Priscilla (VAN)

Match Summary		Match	Game 1	Game 2	Game 3	Game 4	Game 5
HO Tin-Tin	ENG	3	11	11	11		
TOMMY Priscilla	VAN	0	2	6	7		
Duration		16min	4min	5min	6min		

Team Match No : WT5 Table : 3 Umpires : FELIX Marguerita (BAR) MILLER Samuel (AUS)

Player Statistics	HO Tin-Tin (ENG)						TOMMY Priscilla (VAN)					
	Game					Match	Game					Match
	1	2	3	4	5		1	2	3	4	5	
Points won	11	11	11			3	2	6	7			0
Biggest lead	9	5	4			9	-	1	3			3
Points won on own serve	4	7	4			15	0	4	3			7
Points lost on own serve	2	2	4			8	7	4	7			18
Most consecutive points won	7	4	4			7	1	1	4			4
Greatest deficit overcome	-	1	3			3	-	-	-			-
Handedness/Grip	Right/						Right/					

Game/Match Statistics	Game					Match
	1	2	3	4	5	
Longest rally (strokes)	10	11	20			20
Average rally	5	4	7			6

Game Progress

1	HO Tin-Tin (ENG)	0	*2	3	*5	7	*9	10	11		
	TOMMY Priscilla (VAN)	*0	0	*1	1	*1	1	*2	2		
2	HO Tin-Tin (ENG)	*0	1	*2	4	*5	7	*8	9	*10	11
	TOMMY Priscilla (VAN)	0	*1	2	*2	3	*3	4	*5	6	6
3	HO Tin-Tin (ENG)	0	*1	1	*2	3	*5	6	*8	10	11
	TOMMY Priscilla (VAN)	*0	1	*3	4	*5	5	*6	6	*6	7

NOTES

"*" denotes server. The "Greatest deficit overcome" only applies when the player ends up winning the game.



Detailed Team Match Results

England (ENG) 3 - 0 Vanuatu (VAN)

Match 2: SIBLEY Kelly (ENG) 3-0 QWEA Stephanie (VAN)

Match Summary		Match	Game 1	Game 2	Game 3	Game 4	Game 5
SIBLEY Kelly	ENG	3	11	11	11		
QWEA Stephanie	VAN	0	1	2	2		
Duration		12min	3min	4min	4min		

Team Match No : WT5 Table : 3 Umpires : FELIX Marguerita (BAR) MILLER Samuel (AUS)

Player Statistics	SIBLEY Kelly (ENG)						QWEA Stephanie (VAN)					
	Game					Match	Game					Match
	1	2	3	4	5		1	2	3	4	5	
Points won	11	11	11			3	1	2	2			0
Biggest lead	10	9	9			10	-	1	-			1
Points won on own serve	6	6	6			18	1	2	2			5
Points lost on own serve	0	0	0			0	5	5	4			14
Most consecutive points won	10	8	6			10	1	1	2			2
Greatest deficit overcome	-	1	-			1	-	-	-			-
Handedness/Grip	Right/						Right/					

Game/Match Statistics	Game					Match
	1	2	3	4	5	
Longest rally (strokes)	18	13	14			18
Average rally	6	5	6			6

Game Progress

1	SIBLEY Kelly (ENG)	*0	2	*4	6	*8	10	11	
	QWEA Stephanie (VAN)	0	*0	0	*0	0	*0	1	
2	SIBLEY Kelly (ENG)	0	*1	3	*5	7	*8	10	11
	QWEA Stephanie (VAN)	*0	1	*1	1	*1	2	*2	2
3	SIBLEY Kelly (ENG)	0	2	*4	6	*6	8	*10	11
	QWEA Stephanie (VAN)	0	*0	0	*0	2	*2	2	2

NOTES

"*" denotes server. The "Greatest deficit overcome" only applies when the player ends up winning the game.



Detailed Team Match Results

England (ENG) 3 - 0 Vanuatu (VAN)

Match 3: **TSAPTSINOS Maria (ENG)** 3-0 **LULU Anolyn (VAN)**
SIBLEY Kelly **TOMMY Priscilla**

Match Summary

		Match	Game 1	Game 2	Game 3	Game 4	Game 5
TSAPTSINOS Maria / SIBLEY K	ENG	3	11	12	11		
LULU Anolyn / TOMMY P	VAN	0	6	10	5		
	Duration	17min	4min	6min	4min		

Team Match No : WT5 Table : 3 Umpires : FELIX Marguerita (BAR) MILLER Samuel (AUS)

Player Statistics	TSAPTSINOS M / SIBLEY K (ENG)						LULU A / TOMMY P (VAN)					
	Game					Match	Game					Match
	1	2	3	4	5		1	2	3	4	5	
Points won	11	12	11			3	6	10	5			0
Biggest lead	5	2	6			6	2	2	-			2
Points won on own serve	6	6	6			18	4	5	3			12
Points lost on own serve	2	5	2			9	5	6	4			15
Most consecutive points won	6	4	4			6	2	2	2			2
Greatest deficit overcome	2	2	-			2	-	-	-			-
Handedness/Grip	Right/ - Right/						Right/ - Right/					

Game/Match Statistics	Game					Match
	1	2	3	4	5	
Longest rally (strokes)	9	8	10			10
Average rally	4	4	5			4

Game Progress

1	TSAPTSINOS M / SIBLEY K (ENG)	0	*-0	2	*-3	4	*-5	6	*-8	10	11			
	LULU A / TOMMY P (VAN)	*-0	2	*-2	3	*-4	5	*-6	6	*-6	6			
2	TSAPTSINOS M / SIBLEY K (ENG)	*-0	1	*-1	3	*-4	5	*-6	7	*-8	8	*-10	11	12
	LULU A / TOMMY P (VAN)	0	*-1	3	*-3	4	*-5	6	*-7	8	*-10	10	*-10	10
3	TSAPTSINOS M / SIBLEY K (ENG)	0	*-2	3	*-4	6	*-7	8	*-9	11				
	LULU A / TOMMY P (VAN)	0	0	*-1	2	*-2	3	*-4	5	5				

NOTES

"*-." denotes first player of pair is server, "-*" denotes second player of pair is server. The "Greatest deficit overcome" only applies when the pair ends up winning the game.



Detailed Team Match Results

Guyana (GUY) 3 - 2 Vanuatu (VAN)

Team Match No : WT12 Table : 5 Umpires : WONG Kenneth (AUS) McNEILL Jock (AUS)

Match 1			Match	Game 1	Game 2	Game 3	Game 4	Game 5
A	LOWE Trenace	GUY	0	8	6	7		
X	TOMMY Priscilla	VAN	3	11	11	11		
Duration of Match 1			17min	5min	4min	6min		

Match 2			Match	Game 1	Game 2	Game 3	Game 4	Game 5
B	CUMMINGS Natalie	GUY	3	11	11	11		
Y	QWEA Stephanie	VAN	0	7	6	5		
Duration of Match 2			19min	6min	6min	6min		

Match 3			Match	Game 1	Game 2	Game 3	Game 4	Game 5
C/B	GREAVES P / CUMMINGS N	GUY	0	7	9	6		
Z/X	LULU A / TOMMY P	VAN	3	11	11	11		
Duration of Match 3			18min	5min	6min	5min		

Match 4			Match	Game 1	Game 2	Game 3	Game 4	Game 5
A	LOWE Trenace	GUY	3	11	11	11		
Z	LULU Anolyn	VAN	0	5	9	3		
Duration of Match 4			13min	4min	5min	4min		

Match 5			Match	Game 1	Game 2	Game 3	Game 4	Game 5
C	GREAVES Priscilla	GUY	3	11	11	11		
Y	QWEA Stephanie	VAN	0	7	5	3		
Duration of Match 5			15min	5min	4min	4min		

Duration of Team Match	1h43min
------------------------	---------

Player Statistics	Guyana (GUY)						Vanuatu (VAN)					
	Match					Team Match	Match					Team Match
	1	2	3	4	5		1	2	3	4	5	
Points won	0	3	0	3	3	3	3	0	3	0	0	2
Biggest lead	1	6	5	8	8	8	5	1	6	1	1	6
Points won on own serve	10	12	11	17	15	65	15	5	17	10	8	55
Points lost on own serve	18	13	15	7	7	60	11	20	11	15	18	75
Most consecutive points won	3	4	5	5	6	6	4	3	7	3	3	7
Greatest deficit overcome	-	1	-	1	1	1	1	-	5	-	-	5

Match/Team Match Statistics	Match					Team Match
	1	2	3	4	5	
Longest rally (strokes)	12	18	9	13	21	21
Average rally	5	6	4	5	6	5

NOTES

The "Greatest deficit overcome" only applies when the player/pair ends up winning the game.

LEGEND

No. Number WT Women's Team



Detailed Team Match Results

Guyana (GUY) 3 - 2 Vanuatu (VAN)

Match 1: LOWE Trenace (GUY) 0-3 TOMMY Priscilla (VAN)

Match Summary		Match	Game 1	Game 2	Game 3	Game 4	Game 5
LOWE Trenace	GUY	0	8	6	7		
TOMMY Priscilla	VAN	3	11	11	11		
Duration		17min	5min	4min	6min		

Team Match No : WT12 Table : 5 Umpires : WONG Kenneth (AUS) McNEILL Jock (AUS)

Player Statistics	LOWE Trenace (GUY)						TOMMY Priscilla (VAN)					
	Game					Match	Game					Match
	1	2	3	4	5		1	2	3	4	5	
Points won	8	6	7			0	11	11	11			3
Biggest lead	-	1	1			1	5	5	4			5
Points won on own serve	3	1	6			10	4	4	7			15
Points lost on own serve	7	7	4			18	5	5	1			11
Most consecutive points won	3	2	2			3	4	4	4			4
Greatest deficit overcome	-	-	-			-	-	1	1			1
Handedness/Grip	Left/						Right/					

Game/Match Statistics	Game					Match
	1	2	3	4	5	
Longest rally (strokes)	9	9	12			12
Average rally	5	5	5			5

Game Progress

1	LOWE Trenace (GUY)	*0	0	*1	2	*4	4	*5	5	*6	8	8
	TOMMY Priscilla (VAN)	0	*2	3	*4	4	*6	7	*9	10	*10	11
2	LOWE Trenace (GUY)	0	*1	1	*3	4	*5	5	*6	6	6	6
	TOMMY Priscilla (VAN)	*0	1	*3	3	*4	5	*7	8	*10	11	11
3	LOWE Trenace (GUY)	*0	1	*2	3	*3	5	*5	7	*7	7	7
	TOMMY Priscilla (VAN)	0	*1	2	*3	5	*5	7	*7	9	11	11

NOTES

"*" denotes server. The "Greatest deficit overcome" only applies when the player ends up winning the game.



Detailed Team Match Results

Guyana (GUY) 3 - 2 Vanuatu (VAN)

Match 2: CUMMINGS Natalie (GUY) 3-0 QWEA Stephanie (VAN)

Match Summary		Match	Game 1	Game 2	Game 3	Game 4	Game 5
CUMMINGS Natalie	GUY	3	11	11	11		
QWEA Stephanie	VAN	0	7	6	5		
Duration		19min	6min	6min	6min		

Team Match No : WT12 Table : 5 Umpires : WONG Kenneth (AUS) McNEILL Jock (AUS)

Player Statistics	CUMMINGS Natalie (GUY)						QWEA Stephanie (VAN)					
	Game					Match	Game					Match
	1	2	3	4	5		1	2	3	4	5	
Points won	11	11	11			3	7	6	5			0
Biggest lead	4	5	6			6	1	-	-			1
Points won on own serve	2	7	3			12	1	4	0			5
Points lost on own serve	6	2	5			13	9	4	7			20
Most consecutive points won	3	4	4			4	3	2	2			3
Greatest deficit overcome	1	-	-			1	-	-	-			-
Handedness/Grip	Left/						Right/					

Game/Match Statistics	Game					Match
	1	2	3	4	5	
Longest rally (strokes)	18	14	13			18
Average rally	6	6	6			6

Game Progress

1	CUMMINGS Natalie (GUY)	0	*2	2	*3	4	*6	6	*8	9	11
	QWEA Stephanie (VAN)	*0	0	*2	3	*4	4	*6	6	*7	7
2	CUMMINGS Natalie (GUY)	*0	2	*4	5	*5	6	*7	9	*10	11
	QWEA Stephanie (VAN)	0	*0	0	*1	3	*4	5	*5	6	6
3	CUMMINGS Natalie (GUY)	0	*2	2	*4	5	*7	7	*9	11	
	QWEA Stephanie (VAN)	0	0	*2	2	*3	3	*5	5	5	

NOTES

"*" denotes server. The "Greatest deficit overcome" only applies when the player ends up winning the game.



Detailed Team Match Results

Guyana (GUY) 3 - 2 Vanuatu (VAN)

Match 3: GREAVES Priscilla (GUY) **0-3** LULU Anolyn (VAN)
CUMMINGS Natalia TOMMY Priscilla

Match Summary

		Match	Game 1	Game 2	Game 3	Game 4	Game 5
GREAVES Priscilla / CUMMINGS N	GUY	0	7	9	6		
LULU Anolyn / TOMMY P	VAN	3	11	11	11		
	Duration	18min	5min	6min	5min		

Team Match No : WT12 Table : 5 Umpires : WONG Kenneth (AUS) McNEILL Jock (AUS)

Player Statistics	GREAVES P / CUMMINGS N (GUY)						LULU A / TOMMY P (VAN)					
	Game					Match	Game					Match
	1	2	3	4	5		1	2	3	4	5	
Points won	7	9	6			0	11	11	11			3
Biggest lead	2	5	1			5	6	2	5			6
Points won on own serve	4	5	2			11	7	6	4			17
Points lost on own serve	4	5	6			15	3	4	4			11
Most consecutive points won	3	5	2			5	6	7	3			7
Greatest deficit overcome	-	-	-			-	2	5	1			5
Handedness/Grip	Right/ - Left/						Right/ - Right/					

Game/Match Statistics	Game					Match
	1	2	3	4	5	
Longest rally (strokes)	9	9	9			9
Average rally	4	5	4			4

Game Progress

1	GREAVES P / CUMMINGS N (GUY)	0	*-2	2	*-2	4	*-4	4	*-4	6	7
	LULU A / TOMMY P (VAN)	*-0	0	*-2	4	*-4	6	*-8	10	*-10	11
2	GREAVES P / CUMMINGS N (GUY)	*-0	2	*-4	5	*-6	7	*-8	9	*-9	9
	LULU A / TOMMY P (VAN)	0	*-0	0	*-1	2	*-3	4	*-5	7	*-9
3	GREAVES P / CUMMINGS N (GUY)	0	*-1	2	*-3	4	*-5	5	*-6	6	6
	LULU A / TOMMY P (VAN)	0	1	*-2	3	*-4	5	*-7	8	*-10	11

NOTES

"*-." denotes first player of pair is server, "-*" denotes second player of pair is server. The "Greatest deficit overcome" only applies when the pair ends up winning the game.



Detailed Team Match Results

Guyana (GUY) 3 - 2 Vanuatu (VAN)

Match 4: **LOWE Trenace (GUY) 3-0 LULU Anolyn (VAN)**

Match Summary		Match	Game 1	Game 2	Game 3	Game 4	Game 5
LOWE Trenace	GUY	3	11	11	11		
LULU Anolyn	VAN	0	5	9	3		
Duration		13min	4min	5min	4min		

Team Match No : WT12 Table : 5 Umpires : WONG Kenneth (AUS) McNEILL Jock (AUS)

Player Statistics	LOWE Trenace (GUY)						LULU Anolyn (VAN)					
	Game					Match	Game					Match
	1	2	3	4	5		1	2	3	4	5	
Points won	11	11	11			3	5	9	3			0
Biggest lead	6	4	8			8	-	1	-			1
Points won on own serve	5	7	5			17	2	6	2			10
Points lost on own serve	3	3	1			7	6	4	5			15
Most consecutive points won	5	4	5			5	3	3	1			3
Greatest deficit overcome	-	1	-			1	-	-	-			-
Handedness/Grip	Left/						Right/					

Game/Match Statistics	Game					Match
	1	2	3	4	5	
Longest rally (strokes)	10	9	13			13
Average rally	4	5	5			5

Game Progress

1	LOWE Trenace (GUY)	0	*2	3	*5	6	*6	7	*9	11		
	LULU Anolyn (VAN)	*0	0	*1	1	*2	4	*5	5	5		
2	LOWE Trenace (GUY)	*0	1	*2	3	*4	6	*7	9	*9	10	11
	LULU Anolyn (VAN)	0	*1	2	*3	4	*4	5	*5	7	*8	9
3	LOWE Trenace (GUY)	0	*2	4	*5	7	*9	10	11			
	LULU Anolyn (VAN)	0	0	*0	1	*1	1	*2	3			

NOTES

"*" denotes server. The "Greatest deficit overcome" only applies when the player ends up winning the game.



Detailed Team Match Results

Guyana (GUY) 3 - 2 Vanuatu (VAN)

Match 5: GREAVES Priscilla (GUY) 3-0 QWEA Stephanie (VAN)

Match Summary		Match	Game 1	Game 2	Game 3	Game 4	Game 5
GREAVES Priscilla	GUY	3	11	11	11		
QWEA Stephanie	VAN	0	7	5	3		
Duration		15min	5min	4min	4min		

Team Match No : WT12 Table : 5 Umpires : WONG Kenneth (AUS) McNEILL Jock (AUS)

Player Statistics	GREAVES Priscilla (GUY)						QWEA Stephanie (VAN)					
	Game					Match	Game					Match
	1	2	3	4	5		1	2	3	4	5	
Points won	11	11	11			3	7	5	3			0
Biggest lead	7	6	8			8	-	1	1			1
Points won on own serve	5	5	5			15	4	2	2			8
Points lost on own serve	3	3	1			7	6	6	6			18
Most consecutive points won	4	5	6			6	3	2	1			3
Greatest deficit overcome	-	1	1			1	-	-	-			-
Handedness/Grip	Right/						Right/					

Game/Match Statistics	Game					Match
	1	2	3	4	5	
Longest rally (strokes)	12	13	21			21
Average rally	5	5	7			6

Game Progress

1	GREAVES Priscilla (GUY)	0	*2	4	*5	7	*8	8	*9	10	11
	QWEA Stephanie (VAN)	*0	0	*0	1	*1	2	*4	5	*6	7
2	GREAVES Priscilla (GUY)	*0	1	*2	3	*5	7	*8	9	11	
	QWEA Stephanie (VAN)	0	*1	2	*3	3	*3	4	*5	5	
3	GREAVES Priscilla (GUY)	0	*1	2	*4	6	*7	9	11		
	QWEA Stephanie (VAN)	*0	1	*2	2	*2	3	*3	3		

NOTES

"*" denotes server. The "Greatest deficit overcome" only applies when the player ends up winning the game.



Detailed Team Match Results

Guyana (GUY) 0 - 3 Singapore (SGP)

Team Match No : WT13 Table : 2 Umpires : PATANE Mark (AUS) JUTLE Harry (ENG)

Match 1			Match	Game 1	Game 2	Game 3	Game 4	Game 5
A	LOWE Trenace	GUY	0	3	2	3		
X	YU Mengyu	SGP	3	11	11	11		
Duration of Match 1			11min	4min	3min	4min		

Match 2			Match	Game 1	Game 2	Game 3	Game 4	Game 5
B	CUMMINGS Natalie	GUY	1	5	2	11	4	
Y	LIN Ye	SGP	3	11	11	9	11	
Duration of Match 2			21min	5min	3min	6min	5min	

Match 3			Match	Game 1	Game 2	Game 3	Game 4	Game 5
C/B	GREAVES P / CUMMINGS N	GUY	0	2	4	2		
Z/Y	ZHOU Y / LIN Y	SGP	3	11	11	11		
Duration of Match 3			13min	4min	4min	4min		

Duration of Team Match	55min
------------------------	-------

Player Statistics	Guyana (GUY)					Team Match	Singapore (SGP)					Team Match
	Match						Match					
	1	2	3	4	5		1	2	3	4	5	
Points won	0	1	0			0	3	3	3			3
Biggest lead	-	3	-			3	9	9	9			9
Points won on own serve	6	14	5			25	17	22	17			56
Points lost on own serve	16	19	16			51	2	7	3			12
Most consecutive points won	2	3	2			3	7	6	8			8
Greatest deficit overcome	-	-	-			-	-	-	-			-

Match/Team Match Statistics	Match					Team Match
	1	2	3	4	5	
Longest rally (strokes)	10	11	12			12
Average rally	3	4	4			4

NOTES

The "Greatest deficit overcome" only applies when the player/pair ends up winning the game.

LEGEND

No. Number WT Women's Team



Detailed Team Match Results

Guyana (GUY) 0 - 3 Singapore (SGP)

Match 1: LOWE Trenace (GUY) 0-3 YU Mengyu (SGP)

Match Summary		Match	Game 1	Game 2	Game 3	Game 4	Game 5
LOWE Trenace	GUY	0	3	2	3		
YU Mengyu	SGP	3	11	11	11		
Duration		11min	4min	3min	4min		

Team Match No : WT13 Table : 2 Umpires : PATANE Mark (AUS) JUTLE Harry (ENG)

Player Statistics	LOWE Trenace (GUY)						YU Mengyu (SGP)					
	Game					Match	Game					Match
	1	2	3	4	5		1	2	3	4	5	
Points won	3	2	3			0	11	11	11			3
Biggest lead	-	-	-			-	8	9	8			9
Points won on own serve	2	2	2			6	5	7	5			17
Points lost on own serve	6	4	6			16	1	0	1			2
Most consecutive points won	1	1	2			2	5	7	5			7
Greatest deficit overcome	-	-	-			-	-	-	-			-
Handedness/Grip	Left/						/					

Game/Match Statistics	Game					Match
	1	2	3	4	5	
Longest rally (strokes)	7	10	6			10
Average rally	3	3	4			3

Game Progress

1	LOWE Trenace (GUY)	*0	0	*1	1	*1	2	*2	3
	YU Mengyu (SGP)	0	*2	3	*5	7	*8	10	11
2	LOWE Trenace (GUY)	0	*0	0	*0	1	*1	2	2
	YU Mengyu (SGP)	*0	2	*4	6	*7	9	*10	11
3	LOWE Trenace (GUY)	*0	0	*0	1	*2	3	*3	3
	YU Mengyu (SGP)	0	*2	4	*5	6	*7	9	11

NOTES

"*" denotes server. The "Greatest deficit overcome" only applies when the player ends up winning the game.



Detailed Team Match Results

Guyana (GUY) 0 - 3 Singapore (SGP)

Match 2: CUMMINGS Natalie (GUY) 1-3 LIN Ye (SGP)

Match Summary		Match	Game 1	Game 2	Game 3	Game 4	Game 5
CUMMINGS Natalie	GUY	1	5	2	11	4	
LIN Ye	SGP	3	11	11	9	11	
Duration		21min	5min	3min	6min	5min	

Team Match No : WT13 Table : 2 Umpires : PATANE Mark (AUS) JUTLE Harry (ENG)

Player Statistics	CUMMINGS Natalie (GUY)					Match	LIN Ye (SGP)					Match
	Game						Game					
	1	2	3	4	5		1	2	3	4	5	
Points won	5	2	11	4		1	11	11	9	11		3
Biggest lead	-	-	3	-		3	6	9	-	7		9
Points won on own serve	3	1	6	4		14	5	5	5	7		22
Points lost on own serve	5	6	4	4		19	2	1	4	0		7
Most consecutive points won	2	1	3	1		3	4	6	3	3		6
Greatest deficit overcome	-	-	-	-		-	-	-	-	-		-
Handedness/Grip	Left/						/					

Game/Match Statistics	Game					Match
	1	2	3	4	5	
Longest rally (strokes)	9	7	10	11		11
Average rally	4	4	4	5		4

Game Progress

1	CUMMINGS Natalie (GUY)	0	*0	2	*2	2	*4	4	*4	5		
	LIN Ye (SGP)	0	2	*2	4	*6	6	*8	10	11		
2	CUMMINGS Natalie (GUY)	*0	0	*1	1	*1	2	*2	2			
	LIN Ye (SGP)	0	*2	3	*5	7	*8	10	11			
3	CUMMINGS Natalie (GUY)	0	*2	2	*3	5	*6	7	*7	9	*10	11
	LIN Ye (SGP)	0	0	*2	3	*3	4	*5	7	*7	8	9
4	CUMMINGS Natalie (GUY)	*0	1	*1	2	*2	3	*3	4	4		
	LIN Ye (SGP)	0	*1	3	*4	6	*7	9	*10	11		

NOTES

"*" denotes server. The "Greatest deficit overcome" only applies when the player ends up winning the game.



Detailed Team Match Results

Guyana (GUY) 0 - 3 Singapore (SGP)

Match 3: GREAVES Priscilla (GUY) 0-3 ZHOU Yihan (SGP)
CUMMINGS Natalie LIN Ye

Match Summary

		Match	Game 1	Game 2	Game 3	Game 4	Game 5
GREAVES Priscilla / CUMMINGS N	GUY	0	2	4	2		
ZHOU Yihan / LIN Y	SGP	3	11	11	11		
	Duration	13min	4min	4min	4min		

Team Match No : WT13 Table : 2 Umpires : PATANE Mark (AUS) JUTLE Harry (ENG)

Player Statistics	GREAVES P / CUMMINGS N (GUY)						ZHOU Y / LIN Y (SGP)					
	Game					Match	Game					Match
	1	2	3	4	5		1	2	3	4	5	
Points won	2	4	2			0	11	11	11			3
Biggest lead	-	-	-			-	9	7	9			9
Points won on own serve	1	2	2			5	5	6	6			17
Points lost on own serve	6	5	5			16	1	2	0			3
Most consecutive points won	1	1	2			2	8	4	8			8
Greatest deficit overcome	-	-	-			-	-	-	-			-
Handedness/Grip	Right/ - Left/						/ - /					

Game/Match Statistics	Game					Match
	1	2	3	4	5	
Longest rally (strokes)	6	6	12			12
Average rally	3	4	5			4

Game Progress

1	GREAVES P / CUMMINGS N (GUY)	*-0	0	*-1	2	*-2	2	*-2	2
	ZHOU Y / LIN Y (SGP)	0	*-2	3	*-4	6	*-8	10	11
2	GREAVES P / CUMMINGS N (GUY)	0	*-0	0	*-1	2	*-2	3	*-4
	ZHOU Y / LIN Y (SGP)	*-0	2	*-4	5	*-6	8	*-9	10
3	GREAVES P / CUMMINGS N (GUY)	*-0	0	*-0	0	*-0	2	*-2	2
	ZHOU Y / LIN Y (SGP)	0	*-2	4	*-6	8	*-8	10	11

NOTES

"*-." denotes first player of pair is server, "-*" denotes second player of pair is server. The "Greatest deficit overcome" only applies when the pair ends up winning the game.



Detailed Team Match Results

Wales (WAL) 1 - 3 Australia (AUS)

Team Match No : WT14 Table : 1 Umpires : CHAN Cheryl (SGP) HAKIMARA Marzieh (CAN)

Match 1			Match	Game 1	Game 2	Game 3	Game 4	Game 5
A	CAREY Charlotte	WAL	3	4	11	11	15	
X	LAY Jian Fang	AUS	1	11	6	8	13	
Duration of Match 1			33min	5min	6min	7min	12min	

Match 2			Match	Game 1	Game 2	Game 3	Game 4	Game 5
B	THOMAS Chloe	WAL	0	8	4	3		
Y	TAPPER Melissa	AUS	3	11	11	11		
Duration of Match 2			19min	7min	6min	6min		

Match 3			Match	Game 1	Game 2	Game 3	Game 4	Game 5
C/B	HURSEY A / THOMAS C	WAL	0	8	2	2		
Z/X	MIAO M / LAY JF	AUS	3	11	11	11		
Duration of Match 3			17min	6min	4min	5min		

Match 4			Match	Game 1	Game 2	Game 3	Game 4	Game 5
A	CAREY Charlotte	WAL	2	11	4	11	11	3
Z	MIAO Miao	AUS	3	5	11	13	8	11
Duration of Match 4			41min	6min	6min	12min	9min	7min

Duration of Team Match	2h8min
------------------------	--------

Player Statistics	Wales (WAL)					Team Match	Australia (AUS)					Team Match
	Match						Match					
	1	2	3	4	5		1	2	3	4	5	
Points won	3	0	0	2		1	1	3	3	3		3
Biggest lead	6	3	-	8		8	7	8	9	8		9
Points won on own serve	27	9	5	19		60	26	19	15	24		84
Points lost on own serve	12	14	17	24		67	14	6	7	19		46
Most consecutive points won	8	4	3	6		8	4	7	5	9		9
Greatest deficit overcome	2	-	-	1		2	-	3	-	8		8

Match/Team Match Statistics	Match					Team Match
	1	2	3	4	5	
Longest rally (strokes)	23	8	13	15		23
Average rally	5	3	4	4		4

NOTES

The "Greatest deficit overcome" only applies when the player/pair ends up winning the game.

LEGEND

No. Number WT Women's Team



Detailed Team Match Results

Wales (WAL) 1 - 3 Australia (AUS)

Match 1: CAREY Charlotte (WAL) 3-1 LAY Jian Fang (AUS)

Match Summary		Match	Game 1	Game 2	Game 3	Game 4	Game 5
CAREY Charlotte	WAL	3	4	11	11	15	
LAY Jian Fang	AUS	1	11	6	8	13	
	Duration	33min	5min	6min	7min	12min	

Team Match No : WT14 Table : 1 Umpires : CHAN Cheryl (SGP) HAKIMARA Marzieh (CAN)

Player Statistics	CAREY Charlotte (WAL)						LAY Jian Fang (AUS)					
	Game					Match	Game					Match
	1	2	3	4	5		1	2	3	4	5	
Points won	4	11	11	15		3	11	6	8	13		1
Biggest lead	-	6	5	2		6	7	2	2	1		7
Points won on own serve	2	7	7	11		27	6	4	6	10		26
Points lost on own serve	5	2	2	3		12	2	4	4	4		14
Most consecutive points won	2	8	7	3		8	4	3	4	3		4
Greatest deficit overcome	-	2	2	1		2	-	-	-	-		-
Handedness/Grip	Left/						Right/					

Game/Match Statistics	Game					Match
	1	2	3	4	5	
Longest rally (strokes)	8	12	13	23		23
Average rally	5	5	4	6		5

Game Progress

1	CAREY Charlotte (WAL)	0	*0	1	*1	2	*3	3	*4	4								
	LAY Jian Fang (AUS)	*0	2	*3	5	*6	7	*9	10	11								
2	CAREY Charlotte (WAL)	*0	1	*1	2	*4	6	*8	10	*10	11							
	LAY Jian Fang (AUS)	0	*1	3	*4	4	*4	4	*4	6	6							
3	CAREY Charlotte (WAL)	0	*0	2	*4	6	*7	7	*8	10	*10	11						
	LAY Jian Fang (AUS)	*0	2	*2	2	*2	3	*5	6	*6	8	8						
4	CAREY Charlotte (WAL)	*0	2	*2	3	*4	5	*6	8	*8	9	*10	11	*11	12	*12	13	*13
	LAY Jian Fang (AUS)	0	*0	2	*3	4	*5	6	*6	8	*9	10	*10	11	*11	12	*12	13
		14	15															
		*13	13															

NOTES

"*" denotes server. The "Greatest deficit overcome" only applies when the player ends up winning the game.



Detailed Team Match Results

Wales (WAL) 1 - 3 Australia (AUS)

Match 2: THOMAS Chloe (WAL) 0-3 TAPPER Melissa (AUS)

Match Summary		Match	Game 1	Game 2	Game 3	Game 4	Game 5
THOMAS Chloe	WAL	0	8	4	3		
TAPPER Melissa	AUS	3	11	11	11		
Duration		19min	7min	6min	6min		

Team Match No : WT14 Table : 1 Umpires : CHAN Cheryl (SGP) HAKIMARA Marzieh (CAN)

Player Statistics	THOMAS Chloe (WAL)						TAPPER Melissa (AUS)					
	Game					Match	Game					Match
	1	2	3	4	5		1	2	3	4	5	
Points won	8	4	3			0	11	11	11			3
Biggest lead	3	1	-			3	3	7	8			8
Points won on own serve	4	3	2			9	6	6	7			19
Points lost on own serve	5	5	4			14	4	1	1			6
Most consecutive points won	4	1	2			4	3	5	7			7
Greatest deficit overcome	-	-	-			-	3	1	-			3
Handedness/Grip	Right/						Left/					

Game/Match Statistics	Game					Match
	1	2	3	4	5	
Longest rally (strokes)	6	7	8			8
Average rally	3	4	3			3

Game Progress

1	THOMAS Chloe (WAL)	0	*1	2	*3	5	*6	6	*7	8	*8	8
	TAPPER Melissa (AUS)	*0	1	*2	3	*3	4	*6	7	*8	10	11
2	THOMAS Chloe (WAL)	*0	1	*2	3	*3	4	*4	4	4		
	TAPPER Melissa (AUS)	0	*1	2	*3	5	*6	8	*10	11		
3	THOMAS Chloe (WAL)	0	*0	0	*0	1	*2	3	3			
	TAPPER Melissa (AUS)	*0	2	*4	6	*7	8	*9	11			

NOTES

"*" denotes server. The "Greatest deficit overcome" only applies when the player ends up winning the game.



Detailed Team Match Results

Wales (WAL) 1 - 3 Australia (AUS)

Match 3: HURSEY Anna (WAL) 0-3 MIAO Miao (AUS)
THOMAS Chloe LAY Jian Fang

Match Summary

		Match	Game 1	Game 2	Game 3	Game 4	Game 5
HURSEY Anna / THOMAS C	WAL	0	8	2	2		
MIAO Miao / LAY JF	AUS	3	11	11	11		
	Duration	17min	6min	4min	5min		

Team Match No : WT14 Table : 1 Umpires : CHAN Cheryl (SGP) HAKIMARA Marzieh (CAN)

Player Statistics	HURSEY A / THOMAS C (WAL)						MIAO M / LAY JF (AUS)					
	Game					Match	Game					Match
	1	2	3	4	5		1	2	3	4	5	
Points won	8	2	2			0	11	11	11			3
Biggest lead	-	-	-			-	5	9	9			9
Points won on own serve	3	1	1			5	4	6	5			15
Points lost on own serve	7	5	5			17	5	1	1			7
Most consecutive points won	3	1	1			3	3	5	5			5
Greatest deficit overcome	-	-	-			-	-	-	-			-
Handedness/Grip	Right/ - Right/						Right/ - Right/					

Game/Match Statistics	Game					Match
	1	2	3	4	5	
Longest rally (strokes)	13	7	7			13
Average rally	4	4	4			4

Game Progress

1	HURSEY A / THOMAS C (WAL)	*-0	0	*-1	1	*-2	3	*-5	5	*-6	8	8
	MIAO M / LAY JF (AUS)	0	*-2	3	*-5	6	*-7	7	*-9	10	*-10	11
2	HURSEY A / THOMAS C (WAL)	0	*-1	1	*-1	2	*-2	2	2			2
	MIAO M / LAY JF (AUS)	*-0	1	*-3	5	*-6	8	*-10	11			11
3	HURSEY A / THOMAS C (WAL)	0	1	*-1	1	*-2	2	*-2	2			2
	MIAO M / LAY JF (AUS)	0	*-1	3	*-5	6	*-8	10	11			11

NOTES

"*-." denotes first player of pair is server, "-*" denotes second player of pair is server. The "Greatest deficit overcome" only applies when the pair ends up winning the game.



Detailed Team Match Results

Wales (WAL) 1 - 3 Australia (AUS)

Match 4: CAREY Charlotte (WAL) 2-3 MIAO Miao (AUS)

Match Summary		Match	Game 1	Game 2	Game 3	Game 4	Game 5
CAREY Charlotte	WAL	2	11	4	11	11	3
MIAO Miao	AUS	3	5	11	13	8	11
Duration		41min	6min	6min	12min	9min	7min

Team Match No : WT14 Table : 1 Umpires : CHAN Cheryl (SGP) HAKIMARA Marzieh (CAN)

Player Statistics	CAREY Charlotte (WAL)						MIAO Miao (AUS)					
	Game					Match	Game					Match
	1	2	3	4	5		1	2	3	4	5	
Points won	11	4	11	11	3	2	5	11	13	8	11	3
Biggest lead	6	-	8	3	-	8	1	7	2	1	8	8
Points won on own serve	6	3	6	3	1	19	3	6	7	2	6	24
Points lost on own serve	2	5	6	6	5	24	5	1	4	7	2	19
Most consecutive points won	6	2	6	4	1	6	2	5	9	2	4	9
Greatest deficit overcome	1	-	-	1	-	1	-	-	8	-	-	8
Handedness/Grip	Left/						Right/					

Game/Match Statistics	Game					Match
	1	2	3	4	5	
Longest rally (strokes)	9	7	8	15	9	15
Average rally	4	4	4	5	5	4

Game Progress

1	CAREY Charlotte (WAL)	0	*1	2	*4	6	*7	8	*9	11						
	MIAO Miao (AUS)	*0	1	*2	2	*2	3	*4	5	5						
2	CAREY Charlotte (WAL)	*0	1	*1	1	*2	4	*4	4	4						
	MIAO Miao (AUS)	0	*1	3	*5	6	*6	8	*10	11						
3	CAREY Charlotte (WAL)	0	*2	3	*4	6	*8	10	*10	10	*10	10	*10	11	*11	11
	MIAO Miao (AUS)	0	0	*1	2	*2	2	*2	4	*6	8	*10	11	*11	12	13
4	CAREY Charlotte (WAL)	0	1	*2	3	*5	6	*7	7	*9	10	11				
	MIAO Miao (AUS)	0	*1	2	*3	3	*4	5	*7	7	*8	8				
5	CAREY Charlotte (WAL)	0	*0	0	*1	2	*2	2	3							
	MIAO Miao (AUS)	*0	2	*4	5	*6	8	*10	11							

NOTES

"*" denotes server. The "Greatest deficit overcome" only applies when the player ends up winning the game.



Detailed Team Match Results

England (ENG) 3 - 1 Canada (CAN)

Team Match No : WT15 Table : 1 Umpires : ABDULLAH Diana (MAS) ADAMS Tiffany (RSA)

Match 1			Match	Game 1	Game 2	Game 3	Game 4	Game 5
A	SIBLEY Kelly	ENG	1	11	8	4	9	
X	ZHANG Mo	CAN	3	5	11	11	11	
Duration of Match 1			33min	6min	8min	6min	11min	

Match 2			Match	Game 1	Game 2	Game 3	Game 4	Game 5
B	HO Tin-Tin	ENG	3	11	7	11	9	11
Y	COTE Alicia	CAN	2	8	11	6	11	5
Duration of Match 2			38min	7min	7min	5min	8min	7min

Match 3			Match	Game 1	Game 2	Game 3	Game 4	Game 5
C/A	TSAPTSINOS M / SIBLEY K	ENG	3	11	11	7	5	11
Z/Y	YEUNG J / COTE A	CAN	2	6	4	11	11	4
Duration of Match 3			32min	5min	5min	7min	5min	6min

Match 4			Match	Game 1	Game 2	Game 3	Game 4	Game 5
B	HO Tin-Tin	ENG	3	11	8	11	11	
Z	YEUNG Justina	CAN	1	4	11	3	8	
Duration of Match 4			24min	4min	5min	4min	7min	

Duration of Team Match	2h24min
------------------------	----------------

Player Statistics	England (ENG)					Team Match	Canada (CAN)					Team Match
	Match						Match					
	1	2	3	4	5		1	2	3	4	5	
Points won	1	3	3	3		3	3	2	2	1		1
Biggest lead	6	6	7	8		8	7	5	6	3		7
Points won on own serve	16	24	24	20		84	18	21	21	13		73
Points lost on own serve	18	20	15	13		66	15	24	20	21		80
Most consecutive points won	6	4	7	7		7	8	4	7	3		8
Greatest deficit overcome	4	1	2	1		4	1	1	3	2		3

Match/Team Match Statistics	Match					Team Match
	1	2	3	4	5	
Longest rally (strokes)	19	11	8	10		19
Average rally	6	4	4	4		4

NOTES

The "Greatest deficit overcome" only applies when the player/pair ends up winning the game.

LEGEND

No. Number WT Women's Team



Detailed Team Match Results

England (ENG) 3 - 1 Canada (CAN)

Match 1: SIBLEY Kelly (ENG) 1-3 ZHANG Mo (CAN)

Match Summary		Match	Game 1	Game 2	Game 3	Game 4	Game 5
SIBLEY Kelly	ENG	1	11	8	4	9	
ZHANG Mo	CAN	3	5	11	11	11	
Duration		33min	6min	8min	6min	11min	

Team Match No : WT15 Table : 1 Umpires : ABDULLAH Diana (MAS) ADAMS Tiffany (RSA)

Player Statistics	SIBLEY Kelly (ENG)						ZHANG Mo (CAN)					
	Game					Match	Game					Match
	1	2	3	4	5		1	2	3	4	5	
Points won	11	8	4	9		1	5	11	11	11		3
Biggest lead	6	1	1	1		6	4	3	7	4		7
Points won on own serve	5	4	2	5		16	2	5	6	5		18
Points lost on own serve	3	5	5	5		18	6	4	1	4		15
Most consecutive points won	6	4	2	3		6	4	4	8	4		8
Greatest deficit overcome	4	-	-	-		4	-	1	1	1		1
Handedness/Grip	Right/						Right/					

Game/Match Statistics	Game					Match
	1	2	3	4	5	
Longest rally (strokes)	11	16	11	19		19
Average rally	4	5	5	8		6

Game Progress

1	SIBLEY Kelly (ENG)	*0	0	*0	2	*4	5	*7	9	11
	ZHANG Mo (CAN)	0	*2	4	*4	4	*5	5	*5	5
2	SIBLEY Kelly (ENG)	0	*1	2	*2	3	*4	5	*7	8
	ZHANG Mo (CAN)	0	1	*2	4	*5	6	*7	7	*8
3	SIBLEY Kelly (ENG)	0	1	*1	1	*1	2	*3	4	4
	ZHANG Mo (CAN)	0	*1	3	*5	7	*8	9	*10	11
4	SIBLEY Kelly (ENG)	0	*1	2	*3	3	*3	5	*6	8
	ZHANG Mo (CAN)	0	1	*2	3	*5	7	*7	8	*8

NOTES

"*" denotes server. The "Greatest deficit overcome" only applies when the player ends up winning the game.



Detailed Team Match Results

England (ENG) 3 - 1 Canada (CAN)

Match 2: HO Tin-Tin (ENG) 3-2 COTE Alicia (CAN)

Match Summary		Match	Game 1	Game 2	Game 3	Game 4	Game 5
HO Tin-Tin	ENG	3	11	7	11	9	11
COTE Alicia	CAN	2	8	11	6	11	5
Duration		38min	7min	7min	5min	8min	7min

Team Match No : WT15 Table : 1 Umpires : ABDULLAH Diana (MAS) ADAMS Tiffany (RSA)

Player Statistics	HO Tin-Tin (ENG)						COTE Alicia (CAN)					
	Game					Match	Game					Match
	1	2	3	4	5		1	2	3	4	5	
Points won	11	7	11	9	11	3	8	11	6	11	5	2
Biggest lead	3	-	6	1	6	6	1	5	1	2	-	5
Points won on own serve	7	4	6	3	4	24	6	5	4	5	1	21
Points lost on own serve	2	6	2	6	4	20	4	3	5	5	7	24
Most consecutive points won	2	4	4	3	4	4	2	4	2	3	3	4
Greatest deficit overcome	1	-	1	-	-	1	-	-	-	1	-	1
Handedness/Grip	Right/						Right/					

Game/Match Statistics	Game					Match
	1	2	3	4	5	
Longest rally (strokes)	7	10	7	10	11	11
Average rally	3	5	4	5	5	4

Game Progress

1	HO Tin-Tin (ENG)	0	*1	3	*3	4	*5	6	*7	9	*10	11
	COTE Alicia (CAN)	*0	1	*1	3	*4	5	*6	7	*7	8	8
2	HO Tin-Tin (ENG)	*0	1	*1	2	*3	3	*4	6	*7	7	
	COTE Alicia (CAN)	0	*1	3	*4	5	*7	8	*8	9	11	
3	HO Tin-Tin (ENG)	0	*1	2	*4	6	*7	9	*9	10	11	
	COTE Alicia (CAN)	*0	1	*2	2	*2	3	*3	5	*6	6	
4	HO Tin-Tin (ENG)	0	1	*2	2	*4	4	*5	7	*8	9	9
	COTE Alicia (CAN)	0	*1	2	*4	4	*6	7	*7	8	*9	11
5	HO Tin-Tin (ENG)	0	*2	3	*5	6	*7	7	*9	11		
	COTE Alicia (CAN)	*0	0	*1	1	*2	3	*5	5	5		

NOTES

"*" denotes server. The "Greatest deficit overcome" only applies when the player ends up winning the game.



Detailed Team Match Results

England (ENG) 3 - 1 Canada (CAN)

Match 3: **TSAPTSINOS Maria (ENG)** 3-2 **YEUNG Justina (CAN)**
SIBLEY Kelly **COTE Alicia**

Match Summary

		Match	Game 1	Game 2	Game 3	Game 4	Game 5
TSAPTSINOS Maria / SIBLEY K	ENG	3	11	11	7	5	11
YEUNG Justina / COTE A	CAN	2	6	4	11	11	4
	Duration	32min	5min	5min	7min	5min	6min

Team Match No : WT15 Table : 1 Umpires : ABDULLAH Diana (MAS) ADAMS Tiffany (RSA)

Player Statistics	TSAPTSINOS M / SIBLEY K (ENG)						YEUNG J / COTE A (CAN)					
	Game					Match	Game					Match
	1	2	3	4	5		1	2	3	4	5	
Points won	11	11	7	5	11	3	6	4	11	11	4	2
Biggest lead	5	7	3	-	7	7	1	2	4	6	1	6
Points won on own serve	5	7	3	3	6	24	3	3	6	6	3	21
Points lost on own serve	3	1	5	5	1	15	6	4	4	2	4	20
Most consecutive points won	4	7	3	3	5	7	2	2	7	4	2	7
Greatest deficit overcome	1	2	-	-	1	2	-	-	3	-	-	3
Handedness/Grip	Right/ - Right/						Right/ - Right/					

Game/Match Statistics	Game					Match
	1	2	3	4	5	
Longest rally (strokes)	6	8	4	7	8	8
Average rally	3	4	3	4	5	4

Game Progress

1	TSAPTSINOS M / SIBLEY K (ENG)	0	*-1	2	*-4	5	*-6	7	*-8	10	11
	YEUNG J / COTE A (CAN)	*-0	1	*-2	2	*-3	4	*-5	6	*-6	6
2	TSAPTSINOS M / SIBLEY K (ENG)	*-0	1	*-1	3	*-4	6	*-8	10	11	
	YEUNG J / COTE A (CAN)	0	*-1	3	*-3	4	*-4	4	*-4	4	
3	TSAPTSINOS M / SIBLEY K (ENG)	0	*-1	3	*-4	4	*-4	4	*-6	7	7
	YEUNG J / COTE A (CAN)	*-0	1	*-1	2	*-4	6	*-8	8	*-9	11
4	TSAPTSINOS M / SIBLEY K (ENG)	*-0	1	*-1	2	*-2	3	*-5	5	5	
	YEUNG J / COTE A (CAN)	0	*-1	3	*-4	6	*-7	7	*-9	11	
5	TSAPTSINOS M / SIBLEY K (ENG)	0	*-1	2	*-3	5	*-6	8	*-10	11	
	YEUNG J / COTE A (CAN)	0	1	*-2	3	*-3	4	*-4	4	4	

NOTES

"*-." denotes first player of pair is server, "-*" denotes second player of pair is server. The "Greatest deficit overcome" only applies when the pair ends up winning the game.



Detailed Team Match Results

England (ENG) 3 - 1 Canada (CAN)

Match 4: HO Tin-Tin (ENG) 3-1 YEUNG Justina (CAN)

Match Summary		Match	Game 1	Game 2	Game 3	Game 4	Game 5
HO Tin-Tin	ENG	3	11	8	11	11	
YEUNG Justina	CAN	1	4	11	3	8	
Duration		24min	4min	5min	4min	7min	

Team Match No : WT15 Table : 1 Umpires : ABDULLAH Diana (MAS) ADAMS Tiffany (RSA)

Player Statistics	HO Tin-Tin (ENG)						YEUNG Justina (CAN)					
	Game					Match	Game					Match
	1	2	3	4	5		1	2	3	4	5	
Points won	11	8	11	11		3	4	11	3	8		1
Biggest lead	7	2	8	3		8	1	3	-	1		3
Points won on own serve	6	4	4	6		20	3	5	1	4		13
Points lost on own serve	1	6	2	4		13	5	4	7	5		21
Most consecutive points won	4	3	7	3		7	1	3	2	2		3
Greatest deficit overcome	1	-	-	1		1	-	2	-	-		2
Handedness/Grip	Right/						Right/					

Game/Match Statistics	Game					Match
	1	2	3	4	5	
Longest rally (strokes)	7	6	10	9		10
Average rally	4	4	4	4		4

Game Progress

1	HO Tin-Tin (ENG)	0	*1	3	*4	6	*8	9	*10	11		
	YEUNG Justina (CAN)	*0	1	*1	2	*2	2	*3	4	4		
2	HO Tin-Tin (ENG)	*0	2	*3	3	*4	4	*6	7	*7	8	8
	YEUNG Justina (CAN)	0	*0	1	*3	4	*6	6	*7	9	*10	11
3	HO Tin-Tin (ENG)	0	*2	4	*6	7	*8	9	11			
	YEUNG Justina (CAN)	*0	0	*0	0	*1	2	*3	3			
4	HO Tin-Tin (ENG)	*0	1	*3	3	*4	5	*6	8	*8	10	11
	YEUNG Justina (CAN)	0	*1	1	*3	4	*5	6	*6	8	*8	8

NOTES

"*" denotes server. The "Greatest deficit overcome" only applies when the player ends up winning the game.



Detailed Team Match Results

Malaysia (MAS) **0 - 3** India (IND)

Team Match No : WT16 Table : 2 Umpires : PURCELL Tom (ENG) PINKEWICH Marie (AUS)

Match 1			Match	Game 1	Game 2	Game 3	Game 4	Game 5
A	HO Ying	MAS	0	9	7	7		
X	BATRA Manika	IND	3	11	11	11		
Duration of Match 1			23min	7min	7min	8min		

Match 2			Match	Game 1	Game 2	Game 3	Game 4	Game 5
B	LYNE Karen	MAS	1	11	9	9	3	
Y	PATKAR Madhurika	IND	3	7	11	11	11	
Duration of Match 2			32min	7min	8min	9min	6min	

Match 3			Match	Game 1	Game 2	Game 3	Game 4	Game 5
C/A	TEE AX / HO Y	MAS	1	8	12	8	7	
Z/Y	DAS M / PATKAR M	IND	3	11	10	11	11	
Duration of Match 3			34min	7min	8min	7min	8min	

Duration of Team Match	1h42min
------------------------	---------

Player Statistics	Malaysia (MAS)					Team Match	India (IND)					Team Match
	Match						Match					
	1	2	3	4	5		1	2	3	4	5	
Points won	0	1	1			0	3	3	3			3
Biggest lead	1	4	4			4	6	8	5			8
Points won on own serve	14	18	18			50	19	23	23			65
Points lost on own serve	14	17	20			51	9	13	16			38
Most consecutive points won	6	4	5			6	6	4	6			6
Greatest deficit overcome	-	-	4			4	1	3	4			4

Match/Team Match Statistics	Match					Team Match
	1	2	3	4	5	
Longest rally (strokes)	10	13	7			13
Average rally	4	4	4			4

NOTES

The "Greatest deficit overcome" only applies when the player/pair ends up winning the game.

LEGEND

No. Number WT Women's Team



Detailed Team Match Results

Malaysia (MAS) **0 - 3** India (IND)

Match 1: HO Ying (MAS) **0-3** BATRA Manika (IND)

Match Summary		Match	Game 1	Game 2	Game 3	Game 4	Game 5
HO Ying	MAS	0	9	7	7		
BATRA Manika	IND	3	11	11	11		
Duration		23min	7min	7min	8min		

Team Match No : WT16 Table : 2 Umpires : PURCELL Tom (ENG) PINKEWICH Marie (AUS)

Player Statistics	HO Ying (MAS)						BATRA Manika (IND)					
	Game					Match	Game					Match
	1	2	3	4	5		1	2	3	4	5	
Points won	9	7	7			0	11	11	11			3
Biggest lead	1	1	1			1	6	6	4			6
Points won on own serve	6	4	4			14	7	5	7			19
Points lost on own serve	4	6	4			14	3	3	3			9
Most consecutive points won	6	3	2			6	6	4	3			6
Greatest deficit overcome	-	-	-			-	1	1	1			1
Handedness/Grip	Right/						Right/					

Game/Match Statistics	Game					Match
	1	2	3	4	5	
Longest rally (strokes)	7	10	9			10
Average rally	4	5	5			4

Game Progress

1	HO Ying (MAS)	0	*0	0	*0	2	*4	6	*7	8	*8	9
	BATRA Manika (IND)	*0	2	*4	6	*6	6	*6	7	*8	10	11
2	HO Ying (MAS)	*0	1	*1	2	*3	4	*4	4	*6	7	
	BATRA Manika (IND)	0	*1	3	*4	5	*6	8	*10	10	11	
3	HO Ying (MAS)	0	*1	2	*3	3	*4	5	*5	7	7	
	BATRA Manika (IND)	*0	1	*2	3	*5	6	*7	9	*9	11	

NOTES

"*" denotes server. The "Greatest deficit overcome" only applies when the player ends up winning the game.



Detailed Team Match Results

Malaysia (MAS) 0 - 3 India (IND)

Match 2: LYNE Karen (MAS) 1-3 PATKAR Madhurika (IND)

Match Summary		Match	Game 1	Game 2	Game 3	Game 4	Game 5
LYNE Karen	MAS	1	11	9	9	3	
PATKAR Madhurika	IND	3	7	11	11	11	
Duration		32min	7min	8min	9min	6min	

Team Match No : WT16 Table : 2 Umpires : PURCELL Tom (ENG) PINKEWICH Marie (AUS)

Player Statistics	LYNE Karen (MAS)						Match	PATKAR Madhurika (IND)						Match
	Game					Match		Game					Match	
	1	2	3	4	5			1	2	3	4	5		
Points won	11	9	9	3		1	7	11	11	11		3		
Biggest lead	4	3	1	-		4	-	2	4	8		8		
Points won on own serve	7	4	5	2		18	4	5	7	7		23		
Points lost on own serve	3	6	4	4		17	4	5	3	1		13		
Most consecutive points won	4	3	4	1		4	3	4	4	4		4		
Greatest deficit overcome	-	-	-	-		-	-	3	1	-		3		
Handedness/Grip	Left/							Right/						

Game/Match Statistics	Game					Match
	1	2	3	4	5	
Longest rally (strokes)	8	6	10	13		13
Average rally	4	4	4	4		4

Game Progress

1	LYNE Karen (MAS)	*0	2	*4	4	*5	6	*6	8	*9	11	
	PATKAR Madhurika (IND)	0	*0	0	*2	3	*4	6	*6	7	7	
2	LYNE Karen (MAS)	0	*2	3	*4	5	*6	7	*8	9	*9	9
	PATKAR Madhurika (IND)	*0	0	*1	2	*3	4	*5	6	*7	9	11
3	LYNE Karen (MAS)	0	1	*2	2	*2	4	*4	5	*7	9	9
	PATKAR Madhurika (IND)	0	*1	2	*4	6	*6	8	*9	9	*9	11
4	LYNE Karen (MAS)	0	*0	0	*1	2	*2	3	3			
	PATKAR Madhurika (IND)	*0	2	*4	5	*6	8	*9	11			

NOTES

"*" denotes server. The "Greatest deficit overcome" only applies when the player ends up winning the game.



Detailed Team Match Results

Malaysia (MAS) 0 - 3 India (IND)

Match 3: TEE Ai Xin (MAS) 1-3 DAS Mouma (IND)
HO Ying PATKAR Madhurika

Match Summary		Match	Game 1	Game 2	Game 3	Game 4	Game 5
TEE Ai Xin / HO Y	MAS	1	8	12	8	7	
DAS Mouma / PATKAR M	IND	3	11	10	11	11	
Duration		34min	7min	8min	7min	8min	

Team Match No : WT16 Table : 2 Umpires : PURCELL Tom (ENG) PINKEWICH Marie (AUS)

Player Statistics	TEE AX / HO Y (MAS)					Match	DAS M / PATKAR M (IND)					Match
	Game						Game					
	1	2	3	4	5		1	2	3	4	5	
Points won	8	12	8	7		1	11	10	11	11		3
Biggest lead	4	2	-	1		4	3	4	5	5		5
Points won on own serve	5	7	4	2		18	7	6	6	4		23
Points lost on own serve	4	4	5	7		20	3	5	4	4		16
Most consecutive points won	4	5	3	3		5	6	5	4	5		6
Greatest deficit overcome	-	4	-	-		4	4	-	-	1		4
Handedness/Grip	Right/ - Right/						Right/ - Right/					

Game/Match Statistics	Game					Match
	1	2	3	4	5	
Longest rally (strokes)	7	7	7	7		7
Average rally	4	4	4	4		4

Game Progress

1	TEE AX / HO Y (MAS)	0	*2	4	*5	6	*6	6	*6	8	*8	8		
	DAS M / PATKAR M (IND)	*0	0	*0	1	*2	4	*6	8	*8	10	11		
2	TEE AX / HO Y (MAS)	*0	1	*1	3	*4	4	*4	6	*7	8	*10	11	12
	DAS M / PATKAR M (IND)	0	*1	3	*3	4	*6	8	*8	9	*10	10	*10	10
3	TEE AX / HO Y (MAS)	0	*1	1	*1	2	*3	5	*6	7	*8	8		
	DAS M / PATKAR M (IND)	*0	1	*3	5	*6	7	*7	8	*9	10	11		
4	TEE AX / HO Y (MAS)	0	1	*2	3	*4	4	*4	5	*7	7			
	DAS M / PATKAR M (IND)	0	*1	2	*3	4	*6	8	*9	9	11			

NOTES

"*-" denotes first player of pair is server, "-*" denotes second player of pair is server. The "Greatest deficit overcome" only applies when the pair ends up winning the game.



Detailed Team Match Results

Singapore (SGP) 3 - 0 Australia (AUS)

Team Match No : WT17 Table : 1 Umpires : MEHRA Vipin (IND) ANS Erica (CAN)

Match 1			Match	Game 1	Game 2	Game 3	Game 4	Game 5
A	FENG Tianwei	SGP	3	11	11	11		
X	TAPPER Melissa	AUS	0	3	9	7		
Duration of Match 1			21min	5min	7min	7min		

Match 2			Match	Game 1	Game 2	Game 3	Game 4	Game 5
B	YU Mengyu	SGP	3	11	11	11		
Y	LAY Jian Fang	AUS	0	6	3	8		
Duration of Match 2			20min	6min	5min	8min		

Match 3			Match	Game 1	Game 2	Game 3	Game 4	Game 5
C/B	ZHOU Y / YU M	SGP	3	11	11	11		
Z/Y	MIAO M / LAY JF	AUS	0	8	7	8		
Duration of Match 3			21min	6min	6min	7min		

Duration of Team Match	1h13min
------------------------	---------

Player Statistics	Singapore (SGP)					Team Match	Australia (AUS)					Team Match
	Match						Match					
	1	2	3	4	5		1	2	3	4	5	
Points won	3	3	3			3	0	0	0			0
Biggest lead	8	8	4			8	3	3	1			3
Points won on own serve	15	16	16			47	10	8	11			29
Points lost on own serve	9	9	11			29	18	16	17			51
Most consecutive points won	5	5	4			5	4	3	3			4
Greatest deficit overcome	3	3	1			3	-	-	-			-

Match/Team Match Statistics	Match					Team Match
	1	2	3	4	5	
Longest rally (strokes)	10	13	8			13
Average rally	4	5	4			4

NOTES

The "Greatest deficit overcome" only applies when the player/pair ends up winning the game.

LEGEND

No. Number WT Women's Team



Detailed Team Match Results

Singapore (SGP) 3 - 0 Australia (AUS)

Match 1: FENG Tianwei (SGP) 3-0 TAPPER Melissa (AUS)

Match Summary		Match	Game 1	Game 2	Game 3	Game 4	Game 5
FENG Tianwei	SGP	3	11	11	11		
TAPPER Melissa	AUS	0	3	9	7		
Duration		21min	5min	7min	7min		

Team Match No : WT17 Table : 1 Umpires : MEHRA Vipin (IND) ANS Erica (CAN)

Player Statistics	FENG Tianwei (SGP)						TAPPER Melissa (AUS)					
	Game					Match	Game					Match
	1	2	3	4	5		1	2	3	4	5	
Points won	11	11	11			3	3	9	7			0
Biggest lead	8	2	5			8	-	3	-			3
Points won on own serve	5	5	5			15	2	4	4			10
Points lost on own serve	1	5	3			9	6	6	6			18
Most consecutive points won	5	4	3			5	1	4	2			4
Greatest deficit overcome	-	3	-			3	-	-	-			-
Handedness/Grip	/						Left/					

Game/Match Statistics	Game					Match
	1	2	3	4	5	
Longest rally (strokes)	9	7	10			10
Average rally	4	4	4			4

Game Progress

1	FENG Tianwei (SGP)	0	*1	3	*4	6	*8	9	11			
	TAPPER Melissa (AUS)	*0	1	*1	2	*2	2	*3	3			
2	FENG Tianwei (SGP)	*0	1	*3	3	*3	4	*5	7	*8	9	11
	TAPPER Melissa (AUS)	0	*1	1	*3	5	*6	7	*7	8	*9	9
3	FENG Tianwei (SGP)	0	*2	3	*4	5	*6	8	*9	10	11	
	TAPPER Melissa (AUS)	*0	0	*1	2	*3	4	*4	5	*6	7	

NOTES

"*" denotes server. The "Greatest deficit overcome" only applies when the player ends up winning the game.



Detailed Team Match Results

Singapore (SGP) 3 - 0 Australia (AUS)

Match 2: YU Mengyu (SGP) 3-0 LAY Jian Fang (AUS)

Match Summary		Match	Game 1	Game 2	Game 3	Game 4	Game 5
YU Mengyu	SGP	3	11	11	11		
LAY Jian Fang	AUS	0	6	3	8		
Duration		20min	6min	5min	8min		

Team Match No : WT17 Table : 1 Umpires : MEHRA Vipin (IND) ANS Erica (CAN)

Player Statistics	YU Mengyu (SGP)						LAY Jian Fang (AUS)					
	Game					Match	Game					Match
	1	2	3	4	5		1	2	3	4	5	
Points won	11	11	11			3	6	3	8			0
Biggest lead	5	8	3			8	3	-	1			3
Points won on own serve	5	6	5			16	3	1	4			8
Points lost on own serve	3	2	4			9	6	5	5			16
Most consecutive points won	5	4	3			5	3	1	2			3
Greatest deficit overcome	3	-	1			3	-	-	-			-
Handedness/Grip	/						Right/					

Game/Match Statistics	Game					Match
	1	2	3	4	5	
Longest rally (strokes)	10	9	13			13
Average rally	5	4	6			5

Game Progress

1	YU Mengyu (SGP)	0	*0	1	*3	4	*5	6	*8	10	11	
	LAY Jian Fang (AUS)	*0	2	*3	3	*4	5	*6	6	*6	6	
2	YU Mengyu (SGP)	*0	2	*4	5	*6	7	*9	*11	12		
	LAY Jian Fang (AUS)	0	*0	0	*1	2	*3	3	3	6		
3	YU Mengyu (SGP)	0	*1	2	*3	4	*5	6	*7	8	*10	11
	LAY Jian Fang (AUS)	0	1	*2	3	*4	5	*6	7	*8	8	8

NOTES

"*" denotes server. The "Greatest deficit overcome" only applies when the player ends up winning the game.



Detailed Team Match Results

Singapore (SGP) 3 - 0 Australia (AUS)

Match 3: ZHOU Yihan (SGP) 3-0 MIAO Miao (AUS)
YU Mengyu LAY Jian Fang

Match Summary		Match	Game 1	Game 2	Game 3	Game 4	Game 5
ZHOU Yihan / YU M	SGP	3	11	11	11		
MIAO Miao / LAY JF	AUS	0	8	7	8		
Duration		21min	6min	6min	7min		

Team Match No : WT17 Table : 1 Umpires : MEHRA Vipin (IND) ANS Erica (CAN)

Player Statistics	ZHOU Y / YU M (SGP)						MIAO M / LAY JF (AUS)					
	Game					Match	Game					Match
	1	2	3	4	5		1	2	3	4	5	
Points won	11	11	11			3	8	7	8			0
Biggest lead	3	4	3			4	1	-	1			1
Points won on own serve	5	6	5			16	3	5	3			11
Points lost on own serve	5	2	4			11	6	5	6			17
Most consecutive points won	4	3	2			4	3	3	1			3
Greatest deficit overcome	1	-	1			1	-	-	-			-
Handedness/Grip	/ - /						Right/ - Right/					

Game/Match Statistics	Game					Match
	1	2	3	4	5	
Longest rally (strokes)	7	8	7			8
Average rally	4	4	4			4

Game Progress

1	ZHOU Y / YU M (SGP)	*-0	1	*-2	4	*-5	5	*-6	7	*-9	10	11
	MIAO M / LAY JF (AUS)	0	*-1	2	*-2	3	*-5	6	*-7	7	*-8	8
2	ZHOU Y / YU M (SGP)	0	*-1	3	*-4	5	*-5	7	*-8	9	11	
	MIAO M / LAY JF (AUS)	*-0	1	*-1	2	*-3	5	*-5	6	*-7	7	
3	ZHOU Y / YU M (SGP)	0	1	*-2	3	*-5	6	*-7	8	*-9	10	11
	MIAO M / LAY JF (AUS)	0	*-1	2	*-3	3	*-4	5	*-6	7	*-8	8

NOTES

"*-." denotes first player of pair is server, "-*" denotes second player of pair is server. The "Greatest deficit overcome" only applies when the pair ends up winning the game.



Detailed Team Match Results

England (ENG) **0 - 3** India (IND)

Team Match No : WT18 Table : 1 Umpires : FRIMPONG Francis (GHA) PINKEWICH Marie (AUS)

Match 1			Match	Game 1	Game 2	Game 3	Game 4	Game 5
A	SIBLEY Kelly	ENG	1	11	7	5	7	
X	BATRA Manika	IND	3	9	11	11	11	
Duration of Match 1			31min	7min	7min	7min	8min	

Match 2			Match	Game 1	Game 2	Game 3	Game 4	Game 5
B	HO Tin-Tin	ENG	1	7	11	12	8	
Y	PATKAR Madhurika	IND	3	11	13	10	11	
Duration of Match 2			40min	7min	10min	10min	9min	

Match 3			Match	Game 1	Game 2	Game 3	Game 4	Game 5
C/A	TSAPTSINOS M / SIBLEY K	ENG	1	7	11	7	1	
Z/Y	DAS M / PATKAR M	IND	3	11	8	11	11	
Duration of Match 3			29min	6min	8min	7min	4min	

Duration of Team Match	1h51min
------------------------	----------------

Player Statistics	England (ENG)					Team Match	India (IND)					Team Match
	Match						Match					
	1	2	3	4	5		1	2	3	4	5	
Points won	1	1	1			0	3	3	3			3
Biggest lead	3	4	3			4	6	4	10			10
Points won on own serve	19	16	13			48	22	20	22			64
Points lost on own serve	19	24	18			61	11	22	13			46
Most consecutive points won	4	5	4			5	5	3	6			6
Greatest deficit overcome	2	1	1			2	1	1	2			2

Match/Team Match Statistics	Match					Team Match
	1	2	3	4	5	
Longest rally (strokes)	12	6	12			12
Average rally	4	3	4			4

NOTES

The "Greatest deficit overcome" only applies when the player/pair ends up winning the game.

LEGEND

No. Number WT Women's Team



Detailed Team Match Results

England (ENG) **0 - 3** India (IND)

Match 1: SIBLEY Kelly (ENG) **1-3** BATRA Manika (IND)

Match Summary		Match	Game 1	Game 2	Game 3	Game 4	Game 5
SIBLEY Kelly	ENG	1	11	7	5	7	
BATRA Manika	IND	3	9	11	11	11	
Duration		31min	7min	7min	7min	8min	

Team Match No : WT18 Table : 1 Umpires : FRIMPONG Francis (GHA) PINKEWICH Marie (AUS)

Player Statistics	SIBLEY Kelly (ENG)						BATRA Manika (IND)					
	Game					Match	Game					Match
	1	2	3	4	5		1	2	3	4	5	
Points won	11	7	5	7		1	9	11	11	11		3
Biggest lead	3	1	-	1		3	2	4	6	4		6
Points won on own serve	7	5	2	5		19	6	6	4	6		22
Points lost on own serve	3	5	6	5		19	4	2	3	2		11
Most consecutive points won	4	1	2	2		4	5	3	4	4		5
Greatest deficit overcome	2	-	-	-		2	-	1	-	1		1
Handedness/Grip	Right/						Right/					

Game/Match Statistics	Game					Match
	1	2	3	4	5	
Longest rally (strokes)	7	12	9	6		12
Average rally	3	5	4	4		4

Game Progress

1	SIBLEY Kelly (ENG)	0	*1	3	*4	5	*5	5	*6	8	*9	11
	BATRA Manika (IND)	*0	1	*1	2	*3	5	*7	8	*8	9	9
2	SIBLEY Kelly (ENG)	*0	1	*2	3	*4	5	*5	6	*6	7	
	BATRA Manika (IND)	0	*1	2	*3	4	*5	7	*8	10	11	
3	SIBLEY Kelly (ENG)	0	*0	0	*1	2	*3	4	*5	5		
	BATRA Manika (IND)	0	2	*4	5	*6	7	*8	9	11		
4	SIBLEY Kelly (ENG)	*0	1	*2	3	*3	4	*4	5	*6	7	
	BATRA Manika (IND)	0	*1	2	*3	5	*6	8	*9	10	11	

NOTES

"*" denotes server. The "Greatest deficit overcome" only applies when the player ends up winning the game.



Detailed Team Match Results

England (ENG) **0 - 3** India (IND)

Match 2: HO Tin-Tin (ENG) **1-3** PATKAR Madhurika (IND)

Match Summary		Match	Game 1	Game 2	Game 3	Game 4	Game 5
HO Tin-Tin	ENG	1	7	11	12	8	
PATKAR Madhurika	IND	3	11	13	10	11	
Duration		40min	7min	10min	10min	9min	

Team Match No : WT18 Table : 1 Umpires : FRIMPONG Francis (GHA) PINKEWICH Marie (AUS)

Player Statistics	HO Tin-Tin (ENG)						PATKAR Madhurika (IND)					
	Game					Match	Game					Match
	1	2	3	4	5		1	2	3	4	5	
Points won	7	11	12	8		1	11	13	10	11		3
Biggest lead	-	1	4	-		4	4	3	1	4		4
Points won on own serve	2	6	6	2		16	5	7	5	3		20
Points lost on own serve	6	6	5	7		24	5	5	6	6		22
Most consecutive points won	3	2	5	2		5	3	3	3	3		3
Greatest deficit overcome	-	-	1	-		1	-	1	-	-		1
Handedness/Grip	Right/						Right/					

Game/Match Statistics	Game					Match
	1	2	3	4	5	
Longest rally (strokes)	6	5	5	5		6
Average rally	4	3	3	3		3

Game Progress

1	HO Tin-Tin (ENG)	0	*0	1	*3	3	*4	5	*6	6	7					
	PATKAR Madhurika (IND)	*0	2	*3	3	*5	6	*7	8	*10	11					
2	HO Tin-Tin (ENG)	*0	1	*1	2	*3	4	*5	6	*8	9	*10	11	*11	11	11
	PATKAR Madhurika (IND)	0	*1	3	*4	5	*6	7	*8	8	*9	10	*10	11	*12	13
3	HO Tin-Tin (ENG)	0	*1	2	*4	6	*6	7	*8	8	*9	10	*11	12		
	PATKAR Madhurika (IND)	*0	1	*2	2	*2	4	*5	6	*8	9	*10	10	10		
4	HO Tin-Tin (ENG)	0	0	*2	2	*3	4	*5	5	*7	8	8				
	PATKAR Madhurika (IND)	0	*2	2	*4	5	*6	7	*9	9	*10	11				

NOTES

"*" denotes server. The "Greatest deficit overcome" only applies when the player ends up winning the game.



Detailed Team Match Results

England (ENG) **0 - 3** India (IND)

Match 3: TSAPTSINOS Maria (ENG) **1-3** DAS Mouma (IND)
SIBLEY Kelly PATKAR Madhurika

Match Summary

		Match	Game 1	Game 2	Game 3	Game 4	Game 5
TSAPTSINOS Maria / SIBLEY K	ENG	1	7	11	7	1	
DAS Mouma / PATKAR M	IND	3	11	8	11	11	
	Duration	29min	6min	8min	7min	4min	

Team Match No : WT18 Table : 1 Umpires : FRIMPONG Francis (GHA) PINKEWICH Marie (AUS)

Player Statistics	TSAPTSINOS M / SIBLEY K (ENG)						DAS M / PATKAR M (IND)					
	Game					Match	Game					Match
	1	2	3	4	5		1	2	3	4	5	
Points won	7	11	7	1		1	11	8	11	11		3
Biggest lead	2	3	2	-		3	4	1	4	10		10
Points won on own serve	3	7	3	0		13	6	5	6	5		22
Points lost on own serve	5	3	5	5		18	4	4	4	1		13
Most consecutive points won	2	3	4	1		4	5	2	4	6		6
Greatest deficit overcome	-	1	-	-		1	2	-	2	-		2
Handedness/Grip	Right/ - Right/						Right/ - Right/					

Game/Match Statistics	Game					Match
	1	2	3	4	5	
Longest rally (strokes)	6	12	9	6		12
Average rally	3	4	4	4		4

Game Progress

1	TSAPTSINOS M / SIBLEY K (ENG)	0	-*2	3	*-3	4	-*5	6	*-6	6	7	
	DAS M / PATKAR M (IND)	*-0	0	*-1	3	*-4	5	*-6	8	*-10	11	
2	TSAPTSINOS M / SIBLEY K (ENG)	*-0	2	*-3	4	*-4	5	*-6	7	*-8	10	11
	DAS M / PATKAR M (IND)	0	*-0	1	*-2	4	*-5	6	*-7	8	*-8	8
3	TSAPTSINOS M / SIBLEY K (ENG)	0	*-1	1	*-3	5	*-5	6	*-7	7	7	
	DAS M / PATKAR M (IND)	*-0	1	*-3	3	*-3	5	*-6	7	*-9	11	
4	TSAPTSINOS M / SIBLEY K (ENG)	0	0	*-0	0	*-1	1	1				
	DAS M / PATKAR M (IND)	0	*-2	4	*-6	7	*-9	11				

NOTES

"*-." denotes first player of pair is server, "-*" denotes second player of pair is server. The "Greatest deficit overcome" only applies when the pair ends up winning the game.



Detailed Team Match Results

England (ENG) 3 - 1 Australia (AUS)

Team Match No : WT20 Table : 1 Umpires : MUGWANYA Ronald (UGA) CHAN Cheryl (SGP)

Match 1			Match	Game 1	Game 2	Game 3	Game 4	Game 5
A	HO Tin-Tin	ENG	3	11	8	11	7	11
X	TAPPER Melissa	AUS	2	4	11	3	11	8
Duration of Match 1			36min	5min	7min	5min	6min	10min

Match 2			Match	Game 1	Game 2	Game 3	Game 4	Game 5
B	SIBLEY Kelly	ENG	2	11	19	11	7	7
Y	LAY Jian Fang	AUS	3	5	21	5	11	11
Duration of Match 2			48min	6min	17min	6min	8min	7min

Match 3			Match	Game 1	Game 2	Game 3	Game 4	Game 5
C/B	TSAPTSINOS M / SIBLEY K	ENG	3	11	9	11	11	
Z/Y	MIAO M / LAY JF	AUS	1	2	11	9	7	
Duration of Match 3			33min	5min	8min	8min	9min	

Match 4			Match	Game 1	Game 2	Game 3	Game 4	Game 5
A	HO Tin-Tin	ENG	3	11	9	14	11	11
Z	MIAO Miao	AUS	2	7	11	12	13	6
Duration of Match 4			53min	7min	8min	15min	11min	8min

Duration of Team Match	3h8min
------------------------	--------

Player Statistics	England (ENG)					Team Match	Australia (AUS)					Team Match
	Match						Match					
	1	2	3	4	5		1	2	3	4	5	
Points won	3	2	3	3		3	2	3	1	2		1
Biggest lead	9	6	9	6		9	4	4	4	5		5
Points won on own serve	28	25	22	26		101	23	25	16	25		89
Points lost on own serve	14	28	13	23		78	20	29	20	30		99
Most consecutive points won	9	6	6	7		9	4	5	5	4		5
Greatest deficit overcome	-	2	4	3		4	1	4	2	1		4

Match/Team Match Statistics	Match					Team Match
	1	2	3	4	5	
Longest rally (strokes)	16	19	14	15		19
Average rally	5	6	5	5		5

NOTES

The "Greatest deficit overcome" only applies when the player/pair ends up winning the game.

LEGEND

No. Number WT Women's Team



Detailed Team Match Results

England (ENG) 3 - 1 Australia (AUS)

Match 1: HO Tin-Tin (ENG) 3-2 TAPPER Melissa (AUS)

Match Summary		Match	Game 1	Game 2	Game 3	Game 4	Game 5
HO Tin-Tin	ENG	3	11	8	11	7	11
TAPPER Melissa	AUS	2	4	11	3	11	8
Duration		36min	5min	7min	5min	6min	10min

Team Match No : WT20 Table : 1 Umpires : MUGWANYA Ronald (UGA) CHAN Cheryl (SGP)

Player Statistics	HO Tin-Tin (ENG)						TAPPER Melissa (AUS)					
	Game					Match	Game					Match
	1	2	3	4	5		1	2	3	4	5	
Points won	11	8	11	7	11	3	4	11	3	11	8	2
Biggest lead	7	1	9	-	5	9	-	3	-	4	-	4
Points won on own serve	7	4	5	5	7	28	4	5	2	6	6	23
Points lost on own serve	0	6	1	5	2	14	4	4	6	2	4	20
Most consecutive points won	6	2	9	3	4	9	2	4	2	4	4	4
Greatest deficit overcome	-	-	-	-	-	-	-	1	-	-	-	1
Handedness/Grip	Right/						Left/					

Game/Match Statistics	Game					Match
	1	2	3	4	5	
Longest rally (strokes)	10	16	11	13	16	16
Average rally	5	5	4	5	6	5

Game Progress

1	HO Tin-Tin (ENG)	0	*1	3	*5	7	*7	9	*10	11		
	TAPPER Melissa (AUS)	*0	1	*1	1	*1	3	*3	4	4		
2	HO Tin-Tin (ENG)	*0	1	*2	3	*4	4	*5	6	*7	8	8
	TAPPER Melissa (AUS)	0	*1	2	*3	4	*6	7	*8	9	*10	11
3	HO Tin-Tin (ENG)	0	*2	4	*6	8	*9	10	11			
	TAPPER Melissa (AUS)	*0	0	*0	0	*0	1	*2	3			
4	HO Tin-Tin (ENG)	*0	1	*1	1	*3	4	*4	6	*6	7	
	TAPPER Melissa (AUS)	0	*1	3	*5	5	*6	8	*8	10	11	
5	HO Tin-Tin (ENG)	0	*2	4	*5	6	*6	7	*8	10	*10	11
	TAPPER Melissa (AUS)	*0	0	*0	1	*2	4	*5	6	*6	8	8

NOTES

"*" denotes server. The "Greatest deficit overcome" only applies when the player ends up winning the game.



Detailed Team Match Results

England (ENG) 3 - 1 Australia (AUS)

Match 2: SIBLEY Kelly (ENG) 2-3 LAY Jian Fang (AUS)

Match Summary		Match	Game 1	Game 2	Game 3	Game 4	Game 5
SIBLEY Kelly	ENG	2	11	19	11	7	7
LAY Jian Fang	AUS	3	5	21	5	11	11
Duration		48min	6min	17min	6min	8min	7min

Team Match No : WT20 Table : 1 Umpires : MUGWANYA Ronald (UGA) CHAN Cheryl (SGP)

Player Statistics	SIBLEY Kelly (ENG)						LAY Jian Fang (AUS)					
	Game					Match	Game					Match
	1	2	3	4	5		1	2	3	4	5	
Points won	11	19	11	7	7	2	5	21	5	11	11	3
Biggest lead	6	4	6	3	1	6	2	2	-	4	4	4
Points won on own serve	5	9	5	4	2	25	2	10	2	7	4	25
Points lost on own serve	3	11	3	4	7	28	6	10	6	3	4	29
Most consecutive points won	6	4	5	4	4	6	2	4	2	4	5	5
Greatest deficit overcome	2	-	-	-	-	2	-	4	-	3	1	4
Handedness/Grip	Right/						Right/					

Game/Match Statistics	Game					Match
	1	2	3	4	5	
Longest rally (strokes)	13	19	16	8	14	19
Average rally	6	5	7	5	5	6

Game Progress

1	SIBLEY Kelly (ENG)	*0	0	*2	3	*5	7	*8	10	11								
	LAY Jian Fang (AUS)	0	*2	2	*3	3	*3	4	*4	5								
2	SIBLEY Kelly (ENG)	0	*2	3	*4	4	*5	7	*9	9	*9	10	*10	11	*11	12	*12	13
	LAY Jian Fang (AUS)	*0	0	*1	2	*4	5	*5	5	*7	9	*10	11	*11	12	*12	13	*13
		*14	14	*15	15	*15	16	*16	17	*18	18	*19	19	*19	19	*19	20	21
		13	*14	14	*15	16	*16	17	*17	17	*18	18	*19	20	21			
3	SIBLEY Kelly (ENG)	*0	2	*3	3	*5	6	*7	9	11								
	LAY Jian Fang (AUS)	0	*0	1	*3	3	*4	5	*5	5								
4	SIBLEY Kelly (ENG)	0	*1	3	*4	5	*5	6	*6	6	7							
	LAY Jian Fang (AUS)	*0	1	*1	2	*3	5	*6	8	*10	11							
5	SIBLEY Kelly (ENG)	0	1	*2	2	*2	4	*6	6	*7	7							
	LAY Jian Fang (AUS)	0	*1	2	*4	6	*6	6	*8	9	11							

NOTES

"*" denotes server. The "Greatest deficit overcome" only applies when the player ends up winning the game.



Detailed Team Match Results

England (ENG) 3 - 1 Australia (AUS)

Match 3: **TSAPTSINOS Maria (ENG)** 3-1 **MIAO Miao (AUS)**
SIBLEY Kelly LAY Jian Fang

Match Summary		Match	Game 1	Game 2	Game 3	Game 4	Game 5
TSAPTSINOS Maria / SIBLEY K	ENG	3	11	9	11	11	
MIAO Miao / LAY JF	AUS	1	2	11	9	7	
	Duration	33min	5min	8min	8min	9min	

Team Match No : WT20 Table : 1 Umpires : MUGWANYA Ronald (UGA) CHAN Cheryl (SGP)

Player Statistics	TSAPTSINOS M / SIBLEY K (ENG)						MIAO M / LAY JF (AUS)					
	Game					Match	Game					Match
	1	2	3	4	5		1	2	3	4	5	
Points won	11	9	11	11		3	2	11	9	7		1
Biggest lead	9	2	2	4		9	-	2	4	1		4
Points won on own serve	5	5	6	6		22	0	6	5	5		16
Points lost on own serve	2	5	4	2		13	6	4	5	5		20
Most consecutive points won	4	2	6	3		6	1	4	5	3		5
Greatest deficit overcome	-	-	4	1		4	-	2	-	-		2
Handedness/Grip	Right/ - Right/						Right/ - Right/					

Game/Match Statistics	Game					Match
	1	2	3	4	5	
Longest rally (strokes)	14	10	8	11		14
Average rally	5	5	4	4		5

Game Progress

1	TSAPTSINOS M / SIBLEY K (ENG)	*-0	2	*-4	5	*-7	8	*-10	11			
	MIAO M / LAY JF (AUS)	0	*-0	0	*-1	1	*-2	2	2			
2	TSAPTSINOS M / SIBLEY K (ENG)	0	*-2	3	*-4	5	*-5	7	*-8	9	*-9	9
	MIAO M / LAY JF (AUS)	*-0	0	*-1	2	*-3	5	*-5	6	*-7	9	11
3	TSAPTSINOS M / SIBLEY K (ENG)	*-0	1	*-2	2	*-2	3	*-4	6	*-8	10	11
	MIAO M / LAY JF (AUS)	0	*-1	2	*-4	6	*-7	8	*-8	8	*-8	9
4	TSAPTSINOS M / SIBLEY K (ENG)	0	*-1	2	*-3	5	*-6	8	*-8	9	11	
	MIAO M / LAY JF (AUS)	*-0	1	*-2	3	*-3	4	*-4	6	*-7	7	

NOTES

"*-." denotes first player of pair is server, "-*" denotes second player of pair is server. The "Greatest deficit overcome" only applies when the pair ends up winning the game.



Detailed Team Match Results

England (ENG) 3 - 1 Australia (AUS)

Match 4: HO Tin-Tin (ENG) 3-2 MIAO Miao (AUS)

Match Summary		Match	Game 1	Game 2	Game 3	Game 4	Game 5
HO Tin-Tin	ENG	3	11	9	14	11	11
MIAO Miao	AUS	2	7	11	12	13	6
Duration		53min	7min	8min	15min	11min	8min

Team Match No : WT20 Table : 1 Umpires : MUGWANYA Ronald (UGA) CHAN Cheryl (SGP)

Player Statistics	HO Tin-Tin (ENG)						MIAO Miao (AUS)					
	Game					Match	Game					Match
	1	2	3	4	5		1	2	3	4	5	
Points won	11	9	14	11	11	3	7	11	12	13	6	2
Biggest lead	4	-	2	1	6	6	3	5	3	3	-	5
Points won on own serve	5	4	7	5	5	26	4	5	7	6	3	25
Points lost on own serve	3	6	5	6	3	23	6	5	7	6	6	30
Most consecutive points won	7	3	3	4	4	7	2	4	3	2	3	4
Greatest deficit overcome	3	-	3	-	-	3	-	-	-	1	-	1
Handedness/Grip	Right/						Right/					

Game/Match Statistics	Game					Match
	1	2	3	4	5	
Longest rally (strokes)	10	14	15	15	12	15
Average rally	4	4	5	6	5	5

Game Progress

1	HO Tin-Tin (ENG)	0	*0	1	*2	3	*4	5	*7	9	11							
	MIAO Miao (AUS)	*0	2	*3	4	*5	6	*7	7	*7	7							
2	HO Tin-Tin (ENG)	*0	0	*0	1	*2	3	*4	5	*7	8	9						
	MIAO Miao (AUS)	0	*2	4	*5	6	*7	8	*9	9	*10	11						
3	HO Tin-Tin (ENG)	0	*1	2	*3	4	*4	5	*6	8	9	10	*11	11	*12	12	*13	14
	MIAO Miao (AUS)	*0	1	*2	3	*4	6	*7	8	*8	*9	*10	10	*11	11	*12	12	12
4	HO Tin-Tin (ENG)	0	1	*1	2	*3	4	*6	7	*8	9	*10	10	*11	11	11	11	
	MIAO Miao (AUS)	0	*1	3	*4	5	*6	6	*7	8	*9	10	*11	11	*12	13		
5	HO Tin-Tin (ENG)	0	*1	2	*4	5	*7	9	*9	10	11							
	MIAO Miao (AUS)	*0	1	*2	2	*3	3	*3	5	*6	6							

NOTES

"*" denotes server. The "Greatest deficit overcome" only applies when the player ends up winning the game.



Detailed Team Match Results

India (IND) 3 - 1 Singapore (SGP)

Team Match No : WT19 Table : 1 Umpires : MIKITA Darek (CAN) WONG Teck Yun (MAS)

Match 1			Match	Game 1	Game 2	Game 3	Game 4	Game 5
A	BATRA Manika	IND	3	11	8	7	11	11
X	FENG Tianwei	SGP	2	8	11	11	9	7
Duration of Match 1			47min	7min	8min	9min	10min	8min

Match 2			Match	Game 1	Game 2	Game 3	Game 4	Game 5
B	PATKAR Madhurika	IND	0	11	2	6		
Y	YU Mengyu	SGP	3	13	11	11		
Duration of Match 2			24min	10min	5min	7min		

Match 3			Match	Game 1	Game 2	Game 3	Game 4	Game 5
C/B	DAS M / PATKAR M	IND	3	11	11	8	11	
Z/Y	ZHOU Y / YU M	SGP	1	7	6	11	7	
Duration of Match 3			34min	6min	6min	7min	10min	

Match 4			Match	Game 1	Game 2	Game 3	Game 4	Game 5
A	BATRA Manika	IND	3	11	11	11		
Z	ZHOU Yihan	SGP	0	7	4	7		
Duration of Match 4			23min	6min	6min	9min		

Duration of Team Match	2h25min
------------------------	---------

Player Statistics	India (IND)					Singapore (SGP)						
	Match					Team Match	Match					Team Match
	1	2	3	4	5		1	2	3	4	5	
Points won	3	0	3	3		3	2	3	1	0		1
Biggest lead	4	1	6	7		7	4	9	3	1		9
Points won on own serve	28	13	21	18		80	29	21	17	9		76
Points lost on own serve	17	14	14	9		54	19	6	19	15		59
Most consecutive points won	4	4	4	7		7	6	6	3	2		6
Greatest deficit overcome	3	-	-	1		3	4	1	1	-		4

Match/Team Match Statistics	Match					Team Match
	1	2	3	4	5	
Longest rally (strokes)	15	11	8	16		16
Average rally	6	4	4	6		5

NOTES

The "Greatest deficit overcome" only applies when the player/pair ends up winning the game.

LEGEND

No. Number WT Women's Team



Detailed Team Match Results

India (IND) 3 - 1 Singapore (SGP)

Match 1: **BATRA Manika (IND)** 3-2 **FENG Tianwei (SGP)**

Match Summary		Match	Game 1	Game 2	Game 3	Game 4	Game 5
BATRA Manika	IND	3	11	8	7	11	11
FENG Tianwei	SGP	2	8	11	11	9	7
Duration		47min	7min	8min	9min	10min	8min

Team Match No : WT19 Table : 1 Umpires : MIKITA Darek (CAN) WONG Teck Yun (MAS)

Player Statistics	BATRA Manika (IND)						FENG Tianwei (SGP)					
	Game					Match	Game					Match
	1	2	3	4	5		1	2	3	4	5	
Points won	11	8	7	11	11	3	8	11	11	9	7	2
Biggest lead	3	4	-	2	4	4	2	3	4	3	-	4
Points won on own serve	7	4	5	5	7	28	6	5	8	4	6	29
Points lost on own serve	2	6	3	5	1	17	4	4	2	6	3	19
Most consecutive points won	3	3	3	4	4	4	3	6	3	4	2	6
Greatest deficit overcome	2	-	-	3	-	3	-	4	-	-	-	4
Handedness/Grip	Right/						/					

Game/Match Statistics	Game					Match
	1	2	3	4	5	
Longest rally (strokes)	14	12	15	13	14	15
Average rally	6	5	7	7	6	6

Game Progress

1	BATRA Manika (IND)	0	*1	2	*2	4	*5	6	*7	9	*10	11
	FENG Tianwei (SGP)	*0	1	*2	4	*4	5	*6	7	*7	8	8
2	BATRA Manika (IND)	*0	1	*3	4	*6	7	*7	8	*8	8	8
	FENG Tianwei (SGP)	0	*1	1	*2	2	*3	5	*6	8	*10	11
3	BATRA Manika (IND)	0	*0	1	*2	3	*3	5	*6	7	7	
	FENG Tianwei (SGP)	*0	2	*3	4	*5	7	*7	8	*9	11	
4	BATRA Manika (IND)	*0	1	*2	3	*4	4	*5	7	*8	9	11
	FENG Tianwei (SGP)	0	*1	2	*3	4	*6	7	*7	8	*9	9
5	BATRA Manika (IND)	0	*1	3	*3	5	*5	6	*7	9	11	
	FENG Tianwei (SGP)	0	1	*1	3	*3	5	*6	7	*7	7	

NOTES

"*" denotes server. The "Greatest deficit overcome" only applies when the player ends up winning the game.



Detailed Team Match Results

India (IND) 3 - 1 Singapore (SGP)

Match 2: PATKAR Madhurika (IND) 0-3 YU Mengyu (SGP)

Match Summary		Match	Game 1	Game 2	Game 3	Game 4	Game 5
PATKAR Madhurika	IND	0	11	2	6		
YU Mengyu	SGP	3	13	11	11		
Duration		24min	10min	5min	7min		

Team Match No : WT19 Table : 1 Umpires : MIKITA Darek (CAN) WONG Teck Yun (MAS)

Player Statistics	PATKAR Madhurika (IND)						YU Mengyu (SGP)					
	Game					Match	Game					Match
	1	2	3	4	5		1	2	3	4	5	
Points won	11	2	6			0	13	11	11			3
Biggest lead	1	-	1			1	4	9	5			9
Points won on own serve	7	2	4			13	8	7	6			21
Points lost on own serve	5	4	5			14	4	0	2			6
Most consecutive points won	4	1	2			4	4	6	4			6
Greatest deficit overcome	-	-	-			-	1	-	1			1
Handedness/Grip	Right/						/					

Game/Match Statistics	Game					Match
	1	2	3	4	5	
Longest rally (strokes)	10	9	11			11
Average rally	4	3	5			4

Game Progress

1	PATKAR Madhurika (IND)	*0	1	*1	1	*3	5	*5	7	*8	9	*10	11	*11	11	11
	YU Mengyu (SGP)	0	*1	3	*5	5	*5	7	*7	8	*9	10	*10	11	*12	13
2	PATKAR Madhurika (IND)	0	*0	1	*1	1	*1	2	2							
	YU Mengyu (SGP)	*0	2	*3	5	*7	9	*10	11							
3	PATKAR Madhurika (IND)	*0	1	*1	2	*3	3	*4	6	*6	6					
	YU Mengyu (SGP)	0	*1	3	*4	5	*7	8	*8	10	11					

NOTES

"*" denotes server. The "Greatest deficit overcome" only applies when the player ends up winning the game.



Detailed Team Match Results

India (IND) 3 - 1 Singapore (SGP)

Match 3: **DAS Mouma (IND) 3-1 ZHOU Yihan (SGP)**
PATKAR Madhurika YU Mengyu

Match Summary		Match	Game 1	Game 2	Game 3	Game 4	Game 5
DAS Mouma / PATKAR M	IND	3	11	11	8	11	
ZHOU Yihan / YU M	SGP	1	7	6	11	7	
	Duration	34min	6min	6min	7min	10min	

Team Match No : WT19 Table : 1 Umpires : MIKITA Darek (CAN) WONG Teck Yun (MAS)

Player Statistics	DAS M / PATKAR M (IND)						ZHOU Y / YU M (SGP)					
	Game					Match	Game					Match
	1	2	3	4	5		1	2	3	4	5	
Points won	11	11	8	11		3	7	6	11	7		1
Biggest lead	6	5	1	4		6	-	-	3	-		3
Points won on own serve	7	7	3	4		21	4	5	5	3		17
Points lost on own serve	3	1	6	4		14	4	4	4	7		19
Most consecutive points won	4	4	2	3		4	3	2	3	1		3
Greatest deficit overcome	-	-	-	-		-	-	-	1	-		1
Handedness/Grip	Right/ - Right/						/ - /					

Game/Match Statistics	Game					Match
	1	2	3	4	5	
Longest rally (strokes)	8	8	6	8		8
Average rally	5	4	3	4		4

Game Progress

1	DAS M / PATKAR M (IND)	-*0	2	*-4	5	-*6	8	*-8	9	-*10	11	
	ZHOU Y / YU M (SGP)	0	-*0	0	*-1	2	-*2	4	*-5	6	7	
2	DAS M / PATKAR M (IND)	0	-*2	4	*-4	6	-*6	7	*-8	10	11	
	ZHOU Y / YU M (SGP)	-*0	0	*-0	2	-*2	4	*-5	6	-*6	6	
3	DAS M / PATKAR M (IND)	0	1	*-2	3	-*4	5	*-6	7	-*8	8	8
	ZHOU Y / YU M (SGP)	0	-*1	2	*-3	4	-*5	6	*-7	8	-*10	11
4	DAS M / PATKAR M (IND)	0	*-1	2	-*3	4	*-6	7	-*9	10	11	
	ZHOU Y / YU M (SGP)	*-0	1	-*2	3	*-4	4	-*5	5	*-6	7	

NOTES

"*-." denotes first player of pair is server, "-*" denotes second player of pair is server. The "Greatest deficit overcome" only applies when the pair ends up winning the game.



Detailed Team Match Results

India (IND) 3 - 1 Singapore (SGP)

Match 4: **BATRA Manika (IND)** 3-0 **ZHOU Yihan (SGP)**

Match Summary		Match	Game 1	Game 2	Game 3	Game 4	Game 5
BATRA Manika	IND	3	11	11	11		
ZHOU Yihan	SGP	0	7	4	7		
Duration		23min	6min	6min	9min		

Team Match No : WT19 Table : 1 Umpires : MIKITA Darek (CAN) WONG Teck Yun (MAS)

Player Statistics	BATRA Manika (IND)						ZHOU Yihan (SGP)					
	Game					Match	Game					Match
	1	2	3	4	5		1	2	3	4	5	
Points won	11	11	11			3	7	4	7			0
Biggest lead	4	7	4			7	1	-	1			1
Points won on own serve	7	5	6			18	4	2	3			9
Points lost on own serve	3	2	4			9	4	6	5			15
Most consecutive points won	3	7	3			7	2	2	2			2
Greatest deficit overcome	1	-	1			1	-	-	-			-
Handedness/Grip	Right/						/					

Game/Match Statistics	Game					Match
	1	2	3	4	5	
Longest rally (strokes)	12	15	16			16
Average rally	5	6	8			6

Game Progress

1	BATRA Manika (IND)	*0	2	*3	3	*4	5	*6	8	*9	11
	ZHOU Yihan (SGP)	0	*0	1	*3	4	*5	6	*6	7	7
2	BATRA Manika (IND)	0	*2	4	*6	7	*8	9	*10	11	
	ZHOU Yihan (SGP)	*0	0	*0	0	*1	2	*3	4	4	
3	BATRA Manika (IND)	*0	1	*2	3	*4	5	*7	8	*9	11
	ZHOU Yihan (SGP)	0	*1	2	*3	4	*5	5	*6	7	7

NOTES

"*" denotes server. The "Greatest deficit overcome" only applies when the player ends up winning the game.



Official Communication

Item: 1

Draw change: The Women's Team event has been redrawn.

Summary:

The points used to determine the seedings were incorrect from ITTF.

Details:

The World Ranking for April was published on April 3 and the file downloaded at 8:00am. The seeding and subsequently the draws were based on this file. As a result of an enquiry the file was downloaded again this morning and found to be different. ITTF was contacted and advised that they had discovered an error in processing results and had updated the file, but not advised anyone. As a result of the updated file the seedings for the Women's Team event changed significantly. The Jury was convened and the decision was made to re-draw the event based on the correct seedings.

Issued by: ITTF Technical Delegate
Time: 15:30
Date: 4 APR 2018

This decision affects: Results
Schedule
Other

X



Official Communication

Item: 2

Schedule amendment:

Summary:

Women's and Men's Team semi-finals to be played consecutively.

Details:

The second Women's Team semi-final was originally scheduled to be played on Sunday, 8 April, not before 12:00h. To maximize the recovery time for athletes between the sessions, the match will be played as soon as the first semi-final is completed. The same principle applies for the second Men's Team semi-final which was originally scheduled on Monday, 9 April, not before 12:00h but will now be played immediately following the completion of the first semi-final.

Issued by: ITTF Technical Delegate
Time: 21:00
Date: 6 APR 2018

This decision affects: Results
Schedule
Other

X



Official Communication

Item: 3

Name Change

Summary:

The following players have requested a name change

Details:

Women's Entry	Men's Entry
Ishara MANNIKU BADU	Rohan MANAMENDRA GEDARA
Change to	Change to
Ishara MADURANGI	Rohan SIRISENA

Ishara MADURANGI will participate in Women's Team, Women's Singles, Women's Doubles and Mixed Doubles.

Rohan SIRISENA will participate in Men's Team, Men's Singles and Mixed Doubles

Issued by: ITTF Technical Delegate
Time: 16:20
Date: 7 APR 2018

This decision affects: Results
Schedule
Other

<input type="checkbox"/>
<input type="checkbox"/>
<input checked="" type="checkbox"/>



Official Communication

Item: 4

Men's Team Bronze Medal Match has ben delayed

Summary:

Due to a competition overrun in Session 9, the Men's Team Bronze Medal Match has been delayed until 16:55. At which time the Bronze Medal Match will commence. Immediately following this match will be the Gold Medal Match.

Details:

Issued by: Technical Delegate
Time: 15:40
Date: 9 APR 2018

This decision affects: Results
Schedule
Other

X



Entry List by Event

As of TUE 10 APR 2018

CGA	Name	Date of Birth	Commonwealth Ranking
AUS - Australia	HU Heming	21 MAR 1994	17
	POWELL David	8 APR 1991	11
	YAN Xin	9 DEC 1988	20
BAH - Bahamas	ROLLINS Adrian	18 JAN 1964	
BAR - Barbados	DOUGHTY Kristian	5 JAN 1997	
	DOWELL Mark	23 JUN 1982	48
	KNIGHT Tyrese	2 NOV 1999	46
BIZ - Belize	HUKMANI Devesh	20 DEC 2004	
	PAGARANI Rohit	26 APR 2002	
	SU Terry	11 JUN 2003	
CAN - Canada	BERNADET Antoine	5 SEP 1996	36
	MEDJUGORAC Marko	2 MAY 1996	22
	WANG Zhen	13 NOV 1985	19
ENG - England	DRINKHALL Paul	16 JAN 1990	5
	PITCHFORD Liam	12 JUL 1993	6
	WALKER Samuel	7 MAY 1995	10
FIJ - Fiji	WING Philip	1 AUG 1995	47
	WU Vicky	8 APR 2005	29
GHA - Ghana	ABREFA Derek	15 FEB 1992	26
	LARTEY Felix	16 JUN 1991	
	SAM Bernard	2 MAY 1988	
GUY - Guyana	BRITTON Shemar	13 JUL 1998	51
	BRYAN Nigel	18 JAN 1993	42
	FRANKLIN Christopher	18 NOV 1984	40
IND - India	ACHANTA Sharath	12 JUL 1982	4
	DESAI Harmeet	19 JUL 1993	7
	GNANASEKARAN Sathiyam	8 JAN 1993	2
JAM - Jamaica	TOMLINSON Simon	14 SEP 1991	52
	WATSON Kane	14 AUG 1987	49
KEN - Kenya	MUTUA Brian Ndunda	22 MAY 1998	56
KIR - Kiribati	JOHNNY Allie	20 JAN 1978	
	MIITA Tauramo	16 OCT 2001	
	TAKOOA Nooa	10 MAR 1993	



Entry List by Event

As of TUE 10 APR 2018

CGA	Name	Date of Birth	Commonwealth Ranking
MAS - Malaysia	CHOONG Javen	3 FEB 2001	39
	LEONG Chee Feng	25 FEB 1998	24
	MUHAMAD RIZAL Muhammad Ashraf Haiq.	11 JUN 1994	35
MRI - Mauritius	CHAN YOOK FO Brian	10 MAY 1989	45
	TAUCOORY Rhikesh	24 SEP 1987	
	YOGARAJAH Akhilen	20 MAR 1995	
NGR - Nigeria	ABIODUN Bode	10 SEP 1980	27
	ARUNA Quadri	9 AUG 1988	1
	TORIOLA Segun	18 SEP 1974	14
NIR - Northern Ireland	CATHCART Owen	5 APR 2002	55
	McCREERY Paul	14 MAY 1992	41
	ROBINSON Ashley	24 NOV 1993	33
PAK - Pakistan	KHAWAJA Fahad	4 APR 2000	
	RAMEEZ Muhammad	19 MAR 1996	31
PNG - Papua New Guinea	LOI Geoffrey	15 APR 2000	29
SCO - Scotland	DALGLEISH Colin	11 JUN 1994	42
	HOWIESON Craig	17 FEB 1990	38
	RUMGAY Gavin	27 AUG 1984	12
SEY - Seychelles	SULTAN Godfrey	8 APR 1985	28
SGP - Singapore	GAO Ning	11 OCT 1982	3
	PANG Xue Jie	11 MAR 1993	13
	POH Shao Feng Ethan	5 FEB 1999	21
SKN - Saint Kitts & Nevis	HODGE Shakquan	29 AUG 1998	
SLE - Sierra Leone	BENJAMIN Rene	8 JUL 1981	
	GBOYAH Emmanuel	6 AUG 1992	
SOL - Solomon Islands	NUOPULA Gary	13 DEC 1990	
SRI - Sri Lanka	JAYASINGHA MUDIYANSELAGE Buwaneke	25 MAR 1983	32
	RANASINGHA Imesh	7 OCT 1998	34
	SIRISENA Rohan	1 JAN 1982	37
SVG - St Vinc & Grenadines	DANIEL Carlton	4 AUG 1976	
	MITCHELL Andre	26 JUL 2000	
	SPENCER Romano	5 JAN 1989	



Entry List by Event

As of TUE 10 APR 2018

CGA	Name	Date of Birth	Commonwealth Ranking
TAN - Tanzania	MTALASO Masoud	21 AUG 1990	
	TUMAINI Amoni	24 OCT 1994	
TTO - Trinidad and Tobago	DOOKRAM Yuvraaj	27 NOV 1989	
	ST. LOUIS Dexter	21 MAR 1968	53
	WILSON Aaron	26 SEP 1998	
TUV - Tuvalu	MELTON Kalton	29 JUN 2004	
	VAEA Tulimanu	14 APR 2002	
UGA - Uganda	NYAIKA Ronald	4 APR 1989	
VAN - Vanuatu	LULU Ham	7 JUN 1988	50
	SHING Yoshua	20 JUN 1993	23
ZAM - Zambia	KATUNGU Kennedy	21 JUN 1975	



Draw

GROUP 1

Name	CGA	MEDJUGORAC M	SU T	MIITA T	Match Points	Rk
MEDJUGORAC Marko	CAN		10 APR 18:30	10 APR 9:30		
SU Terry	BIZ	10 APR 18:30		10 APR 12:10		
MIITA Tauramoa	KIR	10 APR 9:30	10 APR 12:10			

GROUP 2

Name	CGA	SHING Y	WILSON A	MELTON K	Match Points	Rk
SHING Yoshua	VAN		10 APR 18:30	10 APR 9:30		
WILSON Aaron	TTO	10 APR 18:30		10 APR 12:10		
MELTON Kalton	TUV	10 APR 9:30	10 APR 12:10			

GROUP 3

Name	CGA	LEONG CF	LARTEY F	DOOKRAM Y	Match Points	Rk
LEONG Chee Feng	MAS		10 APR 18:30	10 APR 9:30		
LARTEY Felix	GHA	10 APR 18:30		10 APR 12:10		
DOOKRAM Yuvraaj	TTO	10 APR 9:30	10 APR 12:10			

GROUP 4

Name	CGA	ABREFA D	JOHNNY A	GBOYAH E	Match Points	Rk
ABREFA Derek	GHA		10 APR 18:30	10 APR 9:30		
JOHNNY Allie	KIR	10 APR 18:30		10 APR 12:10		
GBOYAH Emmanuel	SLE	10 APR 9:30	10 APR 12:10			



Draw

GROUP 5

Name	CGA	ABIODUN B	TAKOOA N	BENJAMIN R	Match Points	Rk
ABIODUN Bode	NGR		10 APR 19:10	10 APR 10:10		
TAKOOA Nooa	KIR	10 APR 19:10		10 APR 12:50		
BENJAMIN Rene	SLE	10 APR 10:10	10 APR 12:50			

GROUP 6

Name	CGA	SULTAN G	YOGARAJAH A	KHAWAJA F	Match Points	Rk
SULTAN Godfrey	SEY		10 APR 19:10	10 APR 10:10		
YOGARAJAH Akhilen	MRI	10 APR 19:10		10 APR 12:50		
KHAWAJA Fahad	PAK	10 APR 10:10	10 APR 12:50			

GROUP 7

Name	CGA	WU V	TUMAINI A	VAEA T	Match Points	Rk
WU Vicky	FIJ		10 APR 19:10	10 APR 10:10		
TUMAINI Amoni	TAN	10 APR 19:10		10 APR 12:50		
VAEA Tulimanu	TUV	10 APR 10:10	10 APR 12:50			

GROUP 8

Name	CGA	LOI G	PAGARANI R	NUOPULA G	Match Points	Rk
LOI Geoffrey	PNG		10 APR 19:10	10 APR 10:10		
PAGARANI Rohit	BIZ	10 APR 19:10		10 APR 12:50		
NUOPULA Gary	SOL	10 APR 10:10	10 APR 12:50			



Draw

GROUP 9

Name	CGA	RAMEEZ M	MUTUA BN	DOUGHTY K	Match Points	Rk
RAMEEZ Muhammad	PAK		10 APR 19:50	10 APR 10:50		
MUTUA Brian Ndunda	KEN	10 APR 19:50		10 APR 17:10		
DOUGHTY Kristian	BAR	10 APR 10:50	10 APR 17:10			

GROUP 10

Name	CGA	JAYASINGHA MUDIYA.	TOMLINSON S	HODGE S	Match Points	Rk
JAYASINGHA MUDIYANSELAGE Buwaneka	SRI		10 APR 19:50	10 APR 10:50		
TOMLINSON Simon	JAM	10 APR 19:50		10 APR 17:10		
HODGE Shakquan	SKN	10 APR 10:50	10 APR 17:10			

GROUP 11

Name	CGA	ROBINSON A	ST. LOUIS D	NYAIKA R	Match Points	Rk
ROBINSON Ashley	NIR		10 APR 19:50	10 APR 10:50		
ST. LOUIS Dexter	TTO	10 APR 19:50		10 APR 17:10		
NYAIKA Ronald	UGA	10 APR 10:50	10 APR 17:10			

GROUP 12

Name	CGA	RANASINGHA I	CATHCART O	MITCHELL A	Match Points	Rk
RANASINGHA Imesh	SRI		10 APR 19:50	10 APR 10:50		
CATHCART Owen	NIR	10 APR 19:50		10 APR 17:10		
MITCHELL Andre	SVG	10 APR 10:50	10 APR 17:10			



Draw

GROUP 13

Name	CGA	MUHAMAD RIZAL MAH	WATSON K	DANIEL C	Match Points	Rk
MUHAMAD RIZAL Muhammad Ashraf Haiq.	MAS		10 APR 20:30	10 APR 11:30		
WATSON Kane	JAM	10 APR 20:30		10 APR 17:50		
DANIEL Carlton	SVG	10 APR 11:30	10 APR 17:50			

GROUP 14

Name	CGA	BERNADET A	BRITTON S	MTALASO M	Match Points	Rk
BERNADET Antoine	CAN		10 APR 20:30	10 APR 11:30		
BRITTON Shemar	GUY	10 APR 20:30		10 APR 17:50		
MTALASO Masoud	TAN	10 APR 11:30	10 APR 17:50			

GROUP 15

Name	CGA	SIRISENA R	LULU H	ROLLINS A	Match Points	Rk
SIRISENA Rohan	SRI		10 APR 20:30	10 APR 11:30		
LULU Ham	VAN	10 APR 20:30		10 APR 17:50		
ROLLINS Adrian	BAH	10 APR 11:30	10 APR 17:50			

GROUP 16

Name	CGA	HOWIESON C	DOWELL M	TAUCOORY R	Match Points	Rk
HOWIESON Craig	SCO		10 APR 20:30	10 APR 11:30		
DOWELL Mark	BAR	10 APR 20:30		10 APR 17:50		
TAUCOORY Rhikesh	MRI	10 APR 11:30	10 APR 17:50			



Draw

GROUP 17

Name	CGA	CHOONG J	DALGLEISH C	HUKMANI D	Match Points	Rk
CHOONG Javen	MAS		10 APR 20:30	10 APR 11:30		
DALGLEISH Colin	SCO	10 APR 20:30		10 APR 17:50		
HUKMANI Devesh	BIZ	10 APR 11:30	10 APR 17:50			

GROUP 18

Name	CGA	FRANKLIN C	CHAN YOOK FO B	SPENCER R	Match Points	Rk
FRANKLIN Christopher	GUY		10 APR 20:30	10 APR 11:30		
CHAN YOOK FO Brian	MRI	10 APR 20:30		10 APR 17:50		
SPENCER Romano	SVG	10 APR 11:30	10 APR 17:50			

GROUP 19

Name	CGA	McCREERY P	WING P	KATUNGU K	Match Points	Rk
McCREERY Paul	NIR		10 APR 20:30	10 APR 11:30		
WING Philip	FIJ	10 APR 20:30		10 APR 17:50		
KATUNGU Kennedy	ZAM	10 APR 11:30	10 APR 17:50			

GROUP 20

Name	CGA	BRYAN N	KNIGHT T	SAM B	Match Points	Rk
BRYAN Nigel	GUY		10 APR 20:30	10 APR 11:30		
KNIGHT Tyrese	BAR	10 APR 20:30		10 APR 17:50		
SAM Bernard	GHA	10 APR 11:30	10 APR 17:50			

LEGEND

MS Men's Singles **Rk** Rank



Draw

QUALIFIED FROM GROUPS				
Group	Rk	Name	CGA	Match Points
1	1	MEDJUGORAC Marko	CAN	4
2	1	WILSON Aaron	TTO	4
3	1	LEONG Chee Feng	MAS	4
4	1	ABREFA Derek	GHA	4
5	1	ABIODUN Bode	NGR	4
6	1	YOGARAJAH Akhilen	MRI	4
7	1	TUMAINI Amoni	TAN	4
8	1	LOI Geoffrey	PNG	4
9	1	RAMEEZ Muhammad	PAK	4
10	1	JAYASINGHA MUDIYANSELAGE Buwaneka	SRI	4
11	1	ROBINSON Ashley	NIR	4
12	1	CATHCART Owen	NIR	4
13	1	MUHAMAD RIZAL Muhammad Ashraf Haiq.	MAS	4
14	1	BERNADET Antoine	CAN	4
15	1	SIRISENA Rohan	SRI	4
16	1	HOWIESON Craig	SCO	4
17	1	CHOONG Javen	MAS	4
18	1	CHAN YOOK FO Brian	MRI	4
19	1	McCREERY Paul	NIR	4
20	1	SAM Bernard	GHA	4

DIRECT ENTRIES		
Seed	Name	CGA
1	ARUNA Quadri	NGR
2	GNANASEKARAN Sathiyam	IND
3	GAO Ning	SGP
4	ACHANTA Sharath	IND
5	DRINKHALL Paul	ENG
6	PITCHFORD Liam	ENG
7	DESAI Harmeet	IND
8	WALKER Samuel	ENG
9	POWELL David	AUS
10	RUMGAY Gavin	SCO
11	PANG Xue Jie	SGP
12	TORIOLA Segun	NGR
13	HU Heming	AUS
14	WANG Zhen	CAN
15	YAN Xin	AUS
16	POH Shao Feng Ethan	SGP



Draw

Round of 64	Round of 32	Round of 16	Quarterfinals	Semifinals	Finals
ARUNA Quadri (1) NGR BYE BYE	ARUNA Q NGR 11 APR 19:30 T3 MS93				
CHAN YOOK FO Brian MRI TUMAINI Amoni TAN	CHAN YOOK FO B MRI TUMAINI A TAN	12 APR 13:55 TO MS109			
BYE BYE					
PANG Xue Jie (11) SGP YAN Xin (15) AUS	PANG XJ SGP YAN X AUS		13 APR 12:25 TO MS117		
MEDJUGORAC Marko CAN LEONG Chee Feng (11 APR 17:15 T2 MS66) MAS	11 APR 20:15 T4 MS95				
LOI Geoffrey PNG BYE BYE	LOI G PNG DESAI H IND	12 APR 13:55 TO MS110			
DESAI Harmeet (7) IND PITCHFORD Liam (6) ENG	PITCHFORD L ENG			14 APR 16:30 TO MS121	
BYE ABIODUN Bode NGR CATHCART Owen (11 APR 17:15 T1 MS70) NIR	11 APR 20:15 T2 MS97				
JAYASINGHA MUDIYANSELAGE Buwaneka SRI BYE	JAYASINGHA MUDIYA SRI	12 APR 13:55 TO MS111			
BYE RUMGAY Gavin (10) SCO HU Heming (13) AUS	RUMGAY G SCO HU H AUS		13 APR 13:10 TO MS118		
BYE SAM Bernard GHA CHOONG Javen MAS	11 APR 19:30 T2 MS98 CHOONG J MAS	12 APR 13:55 TO MS112			
BYE ACHANTA Sharath (4) IND GAO Ning (3) SGP	ACHANTA S IND GAO N SGP				
BYE HOWIESON Craig SCO MUHAMAD RIZAL Muhammad Ashraf Haiq. MAS	11 APR 19:30 T6 MS101 MUHAMAD RIZAL MAH MAS	12 APR 16:30 TO MS113			
BYE POWELL David (9) AUS WANG Zhen (14) CAN	POWELL D AUS WANG Z CAN		13 APR 13:55 TO MS119		
YOGARAJAH Akhilen MRI ABREFA Derek (11 APR 17:15 T5 MS82) GHA	11 APR 20:15 T8 MS103				
ROBINSON Ashley NIR BYE DRINKHALL Paul (5) ENG	ROBINSON A NIR DRINKHALL P ENG	12 APR 16:30 TO MS114			
BYE WALKER Samuel (8) ENG BERNADET Antoine CAN SIRISENA Rohan (11 APR 17:15 T3 MS86) SRI	WALKER S ENG 11 APR 20:15 T7 MS105			14 APR 17:20 TO MS122	
McCREERY Paul NIR BYE POH Shao Feng Ethan (16) SGP	McCREERY P NIR 11 APR 20:15 T3 MS106 POH SFE SGP	12 APR 16:30 TO MS115			
BYE TORIOLA Segun (12) NGR BYE	TORIOLA S NGR		13 APR 16:30 TO MS120		
BYE WILSON Aaron TTO RAMEEZ Muhammad PAK	11 APR 20:15 T5 MS107 RAMEEZ M PAK	12 APR 16:30 TO MS116			
BYE G. SATHIYAN (2) IND	11 APR 20:15 T6 MS108 G. SATHIYAN IND			15 APR 11:30 TO MS124	

LEGEND
(x) (Seeding number 1 to 16)





Match Results

MEDJUGORAC Marko (CAN) 4-0 MIITA Tauramoa (KIR)

Game Summary		Match	Game 1	Game 2	Game 3	Game 4	Game 5	Game 6	Game 7
MEDJUGORAC Marko	CAN	4	11	11	11	11			
MIITA Tauramoa	KIR	0	7	5	1	6			
Duration:		15min	4min	3min	2min	4min			

Match No.: MS1 Table: 7

Umpires: YEW Freddie (SGP) CHAN Cheryl (SGP)

Player Statistics	MEDJUGORAC Marko (CAN)							Match	MIITA Tauramoa (KIR)							Match
	Game								Game							
	1	2	3	4	5	6	7		1	2	3	4	5	6	7	
Points won	11	11	11	11				44	7	5	1	6				19
Biggest lead	5	6	10	5				10	-	1	-	2				2
Points won on own serve	6	7	6	6				25	3	4	1	4				12
Points lost on own serve	4	1	0	2				7	5	4	5	5				19
Most consecutive points won	3	5	6	5				6	4	2	1	3				4
Greatest deficit overcome	-	1	-	2				2	-	-	-	-				-
Handedness/Grip	Right/								Right/							

Game/Match Statistics	Game							Match
	1	2	3	4	5	6	7	
Longest rally (strokes)	5	6	4	10				10
Average rally	3	3	3	4				3

Game Progress

1	MEDJUGORAC Marko (CAN)	*0	2	*3	4	*6	7	*8	8	*9	11
	MIITA Tauramoa (KIR)	0	*0	1	*2	2	*3	4	*6	7	7
2	MEDJUGORAC Marko (CAN)	0	*1	2	*4	6	*7	9	*9	11	
	MIITA Tauramoa (KIR)	*0	1	*2	2	*2	3	*3	5	5	
3	MEDJUGORAC Marko (CAN)	*0	2	*4	6	*7	9	11			
	MIITA Tauramoa (KIR)	0	*0	0	*0	1	*1	1			
4	MEDJUGORAC Marko (CAN)	0	*0	2	*3	5	*6	6	*8	10	11
	MIITA Tauramoa (KIR)	*0	2	*2	3	*3	4	*6	6	*6	6

NOTES

The "Greatest deficit overcome" only applies when the player ends up winning the game.

LEGEND

MS Men's Singles **No.** Number * Server



Match Results

MIITA Tauramoa (KIR) 4-3 SU Terry (BIZ)

Game Summary

		Match	Game 1	Game 2	Game 3	Game 4	Game 5	Game 6	Game 7
MIITA Tauramoa	KIR	4	11	4	11	11	10	10	14
SU Terry	BIZ	3	8	11	5	9	12	12	12
Duration:		44min	5min	4min	5min	5min	6min	8min	7min

Match No.: MS40 Table: 3

Umpires: HAKIMARA Marzieh (CAN) ANS Erica (CAN)

Player Statistics	MIITA Tauramoa (KIR)								SU Terry (BIZ)							
	Game							Match	Game							Match
	1	2	3	4	5	6	7		1	2	3	4	5	6	7	
Points won	11	4	11	11	10	10	14	71	8	11	5	9	12	12	12	69
Biggest lead	3	1	6	6	3	4	5	6	3	7	-	-	2	3	1	7
Points won on own serve	7	1	5	4	5	5	8	35	6	5	2	4	6	6	7	36
Points lost on own serve	2	6	3	5	6	6	5	33	4	2	6	6	5	5	6	34
Most consecutive points won	4	2	4	4	3	5	5	5	2	6	2	5	3	4	3	6
Greatest deficit overcome	3	-	-	-	-	-	1	3	-	1	-	-	3	4	-	4
Handedness/Grip	Right/								Right/							

Game/Match Statistics	Game							Match
	1	2	3	4	5	6	7	
Longest rally (strokes)	10	10	19	12	12	13	12	19
Average rally	5	5	5	5	5	6	5	5

Game Progress

1	MIITA Tauramoa (KIR)	0	*0	1	*2	4	*5	6	*7	9	*10	11	SU Terry (BIZ)	*0	2	*3	4	*4	5	*6	7	*7	8	8														
2	MIITA Tauramoa (KIR)	0	1	*2	2	*3	4	*4	4	4	11	SU Terry (BIZ)	0	*1	2	*4	5	*6	8	*10	*11	9																
3	MIITA Tauramoa (KIR)	0	*2	2	*4	6	*7	8	*9	11	SU Terry (BIZ)	*0	0	*2	2	*2	3	*4	5	5																		
4	MIITA Tauramoa (KIR)	0	1	*3	5	*6	7	*9	10	*10	10	11	SU Terry (BIZ)	0	*1	1	*1	2	*3	3	*4	6	*8	9														
5	MIITA Tauramoa (KIR)	0	*2	3	*4	5	*5	7	*8	8	*9	10	*10	10	SU Terry (BIZ)	*0	0	*1	2	*3	5	*5	6	*8	9	*10	11	12										
6	MIITA Tauramoa (KIR)	*0	0	*1	2	*4	6	*7	9	*9	9	*10	10	10	SU Terry (BIZ)	0	*2	3	*4	4	*4	5	*5	7	*9	10	*11	12										
7	MIITA Tauramoa (KIR)	0	*2	4	*5	6	*6	8	*8	9	*10	10	*10	11	*12	12	*13	14	SU Terry (BIZ)	*0	0	*0	1	*2	4	*4	6	*7	8	*10	11	*11	11	*12	12	*12	12	12

NOTES

The "Greatest deficit overcome" only applies when the player ends up winning the game.

LEGEND

MS Men's Singles No. Number * Server



Match Results

MEDJUGORAC Marko (CAN) 4-0 SU Terry (BIZ)

Game Summary		Match	Game 1	Game 2	Game 3	Game 4	Game 5	Game 6	Game 7
MEDJUGORAC Marko	CAN	4	11	11	11	11			
SU Terry	BIZ	0	5	2	1	5			
Duration:		17min	4min	3min	3min	5min			

Match No.: MS41 Table: 4

Umpires: HOPKINS Alan (AUS) UDAL Nikki (AUS)

Player Statistics	MEDJUGORAC Marko (CAN)							Match	SU Terry (BIZ)							Match
	Game								Game							
	1	2	3	4	5	6	7		1	2	3	4	5	6	7	
Points won	11	11	11	11				44	5	2	1	5				13
Biggest lead	6	9	10	6				10	-	-	-	-				-
Points won on own serve	5	5	6	5				21	2	1	1	2				6
Points lost on own serve	3	1	0	3				7	6	6	5	5				22
Most consecutive points won	4	6	6	3				6	3	1	1	1				3
Greatest deficit overcome	-	-	-	-				-	-	-	-	-				-
Handedness/Grip	Right/								Right/							

Game/Match Statistics	Game							Match
	1	2	3	4	5	6	7	
Longest rally (strokes)	4	10	7	9				10
Average rally	3	4	4	5				4

Game Progress

1	MEDJUGORAC Marko (CAN)	*0	2	*4	4	*5	6	*7	9	11
	SU Terry (BIZ)	0	*0	0	*2	3	*4	5	*5	5
2	MEDJUGORAC Marko (CAN)	0	*2	3	*5	7	*8	10	11	
	SU Terry (BIZ)	*0	0	*1	1	*1	2	*2	2	
3	MEDJUGORAC Marko (CAN)	*0	2	*4	6	*7	9	11		
	SU Terry (BIZ)	0	*0	0	*0	1	*1	1		
4	MEDJUGORAC Marko (CAN)	0	*1	3	*4	5	*7	8	*10	11
	SU Terry (BIZ)	0	1	*1	2	*3	3	*4	4	5

NOTES

The "Greatest deficit overcome" only applies when the player ends up winning the game.

LEGEND

MS Men's Singles **No.** Number * Server



Match Results

SHING Yoshua (VAN) 4-0 MELTON Kalton (TUV)

Game Summary		Match	Game 1	Game 2	Game 3	Game 4	Game 5	Game 6	Game 7
SHING Yoshua	VAN	4	11	11	11	11			
MELTON Kalton	TUV	0	4	5	4	4			
Duration:		15min	3min	3min	3min	3min			

Match No.: MS2 Table: 5

Umpires: ROBERTS Averil (AUS) CHAN Kameron (AUS)

Player Statistics	SHING Yoshua (VAN)							Match	MELTON Kalton (TUV)							Match
	Game								Game							
	1	2	3	4	5	6	7		1	2	3	4	5	6	7	
Points won	11	11	11	11				44	4	5	4	4				17
Biggest lead	8	6	7	7				8	-	-	-	1				1
Points won on own serve	5	7	6	5				23	1	4	2	2				9
Points lost on own serve	3	1	2	2				8	6	4	5	6				21
Most consecutive points won	8	6	6	7				8	3	2	2	2				3
Greatest deficit overcome	-	-	-	1				1	-	-	-	-				-
Handedness/Grip	Right/								Right/							

Game/Match Statistics	Game							Match
	1	2	3	4	5	6	7	
Longest rally (strokes)	4	6	9	16				16
Average rally	2	2	3	4				3

Game Progress

1	SHING Yoshua (VAN)	*0	2	*4	6	*8	8	*9	10	11
	MELTON Kalton (TUV)	0	*0	0	*0	0	*2	3	*4	4
2	SHING Yoshua (VAN)	0	*1	3	*5	7	*7	8	*9	11
	MELTON Kalton (TUV)	*0	1	*1	1	*1	3	*4	5	5
3	SHING Yoshua (VAN)	*0	2	*4	6	*6	7	*9	10	11
	MELTON Kalton (TUV)	0	*0	0	*0	2	*3	3	*4	4
4	SHING Yoshua (VAN)	0	*1	3	*5	7	*8	8	*10	11
	MELTON Kalton (TUV)	*0	1	*1	1	*1	2	*4	4	4

NOTES

The "Greatest deficit overcome" only applies when the player ends up winning the game.

LEGEND

MS Men's Singles No. Number * Server



Match Results

WILSON Aaron (TTO) 4-0 MELTON Kalton (TUV)

Game Summary		Match	Game 1	Game 2	Game 3	Game 4	Game 5	Game 6	Game 7
WILSON Aaron	TTO	4	11	11	11	11			
MELTON Kalton	TUV	0	3	1	4	6			
Duration:		16min	4min	3min	3min	4min			

Match No.: MS39 Table: 5

Umpires: YEW Freddie (SGP) CHAN Cheryl (SGP)

Player Statistics	WILSON Aaron (TTO)							Match	MELTON Kalton (TUV)							Match
	Game								Game							
	1	2	3	4	5	6	7		1	2	3	4	5	6	7	
Points won	11	11	11	11				44	3	1	4	6				14
Biggest lead	8	10	7	5				10	-	-	-	1				1
Points won on own serve	3	6	5	4				18	0	1	2	2				5
Points lost on own serve	3	0	2	4				9	8	5	6	6				25
Most consecutive points won	3	10	6	4				10	1	1	3	2				3
Greatest deficit overcome	-	-	-	1				1	-	-	-	-				-
Handedness/Grip	Right/								Right/							

Game/Match Statistics	Game							Match
	1	2	3	4	5	6	7	
Longest rally (strokes)	9	5	7	15				15
Average rally	4	3	3	4				4

Game Progress

1	WILSON Aaron (TTO)	0	*2	3	*5	6	*8	9	11		
	MELTON Kalton (TUV)	*0	0	*1	1	*2	2	*3	3		
2	WILSON Aaron (TTO)	*0	2	*4	6	*8	10	11			
	MELTON Kalton (TUV)	0	*0	0	*0	0	*0	1			
3	WILSON Aaron (TTO)	0	*2	4	*6	6	*7	9	*10	11	
	MELTON Kalton (TUV)	*0	0	*0	0	*2	3	*3	4	4	
4	WILSON Aaron (TTO)	0	1	*2	3	*4	5	*7	8	*10	11
	MELTON Kalton (TUV)	0	*1	2	*3	4	*5	5	*6	6	6

NOTES

The "Greatest deficit overcome" only applies when the player ends up winning the game.

LEGEND

MS Men's Singles No. Number * Server



Match Results

WILSON Aaron (TTO) 4-1 SHING Yoshua (VAN)

Game Summary		Match	Game 1	Game 2	Game 3	Game 4	Game 5	Game 6	Game 7
WILSON Aaron	TTO	4	15	11	8	11	13		
SHING Yoshua	VAN	1	13	6	11	7	11		
Duration:		37min	9min	6min	6min	5min	8min		

Match No.: MS42 Table: 1

Umpires: SAMAL Jiban (IND) MEHRA Vipin (IND)

Player Statistics	WILSON Aaron (TTO)							Match	SHING Yoshua (VAN)							Match
	Game								Game							
	1	2	3	4	5	6	7		1	2	3	4	5	6	7	
Points won	15	11	8	11	13			58	13	6	11	7	11			48
Biggest lead	7	5	3	5	3			7	1	2	3	1	1			3
Points won on own serve	8	8	2	4	5			27	7	5	4	2	4			22
Points lost on own serve	6	1	7	5	7			26	7	3	6	6	8			30
Most consecutive points won	4	4	3	3	3			4	6	3	4	2	3			6
Greatest deficit overcome	1	2	-	1	1			2	-	-	3	-	-			3
Handedness/Grip	Right/								Right/							

Game/Match Statistics	Game							Match
	1	2	3	4	5	6	7	
Longest rally (strokes)	9	8	6	6	5			9
Average rally	4	3	3	3	3			3

Game Progress

1	WILSON Aaron (TTO)	0	*2	4	*5	7	*8	9	*9	9	*10	10	*10	11	*11	12	*13	13
	SHING Yoshua (VAN)	*0	0	*0	1	*1	2	*3	5	*7	8	*10	11	*11	12	*12	12	*13
			*14	15														
			13	13														
2	WILSON Aaron (TTO)	*0	1	*1	3	*4	6	*7	9	*10	11							
	SHING Yoshua (VAN)	0	*1	3	*3	4	*4	5	*5	6	6							
3	WILSON Aaron (TTO)	0	*2	3	*4	4	*5	6	*7	7	*8	8						
	SHING Yoshua (VAN)	*0	0	*1	2	*4	5	*6	7	*9	10	11						
4	WILSON Aaron (TTO)	0	1	*2	3	*5	6	*8	9	*10	11							
	SHING Yoshua (VAN)	0	*1	2	*3	3	*4	4	*5	6	7							
5	WILSON Aaron (TTO)	0	*2	3	*4	4	*6	6	*8	9	*9	10	*10	11	*12	13		
	SHING Yoshua (VAN)	*0	0	*1	2	*4	4	*6	6	*7	9	*10	11	*11	11	11		

NOTES

The "Greatest deficit overcome" only applies when the player ends up winning the game.

LEGEND

MS Men's Singles No. Number * Server



Match Results

LEONG Chee Feng (MAS) 4-1 DOOKRAM Yuvraaj (TTO)

Game Summary		Match	Game 1	Game 2	Game 3	Game 4	Game 5	Game 6	Game 7
LEONG Chee Feng	MAS	4	11	11	11	9	11		
DOOKRAM Yuvraaj	TTO	1	6	7	6	11	3		
Duration:		25min	4min	4min	5min	5min	4min		

Match No.: MS3 Table: 3

Umpires: HAKIMARA Marzieh (CAN) MIKITA Darek (CAN)

Player Statistics	LEONG Chee Feng (MAS)							Match	DOOKRAM Yuvraaj (TTO)							Match
	Game								Game							
	1	2	3	4	5	6	7		1	2	3	4	5	6	7	
Points won	11	11	11	9	11			53	6	7	6	11	3			33
Biggest lead	5	4	5	2	8			8	2	1	2	4	1			4
Points won on own serve	6	7	8	3	6			30	3	6	5	4	1			19
Points lost on own serve	3	1	1	7	2			14	5	4	3	6	5			23
Most consecutive points won	5	3	4	3	8			8	2	2	3	4	1			4
Greatest deficit overcome	2	1	2	-	1			2	-	-	-	2	-			2
Handedness/Grip	Right/								Right/							

Game/Match Statistics	Game							Match
	1	2	3	4	5	6	7	
Longest rally (strokes)	7	7	18	11	6			18
Average rally	4	3	5	3	4			4

Game Progress

1	LEONG Chee Feng (MAS)	*0	1	*1	3	*4	6	*8	8	*10	11	
	DOOKRAM Yuvraaj (TTO)	0	*1	3	*3	4	*4	4	*6	6	6	
2	LEONG Chee Feng (MAS)	0	*1	2	*3	5	*5	7	*8	10	11	
	DOOKRAM Yuvraaj (TTO)	*0	1	*2	3	*3	5	*5	6	*6	7	
3	LEONG Chee Feng (MAS)	*0	1	*1	3	*4	6	*7	9	*10	11	
	DOOKRAM Yuvraaj (TTO)	0	*1	3	*3	4	*4	5	*5	6	6	
4	LEONG Chee Feng (MAS)	0	*2	2	*3	4	*5	5	*5	6	*8	9
	DOOKRAM Yuvraaj (TTO)	*0	0	*2	3	*4	5	*7	9	*10	10	11
5	LEONG Chee Feng (MAS)	*0	1	*3	5	*7	8	*9	11			
	DOOKRAM Yuvraaj (TTO)	0	*1	1	*1	1	*2	3	3			

NOTES

The "Greatest deficit overcome" only applies when the player ends up winning the game.

LEGEND

MS Men's Singles No. Number * Server



Match Results

LARTEY Felix (GHA) 4-1 DOOKRAM Yuvraaj (TTO)

Game Summary		Match	Game 1	Game 2	Game 3	Game 4	Game 5	Game 6	Game 7
LARTEY Felix	GHA	4	11	11	11	5	11		
DOOKRAM Yuvraaj	TTO	1	5	3	6	11	9		
Duration:		25min	4min	3min	4min	4min	6min		

Match No.: MS38 Table: 2

Umpires: BOYTON Graham (AUS) MILLER Samuel (AUS)

Player Statistics	LARTEY Felix (GHA)							Match	DOOKRAM Yuvraaj (TTO)							Match
	Game								Game							
	1	2	3	4	5	6	7		1	2	3	4	5	6	7	
Points won	11	11	11	5	11			49	5	3	6	11	9			34
Biggest lead	6	8	5	-	2			8	2	1	1	6	2			6
Points won on own serve	5	5	6	2	5			23	2	2	3	4	4			15
Points lost on own serve	3	1	3	6	5			18	6	6	5	3	6			26
Most consecutive points won	5	9	5	3	4			9	2	1	2	6	3			6
Greatest deficit overcome	2	1	1	-	2			2	-	-	-	-	-			-
Handedness/Grip	Right/								Right/							

Game/Match Statistics	Game							Match
	1	2	3	4	5	6	7	
Longest rally (strokes)	6	9	11	12	9			12
Average rally	3	4	4	5	4			4

Game Progress

1	LARTEY Felix (GHA)	*0	0	*1	2	*4	6	*7	9	11		
	DOOKRAM Yuvraaj (TTO)	0	*2	3	*4	4	*4	5	*5	5		
2	LARTEY Felix (GHA)	0	*1	3	*5	7	*9	10	11			
	DOOKRAM Yuvraaj (TTO)	*0	1	*1	1	*1	1	*2	3			
3	LARTEY Felix (GHA)	*0	1	*2	3	*4	6	*8	9	*10	11	
	DOOKRAM Yuvraaj (TTO)	0	*1	2	*3	4	*4	4	*5	6	6	
4	LARTEY Felix (GHA)	0	*0	0	*0	2	*3	3	*5	5		
	DOOKRAM Yuvraaj (TTO)	0	2	*4	6	*6	7	*9	9	11		
5	LARTEY Felix (GHA)	*0	2	*2	3	*4	4	*5	7	*9	9	11
	DOOKRAM Yuvraaj (TTO)	0	*0	2	*3	4	*6	7	*7	7	*9	9

NOTES

The "Greatest deficit overcome" only applies when the player ends up winning the game.

LEGEND

MS Men's Singles No. Number * Server



Match Results

LEONG Chee Feng (MAS) 4-0 LARTEY Felix (GHA)

Game Summary		Match	Game 1	Game 2	Game 3	Game 4	Game 5	Game 6	Game 7
LEONG Chee Feng	MAS	4	11	11	11	14			
LARTEY Felix	GHA	0	3	9	8	12			
Duration:		22min	4min	5min	4min	7min			

Match No.: MS43 Table: 6

Umpires: McNEILL Jock (AUS) WONG Kenneth (AUS)

Player Statistics	LEONG Chee Feng (MAS)							Match	LARTEY Felix (GHA)							Match	
	Game								Game								
	1	2	3	4	5	6	7		1	2	3	4	5	6	7		
Points won	11	11	11	14				47	3	9	8	12					32
Biggest lead	8	2	5	3				8	-	3	2	2					3
Points won on own serve	5	6	6	6				23	2	5	5	5					17
Points lost on own serve	1	4	3	7				15	6	5	5	8					24
Most consecutive points won	5	5	4	4				5	2	3	3	4					4
Greatest deficit overcome	-	3	2	2				3	-	-	-	-					-
Handedness/Grip	Right/								Right/								

Game/Match Statistics	Game							Match
	1	2	3	4	5	6	7	
Longest rally (strokes)	10	8	8	7				10
Average rally	4	4	4	4				4

Game Progress

1	LEONG Chee Feng (MAS)	0	*2	4	*5	6	*7	9	11									
	LARTEY Felix (GHA)	*0	0	*0	1	*2	3	*3	3									
2	LEONG Chee Feng (MAS)	*0	2	*2	3	*3	4	*5	7	*9	9	11						
	LARTEY Felix (GHA)	0	*0	2	*3	5	*6	7	*7	7	*9	9						
3	LEONG Chee Feng (MAS)	0	*1	1	*3	5	*6	8	*9	10	*10	11						
	LARTEY Felix (GHA)	*0	1	*3	3	*3	4	*4	5	*6	8	8						
4	LEONG Chee Feng (MAS)	*0	1	*3	4	*5	5	*7	8	*8	8	*10	11	*11	12	*12	13	14
	LARTEY Felix (GHA)	0	*1	1	*2	3	*5	5	*6	8	*10	10	*10	11	*11	12	*12	12

NOTES

The "Greatest deficit overcome" only applies when the player ends up winning the game.

LEGEND

MS Men's Singles No. Number * Server



Match Results

ABREFA Derek (GHA) 4-0 GBOYAH Emmanuel (SLE)

Game Summary		Match	Game 1	Game 2	Game 3	Game 4	Game 5	Game 6	Game 7
ABREFA Derek	GHA	4	11	11	11	11			
GBOYAH Emmanuel	SLE	0	5	1	4	5			
Duration:		16min	4min	3min	3min	4min			

Match No.: MS4 Table: 1

Umpires: ABDULLAH Diana (MAS) LIM Lim Ee Koon (MAS)

Player Statistics	ABREFA Derek (GHA)							Match	GBOYAH Emmanuel (SLE)							Match	
	Game								Game								
	1	2	3	4	5	6	7		1	2	3	4	5	6	7		
Points won	11	11	11	11				44	5	1	4	5					15
Biggest lead	7	10	7	6				10	-	-	1	2					2
Points won on own serve	4	5	5	5				19	1	0	1	2					4
Points lost on own serve	4	1	3	3				11	7	6	6	6					25
Most consecutive points won	4	10	8	4				10	2	1	3	2					3
Greatest deficit overcome	-	-	1	2				2	-	-	-	-					-
Handedness/Grip	Right/								/								

Game/Match Statistics	Game							Match
	1	2	3	4	5	6	7	
Longest rally (strokes)	11	5	9	6				11
Average rally	4	3	4	3				4

Game Progress

1	ABREFA Derek (GHA)	*0	2	*4	4	*6	7	*9	10	11
	GBOYAH Emmanuel (SLE)	0	*0	0	*2	2	*3	3	*4	5
2	ABREFA Derek (GHA)	0	*2	4	*6	8	*10	11		
	GBOYAH Emmanuel (SLE)	*0	0	*0	0	*0	0	1		
3	ABREFA Derek (GHA)	*0	1	*3	3	*4	6	*8	10	11
	GBOYAH Emmanuel (SLE)	0	*1	1	*3	4	*4	4	*4	4
4	ABREFA Derek (GHA)	0	*1	1	*3	5	*6	7	*9	11
	GBOYAH Emmanuel (SLE)	*0	1	*3	3	*3	4	*5	5	5

NOTES

The "Greatest deficit overcome" only applies when the player ends up winning the game.

LEGEND

MS Men's Singles No. Number * Server



Match Results

JOHNNY Allie (KIR) 4-1 GBOYAH Emmanuel (SLE)

Game Summary		Match	Game 1	Game 2	Game 3	Game 4	Game 5	Game 6	Game 7
JOHNNY Allie	KIR	4	6	11	12	11	11		
GBOYAH Emmanuel	SLE	1	11	7	10	6	5		
Duration:		24min	4min	4min	5min	4min	4min		

Match No.: MS37 Table: 7

Umpires: ROKSANDIC Zark (AUS) McMULLAN John (AUS)

Player Statistics	JOHNNY Allie (KIR)							Match	GBOYAH Emmanuel (SLE)							Match
	Game								Game							
	1	2	3	4	5	6	7		1	2	3	4	5	6	7	
Points won	6	11	12	11	11			51	11	7	10	6	5			39
Biggest lead	1	4	4	5	6			6	5	3	1	1	1			5
Points won on own serve	3	5	4	7	6			25	6	2	3	4	3			18
Points lost on own serve	5	5	7	2	2			21	3	6	8	4	5			26
Most consecutive points won	2	4	3	5	7			7	4	2	4	3	4			4
Greatest deficit overcome	-	3	1	1	1			3	1	-	-	-	-			1
Handedness/Grip	Right/								/							

Game/Match Statistics	Game							Match
	1	2	3	4	5	6	7	
Longest rally (strokes)	7	10	6	11	8			11
Average rally	3	3	3	5	5			4

Game Progress

1	JOHNNY Allie (KIR)	0	*1	2	*3	3	*3	5	*6	6	6			
	GBOYAH Emmanuel (SLE)	*0	1	*2	3	*5	7	*7	8	*10	11			
2	JOHNNY Allie (KIR)	*0	0	*1	2	*4	4	*6	8	*9	11			
	GBOYAH Emmanuel (SLE)	0	*2	3	*4	4	*6	6	*6	7	7			
3	JOHNNY Allie (KIR)	0	*1	2	*4	5	*7	7	*8	8	*9	10	*11	12
	GBOYAH Emmanuel (SLE)	*0	1	*2	2	*3	3	*5	6	*8	9	*10	10	10
4	JOHNNY Allie (KIR)	*0	1	*3	5	*6	7	*7	9	*10	11			
	GBOYAH Emmanuel (SLE)	0	*1	1	*1	2	*3	5	*5	6	6			
5	JOHNNY Allie (KIR)	0	*1	3	*5	7	*7	7	*9	11				
	GBOYAH Emmanuel (SLE)	*0	1	*1	1	*1	3	*5	5	5				

NOTES

The "Greatest deficit overcome" only applies when the player ends up winning the game.

LEGEND

MS Men's Singles No. Number * Server



Match Results

ABREFA Derek (GHA) 4-0 JOHNNY Allie (KIR)

Game Summary		Match	Game 1	Game 2	Game 3	Game 4	Game 5	Game 6	Game 7
ABREFA Derek	GHA	4	11	11	11	11			
JOHNNY Allie	KIR	0	3	3	8	9			
Duration:		16min	3min	3min	4min	5min			

Match No.: MS44 Table: 8

Umpires: FRANSMAN Claire (RSA) ADAMS Tiffany (RSA)

Player Statistics	ABREFA Derek (GHA)							Match	JOHNNY Allie (KIR)							Match
	Game								Game							
	1	2	3	4	5	6	7		1	2	3	4	5	6	7	
Points won	11	11	11	11				44	3	3	8	9				23
Biggest lead	8	8	7	5				8	-	-	-	1				1
Points won on own serve	7	4	6	6				23	2	1	4	5				12
Points lost on own serve	1	2	4	4				11	4	7	5	5				21
Most consecutive points won	7	7	7	5				7	2	1	3	4				4
Greatest deficit overcome	-	-	-	1				1	-	-	-	-				-
Handedness/Grip	Right/								Right/							

Game/Match Statistics	Game							Match
	1	2	3	4	5	6	7	
Longest rally (strokes)	6	8	10	9				10
Average rally	3	3	4	4				4

Game Progress

1	ABREFA Derek (GHA)	*0	2	*3	4	*5	7	*9	11								
	JOHNNY Allie (KIR)	0	*0	1	*2	3	*3	3	3								
2	ABREFA Derek (GHA)	0	*2	4	*6	7	*8	9	11								
	JOHNNY Allie (KIR)	*0	0	*0	0	*1	2	*3	3								
3	ABREFA Derek (GHA)	*0	2	*4	6	*7	8	*8	9	*10	10	11					
	JOHNNY Allie (KIR)	0	*0	0	*0	1	*2	4	*5	6	*8	8					
4	ABREFA Derek (GHA)	0	*1	2	*4	6	*7	8	*9	10	*10	11					
	JOHNNY Allie (KIR)	*0	1	*2	2	*2	3	*4	5	*6	8	9					

NOTES

The "Greatest deficit overcome" only applies when the player ends up winning the game.

LEGEND

MS Men's Singles **No.** Number * Server



Match Results

ABIODUN Bode (NGR) 4-0 BENJAMIN Rene (SLE)

Game Summary		Match	Game 1	Game 2	Game 3	Game 4	Game 5	Game 6	Game 7
ABIODUN Bode	NGR	4	11	11	11	11			
BENJAMIN Rene	SLE	0	3	3	5	3			
Duration:		13min	3min	2min	4min	3min			

Match No.: MS5 Table: 2

Umpires: FOOTE Ben (GGY) WONG Teck Yun (MAS)

Player Statistics	ABIODUN Bode (NGR)							Match	BENJAMIN Rene (SLE)							Match	
	Game								Game								
	1	2	3	4	5	6	7		1	2	3	4	5	6	7		
Points won	11	11	11	11				44	3	3	5	3					14
Biggest lead	8	8	6	8				8	1	-	-	-					1
Points won on own serve	4	7	7	6				24	1	2	4	2					9
Points lost on own serve	2	1	1	1				5	7	4	4	4					19
Most consecutive points won	6	7	4	4				7	1	2	2	1					2
Greatest deficit overcome	1	-	-	-				1	-	-	-	-					-
Handedness/Grip	Right/								/								

Game/Match Statistics	Game							Match
	1	2	3	4	5	6	7	
Longest rally (strokes)	11	9	26	22				26
Average rally	5	4	7	9				6

Game Progress

1	ABIODUN Bode (NGR)	0	*1	3	*5	6	*8	9	11	
	BENJAMIN Rene (SLE)	*0	1	*1	1	*2	2	*3	3	
2	ABIODUN Bode (NGR)	*0	2	*4	6	*7	8	*9	11	
	BENJAMIN Rene (SLE)	0	*0	0	*0	1	*2	3	3	
3	ABIODUN Bode (NGR)	0	*1	2	*4	6	*6	8	*9	11
	BENJAMIN Rene (SLE)	*0	1	*2	2	*2	4	*4	5	5
4	ABIODUN Bode (NGR)	0	2	*3	5	*7	8	*9	11	
	BENJAMIN Rene (SLE)	0	*0	1	*1	1	*2	3	3	

NOTES

The "Greatest deficit overcome" only applies when the player ends up winning the game.

LEGEND

MS Men's Singles No. Number * Server



Match Results

TAKOOA Nooa (KIR) 4-2 BENJAMIN Rene (SLE)

Game Summary		Match	Game 1	Game 2	Game 3	Game 4	Game 5	Game 6	Game 7
TAKOOA Nooa	KIR	4	12	11	2	10	11	11	
BENJAMIN Rene	SLE	2	10	5	11	12	9	9	
Duration:		28min	4min	3min	2min	6min	4min	5min	

Match No.: MS36 Table: 3

Umpires: ROBERTS Averil (AUS) CHAN Kameron (AUS)

Player Statistics	TAKOOA Nooa (KIR)							Match	BENJAMIN Rene (SLE)							Match
	Game								Game							
	1	2	3	4	5	6	7		1	2	3	4	5	6	7	
Points won	12	11	2	10	11	11		57	10	5	11	12	9	9		56
Biggest lead	2	6	-	5	4	2		6	2	-	9	2	1	3		9
Points won on own serve	8	6	2	6	8	5		35	7	3	7	7	7	4		35
Points lost on own serve	3	2	4	5	2	5		21	4	5	0	4	3	6		22
Most consecutive points won	3	4	1	3	3	3		4	3	2	6	6	3	2		6
Greatest deficit overcome	2	-	-	-	1	3		3	-	-	-	5	-	-		5
Handedness/Grip	Right/								/							

Game/Match Statistics	Game							Match
	1	2	3	4	5	6	7	
Longest rally (strokes)	6	14	9	12	6	17		17
Average rally	3	5	4	4	3	4		4

Game Progress

1	TAKOOA Nooa (KIR)	0	*0	2	*3	4	*5	7	*7	8	*9	10	*11	12
	BENJAMIN Rene (SLE)	*0	2	*2	3	*4	5	*5	7	*8	9	*10	10	10
2	TAKOOA Nooa (KIR)	*0	1	*3	5	*6	8	*8	9	11				
	BENJAMIN Rene (SLE)	0	*1	1	*1	2	*2	4	*5	5				
3	TAKOOA Nooa (KIR)	0	*0	0	*0	1	*1	2	2					
	BENJAMIN Rene (SLE)	*0	2	*4	6	*7	9	*10	11					
4	TAKOOA Nooa (KIR)	*0	2	*3	5	*6	7	*7	7	*8	9	*10	10	10
	BENJAMIN Rene (SLE)	0	*0	1	*1	2	*3	5	*7	8	*9	10	*11	12
5	TAKOOA Nooa (KIR)	0	*1	2	*3	5	*6	8	*8	9	*9	11		
	BENJAMIN Rene (SLE)	*0	1	*2	3	*3	4	*4	6	*7	9	9		
6	TAKOOA Nooa (KIR)	*0	0	*1	2	*4	4	*5	7	*8	10	11		
	BENJAMIN Rene (SLE)	0	*2	3	*4	4	*6	7	*7	8	*8	9		

NOTES

The "Greatest deficit overcome" only applies when the player ends up winning the game.

LEGEND

MS Men's Singles No. Number * Server



Match Results

ABIODUN Bode (NGR) 4-0 TAKOOA Nooa (KIR)

Game Summary		Match	Game 1	Game 2	Game 3	Game 4	Game 5	Game 6	Game 7
ABIODUN Bode	NGR	4	11	11	11	11			
TAKOOA Nooa	KIR	0	3	1	4	7			
Duration:		14min	3min	3min	3min	4min			

Match No.: MS45 Table: 8

Umpires: GILLESPIE Stephen (AUS) ERRINGTON Glenn (AUS)

Player Statistics	ABIODUN Bode (NGR)							Match	TAKOOA Nooa (KIR)							Match
	Game								Game							
	1	2	3	4	5	6	7		1	2	3	4	5	6	7	
Points won	11	11	11	11				44	3	1	4	7				15
Biggest lead	8	10	7	4				10	-	-	1	2				2
Points won on own serve	7	6	6	6				25	3	1	2	3				9
Points lost on own serve	0	0	2	3				5	4	5	5	5				19
Most consecutive points won	3	6	7	5				7	1	1	1	2				2
Greatest deficit overcome	-	-	1	2				2	-	-	-	-				-
Handedness/Grip	Right/								Right/							

Game/Match Statistics	Game							Match
	1	2	3	4	5	6	7	
Longest rally (strokes)	10	10	11	9				11
Average rally	4	4	4	4				4

Game Progress

1	ABIODUN Bode (NGR)	*0	2	3	5	*6	8	*9	11
	TAKOOA Nooa (KIR)	0	*0	*1	*1	2	*2	3	3
2	ABIODUN Bode (NGR)	0	*2	4	*5	7	*9	11	
	TAKOOA Nooa (KIR)	*0	0	*0	1	*1	1	1	
3	ABIODUN Bode (NGR)	*0	1	*2	4	*6	8	*9	10
	TAKOOA Nooa (KIR)	0	*1	2	*2	2	*2	3	*4
4	ABIODUN Bode (NGR)	0	*0	1	*3	*5	*6	7	*8
	TAKOOA Nooa (KIR)	0	2	*3	3	3	4	*5	6

NOTES

The "Greatest deficit overcome" only applies when the player ends up winning the game.

LEGEND

MS Men's Singles No. Number * Server



Match Results

SULTAN Godfrey (SEY) 4-1 KHAWAJA Fahad (PAK)

Game Summary		Match	Game 1	Game 2	Game 3	Game 4	Game 5	Game 6	Game 7
SULTAN Godfrey	SEY	4	8	13	11	11	11		
KHAWAJA Fahad	PAK	1	11	11	8	9	8		
Duration:		34min	6min	8min	6min	5min	6min		

Match No.: MS6 Table: 4

Umpires: WILLIAMS Jackie (WAL) FELIX Marguerita (BAR)

Player Statistics	SULTAN Godfrey (SEY)							Match	KHAWAJA Fahad (PAK)							Match
	Game								Game							
	1	2	3	4	5	6	7		1	2	3	4	5	6	7	
Points won	8	13	11	11	11			54	11	11	8	9	8			47
Biggest lead	-	2	3	2	3			3	3	2	1	5	3			5
Points won on own serve	3	7	6	6	6			28	4	6	4	5	5			24
Points lost on own serve	7	5	4	4	3			23	5	6	5	5	4			25
Most consecutive points won	3	4	3	4	4			4	3	3	2	5	4			5
Greatest deficit overcome	-	2	1	5	3			5	-	-	-	-	-			-
Handedness/Grip	Right/								Right/							

Game/Match Statistics	Game							Match
	1	2	3	4	5	6	7	
Longest rally (strokes)	18	14	13	13	12			18
Average rally	5	6	6	5	5			5

Game Progress

1	SULTAN Godfrey (SEY)	*0	0	*1	3	*4	4	*5	6	*8	8	8				
	KHAWAJA Fahad (PAK)	0	*2	3	*3	4	*6	7	*8	8	*10	11				
2	SULTAN Godfrey (SEY)	0	*0	2	*4	5	*6	6	*7	9	*10	10	*10	11	*12	13
	KHAWAJA Fahad (PAK)	*0	2	*2	2	*3	4	*6	7	*7	8	*10	11	*11	11	11
3	SULTAN Godfrey (SEY)	*0	1	*2	3	*5	6	*7	8	*8	10	11				
	KHAWAJA Fahad (PAK)	0	*1	2	*3	3	*4	5	*6	8	*8	8				
4	SULTAN Godfrey (SEY)	0	*0	0	*1	3	*4	5	*7	8	*9	11				
	KHAWAJA Fahad (PAK)	*0	2	*4	5	*5	6	*7	7	*8	9	9				
5	SULTAN Godfrey (SEY)	0	2	*2	2	*3	4	*5	7	*8	10	11				
	KHAWAJA Fahad (PAK)	0	*0	2	*4	5	*6	7	*7	8	*8	8				

NOTES

The "Greatest deficit overcome" only applies when the player ends up winning the game.

LEGEND

MS Men's Singles **No.** Number * Server



Match Results

YOGARAJAH Akhilen (MRI) 4-2 KHAWAJA Fahad (PAK)

Game Summary		Match	Game 1	Game 2	Game 3	Game 4	Game 5	Game 6	Game 7
YOGARAJAH Akhilen	MRI	4	11	11	11	4	9	12	
KHAWAJA Fahad	PAK	2	3	7	7	11	11	10	
Duration:		38min	4min	5min	5min	4min	6min	8min	

Match No.: MS35 Table: 2

Umpires: FOOTE Ben (GGY) WONG Teck Yun (MAS)

Player Statistics	YOGARAJAH Akhilen (MRI)							Match	KHAWAJA Fahad (PAK)							Match
	Game								Game							
	1	2	3	4	5	6	7		1	2	3	4	5	6	7	
Points won	11	11	11	4	9	12		58	3	7	7	11	11	10		49
Biggest lead	8	4	4	-	1	2		8	-	-	4	7	4	3		7
Points won on own serve	7	4	7	2	5	7		32	2	3	4	6	7	6		28
Points lost on own serve	1	4	3	5	4	4		21	4	7	4	2	3	5		25
Most consecutive points won	5	3	5	3	3	4		5	2	3	3	6	5	4		6
Greatest deficit overcome	-	-	4	-	-	3		4	-	-	-	-	1	-		1
Handedness/Grip	Right/								Right/							

Game/Match Statistics	Game							Match
	1	2	3	4	5	6	7	
Longest rally (strokes)	15	6	6	10	13	10		15
Average rally	4	3	3	4	4	4		4

Game Progress

1	YOGARAJAH Akhilen (MRI)	*0	2	*3	5	*6	7	*9	11					
	KHAWAJA Fahad (PAK)	0	*0	1	*1	2	*3	3	3					
2	YOGARAJAH Akhilen (MRI)	0	*1	3	*4	5	*6	6	*8	9	11			
	KHAWAJA Fahad (PAK)	*0	1	*1	2	*3	4	*6	6	*7	7			
3	YOGARAJAH Akhilen (MRI)	*0	1	*1	2	*2	4	*6	7	*9	11			
	KHAWAJA Fahad (PAK)	0	*1	3	*4	6	*6	6	*7	7	7			
4	YOGARAJAH Akhilen (MRI)	0	*0	0	*0	2	*3	3	*4	4				
	KHAWAJA Fahad (PAK)	*0	2	*4	6	*6	7	*9	10	11				
5	YOGARAJAH Akhilen (MRI)	0	1	*1	3	*4	5	*6	6	*6	8	9		
	KHAWAJA Fahad (PAK)	0	*1	3	*3	4	*5	6	*8	10	*10	11		
6	YOGARAJAH Akhilen (MRI)	0	*1	2	*4	4	*4	5	*6	8	*8	10	*11	12
	KHAWAJA Fahad (PAK)	*0	1	*2	2	*4	6	*7	8	*8	10	*10	10	10

NOTES

The "Greatest deficit overcome" only applies when the player ends up winning the game.

LEGEND

MS Men's Singles **No.** Number * Server



Match Results

YOGARAJAH Akhilen (MRI) 4-0 SULTAN Godfrey (SEY)

Game Summary		Match	Game 1	Game 2	Game 3	Game 4	Game 5	Game 6	Game 7
YOGARAJAH Akhilen	MRI	4	11	11	11	11			
SULTAN Godfrey	SEY	0	8	5	3	4			
Duration:		22min	5min	5min	5min	5min			

Match No.: MS46 Table: 6

Umpires: FOOTE Ben (GGY) WONG Teck Yun (MAS)

Player Statistics	YOGARAJAH Akhilen (MRI)							Match	SULTAN Godfrey (SEY)							Match
	Game								Game							
	1	2	3	4	5	6	7		1	2	3	4	5	6	7	
Points won	11	11	11	11				44	8	5	3	4				20
Biggest lead	6	7	8	7				8	-	-	-	1				1
Points won on own serve	5	5	5	5				20	4	2	2	2				10
Points lost on own serve	4	3	1	2				10	6	6	6	5				23
Most consecutive points won	5	6	5	5				6	4	3	2	2				4
Greatest deficit overcome	-	-	-	1				1	-	-	-	-				-
Handedness/Grip	Right/								Right/							

Game/Match Statistics	Game							Match
	1	2	3	4	5	6	7	
Longest rally (strokes)	7	6	6	5				7
Average rally	3	4	4	3				3

Game Progress

1	YOGARAJAH Akhilen (MRI)	0	*2	4	*5	5	*6	8	*10	10	*10	11
	SULTAN Godfrey (SEY)	*0	0	*0	1	*3	4	*4	4	*6	8	8
2	YOGARAJAH Akhilen (MRI)	*0	2	*4	6	*7	8	*9	9	11		
	SULTAN Godfrey (SEY)	0	*0	0	*0	1	*2	3	*5	5		
3	YOGARAJAH Akhilen (MRI)	0	*2	4	*5	6	*8	10	11			
	SULTAN Godfrey (SEY)	*0	0	*0	1	*2	2	*2	3			
4	YOGARAJAH Akhilen (MRI)	0	1	*2	3	*5	7	*8	10	11		
	SULTAN Godfrey (SEY)	0	*1	2	*3	3	*3	4	*4	4		

NOTES

The "Greatest deficit overcome" only applies when the player ends up winning the game.

LEGEND

MS Men's Singles **No.** Number * Server



Match Results

WU Vicky (FIJ) 4-0 VAEA Tulimanu (TUV)

Game Summary		Match	Game 1	Game 2	Game 3	Game 4	Game 5	Game 6	Game 7
WU Vicky	FIJ	4	11	11	11	11			
VAEA Tulimanu	TUV	0	6	5	4	2			
Duration:		17min	4min	4min	4min	4min			

Match No.: MS7 Table: 6

Umpires: PINKEWICH Marie (AUS) LAZELL Peter (AUS)

Player Statistics	WU Vicky (FIJ)							Match	VAEA Tulimanu (TUV)							Match
	Game								Game							
	1	2	3	4	5	6	7		1	2	3	4	5	6	7	
Points won	11	11	11	11				44	6	5	4	2				17
Biggest lead	5	6	7	9				9	1	-	2	-				2
Points won on own serve	4	5	4	5				18	2	2	1	1				6
Points lost on own serve	4	3	3	1				11	7	6	7	5				25
Most consecutive points won	4	3	7	7				7	2	1	2	2				2
Greatest deficit overcome	1	-	2	-				2	-	-	-	-				-
Handedness/Grip	Right/								Right/							

Game/Match Statistics	Game							Match
	1	2	3	4	5	6	7	
Longest rally (strokes)	6	7	9	7				9
Average rally	3	4	4	4				4

Game Progress

1	WU Vicky (FIJ)	0	*1	2	*3	4	*6	7	*9	10	11
	VAEA Tulimanu (TUV)	*0	1	*2	3	*4	4	*5	5	*6	6
2	WU Vicky (FIJ)	*0	1	*3	4	*6	7	*8	10	11	
	VAEA Tulimanu (TUV)	0	*1	1	*2	2	*3	4	*4	5	
3	WU Vicky (FIJ)	0	*1	1	*3	5	*7	8	*10	11	
	VAEA Tulimanu (TUV)	*0	1	*3	3	*3	3	*4	4	4	
4	WU Vicky (FIJ)	0	2	*4	6	*7	8	*10	11		
	VAEA Tulimanu (TUV)	0	*0	0	*0	1	*2	2	2		

NOTES

The "Greatest deficit overcome" only applies when the player ends up winning the game.

LEGEND

MS Men's Singles No. Number * Server



Match Results

TUMAINI Amoni (TAN) 4-0 VAEA Tulimanu (TUV)

Game Summary		Match	Game 1	Game 2	Game 3	Game 4	Game 5	Game 6	Game 7
TUMAINI Amoni	TAN	4	11	11	11	11			
VAEA Tulimanu	TUV	0	3	4	8	5			
Duration:		16min	3min	4min	4min	3min			

Match No.: MS34 Table: 5

Umpires: FRIMPONG Francis (GHA) MUGWANYA Ronald (UGA)

Player Statistics	TUMAINI Amoni (TAN)							Match	VAEA Tulimanu (TUV)							Match
	Game								Game							
	1	2	3	4	5	6	7		1	2	3	4	5	6	7	
Points won	11	11	11	11				44	3	4	8	5				20
Biggest lead	8	7	3	6				8	-	-	3	-				3
Points won on own serve	6	5	7	7				25	1	2	5	4				12
Points lost on own serve	2	2	3	1				8	5	6	4	3				18
Most consecutive points won	8	4	4	4				8	3	1	5	2				5
Greatest deficit overcome	-	-	3	-				3	-	-	-	-				-
Handedness/Grip	Right/								Right/							

Game/Match Statistics	Game							Match
	1	2	3	4	5	6	7	
Longest rally (strokes)	5	6	7	6				7
Average rally	3	3	4	3				3

Game Progress

1	TUMAINI Amoni (TAN)	*0	2	*4	6	*8	8	*9	11			
	VAEA Tulimanu (TUV)	0	*0	0	*0	0	*2	3	3			
2	TUMAINI Amoni (TAN)	0	*1	3	*5	6	*8	9	*10	11		
	VAEA Tulimanu (TUV)	*0	1	*1	1	*2	2	*3	4	4		
3	TUMAINI Amoni (TAN)	*0	2	*2	2	*3	5	*6	8	*9	10	11
	VAEA Tulimanu (TUV)	0	*0	2	*4	5	*5	6	*6	7	*8	8
4	TUMAINI Amoni (TAN)	0	*2	4	*5	7	*8	9	*9	11		
	VAEA Tulimanu (TUV)	0	0	*0	1	*1	2	*3	5	5		

NOTES

The "Greatest deficit overcome" only applies when the player ends up winning the game.

LEGEND

MS Men's Singles No. Number * Server



Match Results

TUMAINI Amoni (TAN) 4-2 WU Vicky (FIJ)

Game Summary		Match	Game 1	Game 2	Game 3	Game 4	Game 5	Game 6	Game 7
TUMAINI Amoni	TAN	4	11	9	11	8	11	11	
WU Vicky	FIJ	2	6	11	8	11	6	6	
Duration:		31min	4min	5min	4min	5min	4min	5min	

Match No.: MS47 Table: 4

Umpires: HAKIMARA Marzieh (CAN) ANS Erica (CAN)

Player Statistics	TUMAINI Amoni (TAN)							Match	WU Vicky (FIJ)							Match
	Game								Game							
	1	2	3	4	5	6	7		1	2	3	4	5	6	7	
Points won	11	9	11	8	11	11		61	6	11	8	11	6	6		48
Biggest lead	7	2	5	2	6	5		7	-	2	-	3	-	-		3
Points won on own serve	6	6	6	6	6	7		37	4	7	5	7	4	4		31
Points lost on own serve	2	4	3	3	2	2		16	5	3	5	2	5	4		24
Most consecutive points won	6	3	5	3	6	4		6	3	4	4	3	3	4		4
Greatest deficit overcome	-	-	-	-	-	-		-	-	2	-	2	-	-		2
Handedness/Grip	Right/								Right/							

Game/Match Statistics	Game							Match
	1	2	3	4	5	6	7	
Longest rally (strokes)	15	9	7	14	12	15		15
Average rally	5	3	3	5	4	4		4

Game Progress

1	TUMAINI Amoni (TAN)	0	*1	3	*4	6	*8	9	*9	10	11
	WU Vicky (FIJ)	*0	1	*1	2	*2	2	*3	5	*6	6
2	TUMAINI Amoni (TAN)	*0	1	*1	3	*4	6	*6	7	*9	9
	WU Vicky (FIJ)	0	*1	3	*3	4	*4	6	*7	7	*9
3	TUMAINI Amoni (TAN)	0	*2	4	*5	5	*6	8	*9	10	*10
	WU Vicky (FIJ)	*0	0	*0	1	*3	4	*4	5	*6	8
4	TUMAINI Amoni (TAN)	0	0	*1	3	*4	6	*6	7	*7	8
	WU Vicky (FIJ)	0	*2	3	*3	4	*4	6	*7	9	*10
5	TUMAINI Amoni (TAN)	0	*2	3	*3	5	*7	9	*9	10	11
	WU Vicky (FIJ)	*0	0	*1	3	*3	3	*3	5	*6	6
6	TUMAINI Amoni (TAN)	*0	2	*3	5	*6	6	*7	9	*10	11
	WU Vicky (FIJ)	0	*0	1	*1	2	*4	5	*5	6	6

NOTES

The "Greatest deficit overcome" only applies when the player ends up winning the game.

LEGEND

MS Men's Singles No. Number * Server



Match Results

LOI Geoffrey (PNG) 4-0 NUOPULA Gary (SOL)

Game Summary		Match	Game 1	Game 2	Game 3	Game 4	Game 5	Game 6	Game 7
LOI Geoffrey	PNG	4	11	11	16	11			
NUOPULA Gary	SOL	0	5	3	14	6			
Duration:		21min	4min	4min	7min	4min			

Match No.: MS8 Table: 8

Umpires: McNEILL Jock (AUS) WONG Kenneth (AUS)

Player Statistics	LOI Geoffrey (PNG)							Match	NUOPULA Gary (SOL)							Match	
	Game								Game								
	1	2	3	4	5	6	7		1	2	3	4	5	6	7		
Points won	11	11	16	11				49	5	3	14	6					28
Biggest lead	6	8	2	5				8	2	1	2	3					3
Points won on own serve	6	7	9	6				28	3	2	8	3					16
Points lost on own serve	2	1	6	3				12	5	4	7	5					21
Most consecutive points won	7	6	4	6				7	4	2	3	2					4
Greatest deficit overcome	2	1	2	3				3	-	-	-	-					-
Handedness/Grip	Right/								Right/								

Game/Match Statistics	Game							Match
	1	2	3	4	5	6	7	
Longest rally (strokes)	6	12	7	6				12
Average rally	3	4	4	3				4

Game Progress

1	LOI Geoffrey (PNG)	0	*2	2	*2	4	*6	8	*9	11								
	NUOPULA Gary (SOL)	*0	0	*2	4	*4	4	*4	5	5								
2	LOI Geoffrey (PNG)	*0	1	*3	5	*5	7	*9	11									
	NUOPULA Gary (SOL)	0	*1	1	*1	3	*3	3	3	3								
3	LOI Geoffrey (PNG)	0	*1	2	*2	3	*4	6	*8	8	*9	10	*11	11	*11	12	*12	13
	NUOPULA Gary (SOL)	*0	1	*2	4	*5	6	*6	6	*8	9	*10	10	*11	12	*12	13	*13
			*13	14	*15	16												
			14	*14	14	14												
4	LOI Geoffrey (PNG)	*0	0	*1	2	*3	5	*6	8	*10	11							
	NUOPULA Gary (SOL)	0	*2	3	*4	5	*5	6	*6	6	6							

NOTES

The "Greatest deficit overcome" only applies when the player ends up winning the game.

LEGEND

MS Men's Singles No. Number * Server



Match Results

PAGARANI Rohit (BIZ) 4-0 NUOPULA Gary (SOL)

Game Summary		Match	Game 1	Game 2	Game 3	Game 4	Game 5	Game 6	Game 7
PAGARANI Rohit	BIZ	4	11	11	11	12			
NUOPULA Gary	SOL	0	5	7	7	10			
Duration:		20min	4min	4min	4min	5min			

Match No.: MS33 Table: 7

Umpires: FRANSMAN Claire (RSA) ADAMS Tiffany (RSA)

Player Statistics	PAGARANI Rohit (BIZ)							Match	NUOPULA Gary (SOL)							Match
	Game								Game							
	1	2	3	4	5	6	7		1	2	3	4	5	6	7	
Points won	11	11	11	12				45	5	7	7	10				29
Biggest lead	6	4	4	2				6	1	1	-	2				2
Points won on own serve	7	5	6	8				26	4	4	3	7				18
Points lost on own serve	1	3	4	3				11	4	6	5	4				19
Most consecutive points won	5	5	2	4				5	2	1	2	3				3
Greatest deficit overcome	1	1	-	2				2	-	-	-	-				-
Handedness/Grip	Right/								Right/							

Game/Match Statistics	Game							Match
	1	2	3	4	5	6	7	
Longest rally (strokes)	11	8	11	9				11
Average rally	4	4	5	4				4

Game Progress

1	PAGARANI Rohit (BIZ)	*0	1	*2	4	*4	6	*7	9	11						
	NUOPULA Gary (SOL)	0	*1	2	*2	4	*4	5	*5	5						5
2	PAGARANI Rohit (BIZ)	0	*1	2	*3	4	*5	7	*9	10	11					
	NUOPULA Gary (SOL)	*0	1	*2	3	*4	5	*5	5	*6	7					
3	PAGARANI Rohit (BIZ)	*0	2	*3	3	*5	6	*7	8	*9	11					
	NUOPULA Gary (SOL)	0	*0	1	*3	3	*4	5	*6	7	7					
4	PAGARANI Rohit (BIZ)	0	*2	2	*3	5	*5	7	*7	8	*8	10	*11	12		
	NUOPULA Gary (SOL)	*0	0	*2	3	*3	5	*5	7	*8	10	*10	10	10		

NOTES

The "Greatest deficit overcome" only applies when the player ends up winning the game.

LEGEND

MS Men's Singles No. Number * Server



Match Results

LOI Geoffrey (PNG) 4-0 PAGARANI Rohit (BIZ)

Game Summary		Match	Game 1	Game 2	Game 3	Game 4	Game 5	Game 6	Game 7
LOI Geoffrey	PNG	4	11	11	11	11			
PAGARANI Rohit	BIZ	0	5	7	9	8			
Duration:		23min	4min	4min	5min	7min			

Match No.: MS48 Table: 1

Umpires: ROBERTS Averil (AUS) CHAN Kameron (AUS)

Player Statistics	LOI Geoffrey (PNG)							Match	PAGARANI Rohit (BIZ)							Match
	Game								Game							
	1	2	3	4	5	6	7		1	2	3	4	5	6	7	
Points won	11	11	11	11				44	5	7	9	8				29
Biggest lead	8	4	4	3				8	-	-	-	3				3
Points won on own serve	5	9	9	6				29	2	6	8	4				20
Points lost on own serve	3	1	1	4				9	6	2	2	5				15
Most consecutive points won	7	3	3	4				7	4	3	3	2				4
Greatest deficit overcome	-	-	-	3				3	-	-	-	-				-
Handedness/Grip	Right/								Right/							

Game/Match Statistics	Game							Match
	1	2	3	4	5	6	7	
Longest rally (strokes)	6	7	10	12				12
Average rally	4	4	4	5				4

Game Progress

1	LOI Geoffrey (PNG)	0	*2	3	*5	7	*9	9	*9	11		
	PAGARANI Rohit (BIZ)	*0	0	*1	1	*1	1	*3	5	5		
2	LOI Geoffrey (PNG)	*0	2	*2	4	*5	6	*6	8	*9	11	
	PAGARANI Rohit (BIZ)	0	*0	2	*2	3	*4	6	*6	7	7	
3	LOI Geoffrey (PNG)	0	*1	3	*4	6	*6	7	*7	9	*9	11
	PAGARANI Rohit (BIZ)	*0	1	*1	2	*2	4	*5	7	*7	9	9
4	LOI Geoffrey (PNG)	*0	0	*1	2	*3	4	*5	7	*8	10	11
	PAGARANI Rohit (BIZ)	0	*2	3	*4	5	*6	7	*7	8	*8	8

NOTES

The "Greatest deficit overcome" only applies when the player ends up winning the game.

LEGEND

MS Men's Singles No. Number * Server



Match Results

RAMEEZ Muhammad (PAK) 4-0 DOUGHTY Kristian (BAR)

Game Summary		Match	Game 1	Game 2	Game 3	Game 4	Game 5	Game 6	Game 7
RAMEEZ Muhammad	PAK	4	11	11	11	11			
DOUGHTY Kristian	BAR	0	9	4	7	9			
Duration:		21min	5min	4min	5min	6min			

Match No.: MS9 Table: 3

Umpires: ROBERTS Averil (AUS) CHAN Kameron (AUS)

Player Statistics	RAMEEZ Muhammad (PAK)							Match	DOUGHTY Kristian (BAR)							Match
	Game								Game							
	1	2	3	4	5	6	7		1	2	3	4	5	6	7	
Points won	11	11	11	11				44	9	4	7	9				29
Biggest lead	2	7	5	3				7	2	-	-	3				3
Points won on own serve	5	7	5	6				23	4	3	4	5				16
Points lost on own serve	5	1	3	3				12	6	4	6	5				21
Most consecutive points won	3	5	4	5				5	2	2	2	5				5
Greatest deficit overcome	2	-	-	3				3	-	-	-	-				-
Handedness/Grip	Right/								Right/							

Game/Match Statistics	Game							Match
	1	2	3	4	5	6	7	
Longest rally (strokes)	7	5	8	8				8
Average rally	4	3	4	3				3

Game Progress

1	RAMEEZ Muhammad (PAK)	0	*1	2	*3	3	*4	6	*7	8	*10	11
	DOUGHTY Kristian (BAR)	*0	1	*2	3	*5	6	*6	7	*8	8	9
2	RAMEEZ Muhammad (PAK)	*0	2	*2	4	*5	6	*8	10	11		
	DOUGHTY Kristian (BAR)	0	*0	2	*2	3	*4	4	*4	4		
3	RAMEEZ Muhammad (PAK)	0	*1	3	*4	5	*7	8	*9	10	11	
	DOUGHTY Kristian (BAR)	*0	1	*1	2	*3	3	*4	5	*6	7	
4	RAMEEZ Muhammad (PAK)	0	1	*2	4	*5	6	*6	6	*7	9	11
	DOUGHTY Kristian (BAR)	0	*1	2	*2	3	*4	6	*8	9	*9	9

NOTES

The "Greatest deficit overcome" only applies when the player ends up winning the game.

LEGEND

MS Men's Singles **No.** Number * Server



Match Results

DOUGHTY Kristian (BAR) 4-2 MUTUA Brian Ndunda (KEN)

Game Summary		Match	Game 1	Game 2	Game 3	Game 4	Game 5	Game 6	Game 7
DOUGHTY Kristian	BAR	4	11	12	11	12	2	12	
MUTUA Brian Ndunda	KEN	2	9	10	13	10	11	10	
Duration:		33min	5min	6min	6min	5min	3min	5min	

Match No.: MS32 Table: 1

Umpires: ROKSANDIC Zark (AUS) McMULLAN John (AUS)

Player Statistics	DOUGHTY Kristian (BAR)							Match	MUTUA Brian Ndunda (KEN)							Match
	Game								Game							
	1	2	3	4	5	6	7		1	2	3	4	5	6	7	
Points won	11	12	11	12	2	12		60	9	10	13	10	11	10		63
Biggest lead	2	2	2	3	-	2		3	5	5	2	1	9	1		9
Points won on own serve	7	7	5	6	1	6		32	6	6	6	5	6	5		34
Points lost on own serve	3	4	7	5	5	5		29	4	5	5	6	1	6		27
Most consecutive points won	6	3	4	3	1	3		6	4	4	4	3	8	3		8
Greatest deficit overcome	5	5	-	1	-	1		5	-	-	2	-	-	-		2
Handedness/Grip	Right/								Right/							

Game/Match Statistics	Game							Match
	1	2	3	4	5	6	7	
Longest rally (strokes)	6	9	6	6	7	8		9
Average rally	3	4	3	4	3	4		3

Game Progress

1	DOUGHTY Kristian (BAR)	0	*0	1	*1	2	*4	5	*5	7	*9	11				
	MUTUA Brian Ndunda (KEN)	*0	2	*3	5	*6	6	*7	9	*9	9	9				
2	DOUGHTY Kristian (BAR)	*0	1	*2	2	*2	3	*4	6	*7	9	*10	11	12		
	MUTUA Brian Ndunda (KEN)	0	*1	2	*4	6	*7	8	*8	9	*9	10	*10	10		
3	DOUGHTY Kristian (BAR)	0	*2	2	*2	4	*6	6	*6	8	*9	10	*11	11	*11	11
	MUTUA Brian Ndunda (KEN)	0	0	*2	4	*4	4	*6	8	*8	9	*10	10	*11	12	13
4	DOUGHTY Kristian (BAR)	*0	2	*2	3	*5	5	*6	7	*9	10	*10	11	12		
	MUTUA Brian Ndunda (KEN)	0	*0	2	*3	3	*5	6	*7	7	*8	10	*10	10		
5	DOUGHTY Kristian (BAR)	0	*1	1	*1	1	*1	2	2							
	MUTUA Brian Ndunda (KEN)	*0	1	*3	5	*7	9	*10	11							
6	DOUGHTY Kristian (BAR)	*0	2	*2	3	*5	5	*6	8	*9	9	*10	11	12		
	MUTUA Brian Ndunda (KEN)	0	*0	2	*3	3	*5	6	*6	7	*9	10	*10	10		

NOTES

The "Greatest deficit overcome" only applies when the player ends up winning the game.

LEGEND

MS Men's Singles **No.** Number * Server



Match Results

RAMEEZ Muhammad (PAK) 4-0 MUTUA Brian Ndunda (KEN)

Game Summary		Match	Game 1	Game 2	Game 3	Game 4	Game 5	Game 6	Game 7
RAMEEZ Muhammad	PAK	4	11	11	11	11			
MUTUA Brian Ndunda	KEN	0	6	6	8	7			
Duration:		19min	4min	4min	5min	5min			

Match No.: MS49 Table: 8

Umpires: WARNEST Gary (AUS) AU Wing (AUS)

Player Statistics	RAMEEZ Muhammad (PAK)							Match	MUTUA Brian Ndunda (KEN)							Match
	Game								Game							
	1	2	3	4	5	6	7		1	2	3	4	5	6	7	
Points won	11	11	11	11				44	6	6	8	7				27
Biggest lead	5	5	3	4				5	4	2	4	1				4
Points won on own serve	6	6	6	6				24	3	4	4	4				15
Points lost on own serve	3	2	4	2				11	5	5	5	5				20
Most consecutive points won	6	5	7	3				7	4	2	6	2				6
Greatest deficit overcome	4	2	4	1				4	-	-	-	-				-
Handedness/Grip	Right/								Right/							

Game/Match Statistics	Game							Match
	1	2	3	4	5	6	7	
Longest rally (strokes)	9	8	6	12				12
Average rally	4	4	3	4				4

Game Progress

1	RAMEEZ Muhammad (PAK)	*0	0	*0	2	*4	6	*7	8	*10	11	
	MUTUA Brian Ndunda (KEN)	0	*2	4	*4	4	*4	5	*6	6	6	
2	RAMEEZ Muhammad (PAK)	0	*0	2	*4	5	*6	7	*8	10	11	
	MUTUA Brian Ndunda (KEN)	*0	2	*2	2	*3	4	*5	6	*6	6	
3	RAMEEZ Muhammad (PAK)	*0	2	*3	3	*3	3	*4	6	*8	10	11
	MUTUA Brian Ndunda (KEN)	0	*0	1	*3	5	*7	8	*8	8	*8	8
4	RAMEEZ Muhammad (PAK)	0	*1	3	*3	4	*5	7	*8	9	11	
	MUTUA Brian Ndunda (KEN)	0	1	*1	3	*4	5	*5	6	*7	7	

NOTES

The "Greatest deficit overcome" only applies when the player ends up winning the game.

LEGEND

MS Men's Singles **No.** Number * Server



Match Results

JAYASINGHA MUDIYANSELAGE Buwaneka (SRI) 4-0 HODGE Shakquan (SKN)

Game Summary		Match	Game 1	Game 2	Game 3	Game 4	Game 5	Game 6	Game 7
JAYASINGHA MUDIYA.	SRI	4	11	11	11	11			
HODGE Shakquan	SKN	0	3	1	3	2			
Duration:		14min	3min	3min	5min	3min			

Match No.: MS10 Table: 5

Umpires: YEW Freddie (SGP) CHAN Cheryl (SGP)

Player Statistics	JAYASINGHA MUDIYANSELAGE Buwaneka (SRI)							Match	HODGE Shakquan (SKN)							Match	
	Game								Game								
	1	2	3	4	5	6	7		1	2	3	4	5	6	7		
Points won	11	11	11	11				44	3	1	3	2					9
Biggest lead	8	10	8	9				10	-	-	-	-					-
Points won on own serve	5	6	5	5				21	2	1	2	1					6
Points lost on own serve	1	0	1	1				3	6	5	6	5					22
Most consecutive points won	5	8	5	7				8	1	1	1	1					1
Greatest deficit overcome	-	-	-	-				-	-	-	-	-					-
Handedness/Grip	/								Right/								

Game/Match Statistics	Game							Match
	1	2	3	4	5	6	7	
Longest rally (strokes)	8	4	6	7				8
Average rally	3	2	3	3				3

Game Progress

1	JAYASINGHA MUDIYANSELAGE Buwaneka (SRI)	0	*2	4	*5	6	*8	10	11
	HODGE Shakquan (SKN)	*0	0	*0	1	*2	2	*2	3
2	JAYASINGHA MUDIYANSELAGE Buwaneka (SRI)	*0	2	*3	5	*7	9	11	
	HODGE Shakquan (SKN)	0	*0	1	*1	1	*1	1	
3	JAYASINGHA MUDIYANSELAGE Buwaneka (SRI)	0	*2	4	*5	7	*9	10	11
	HODGE Shakquan (SKN)	*0	0	*0	1	*1	1	*2	3
4	JAYASINGHA MUDIYANSELAGE Buwaneka (SRI)	0	2	*3	4	*6	8	*10	11
	HODGE Shakquan (SKN)	0	*0	1	*2	2	*2	2	2

NOTES

The "Greatest deficit overcome" only applies when the player ends up winning the game.

LEGEND

MS Men's Singles No. Number * Server



Match Results

TOMLINSON Simon (JAM) 4-0 HODGE Shakquan (SKN)

Game Summary		Match	Game 1	Game 2	Game 3	Game 4	Game 5	Game 6	Game 7
TOMLINSON Simon	JAM	4	11	11	11	11			
HODGE Shakquan	SKN	0	1	4	4	1			
Duration:		15min	3min	3min	3min	4min			

Match No.: MS31 Table: 3

Umpires: MIKITA Darek (CAN) ANS Erica (CAN)

Player Statistics	TOMLINSON Simon (JAM)							Match	HODGE Shakquan (SKN)							Match	
	Game								Game								
	1	2	3	4	5	6	7		1	2	3	4	5	6	7		
Points won	11	11	11	11				44	1	4	4	1					10
Biggest lead	10	7	7	10				10	-	-	-	-					-
Points won on own serve	6	5	5	5				21	1	2	2	0					5
Points lost on own serve	0	2	2	1				5	5	6	5	6					22
Most consecutive points won	8	4	5	6				8	1	1	2	1					2
Greatest deficit overcome	-	-	-	-				-	-	-	-	-					-
Handedness/Grip	Right/								Right/								

Game/Match Statistics	Game							Match
	1	2	3	4	5	6	7	
Longest rally (strokes)	8	5	6	13				13
Average rally	3	2	2	4				3

Game Progress

1	TOMLINSON Simon (JAM)	*0	2	*3	5	*7	9	11		
	HODGE Shakquan (SKN)	0	*0	1	*1	1	*1	1		
2	TOMLINSON Simon (JAM)	0	*2	3	*4	6	*8	9	*10	11
	HODGE Shakquan (SKN)	*0	0	*1	2	*2	2	*3	4	4
3	TOMLINSON Simon (JAM)	0	2	*2	3	*5	6	*8	10	11
	HODGE Shakquan (SKN)	0	*0	2	*3	3	*4	4	*4	4
4	TOMLINSON Simon (JAM)	0	*2	4	*6	7	*9	11		
	HODGE Shakquan (SKN)	*0	0	*0	0	*1	1	1		

NOTES

The "Greatest deficit overcome" only applies when the player ends up winning the game.

LEGEND

MS Men's Singles No. Number * Server



Match Results

JAYASINGHA MUDIYANSELAGE Buwaneka (SRI) 4-3 TOMLINSON Simon (JAM)

Game Summary		Match	Game 1	Game 2	Game 3	Game 4	Game 5	Game 6	Game 7
JAYASINGHA MUDIYA.	SRI	4	10	11	11	9	5	11	11
TOMLINSON Simon	JAM	3	12	4	6	11	11	9	9
Duration:		43min	6min	4min	5min	6min	4min	6min	7min

Match No.: MS50 Table: 6

Umpires: FRIMPONG Francis (GHA) MUGWANYA Ronald (UGA)

Player Statistics	JAYASINGHA MUDIYANSELAGE Buwaneka (SRI)								TOMLINSON Simon (JAM)							
	Game							Match	Game							Match
	1	2	3	4	5	6	7		1	2	3	4	5	6	7	
Points won	10	11	11	9	5	11	11	68	12	4	6	11	11	9	9	62
Biggest lead	1	7	5	-	-	3	2	7	3	-	1	4	7	-	4	7
Points won on own serve	7	6	4	5	3	5	8	38	8	2	2	6	6	4	7	35
Points lost on own serve	4	2	4	4	5	5	2	26	3	5	7	4	2	6	3	30
Most consecutive points won	3	3	5	3	2	2	5	5	3	1	2	3	5	2	3	5
Greatest deficit overcome	-	-	1	-	-	-	4	4	1	-	-	-	-	-	-	1
Handedness/Grip	/								Right/							

Game/Match Statistics	Game							Match
	1	2	3	4	5	6	7	
Longest rally (strokes)	13	12	6	12	7	10	11	13
Average rally	5	5	4	5	4	4	4	4

Game Progress

1	JAYASINGHA MUDIYANSELAGE Buwaneka (SRI)	0	*0	1	*2	4	*5	6	*6	8	*9	10	*10	10
	TOMLINSON Simon (JAM)	*0	2	*3	4	*4	5	*6	8	*8	9	*10	11	12
2	JAYASINGHA MUDIYANSELAGE Buwaneka (SRI)	*0	2	*3	4	*6	7	*8	10	11				
	TOMLINSON Simon (JAM)	0	*0	1	*2	2	*3	4	*4	4				
3	JAYASINGHA MUDIYANSELAGE Buwaneka (SRI)	0	*2	2	*3	4	*6	8	*9	10	11			
	TOMLINSON Simon (JAM)	*0	0	*2	3	*4	4	*4	5	*6	6			
4	JAYASINGHA MUDIYANSELAGE Buwaneka (SRI)	0	1	*1	2	*3	3	*5	6	*6	8	9		
	TOMLINSON Simon (JAM)	0	*1	3	*4	5	*7	7	*8	10	*10	11		
5	JAYASINGHA MUDIYANSELAGE Buwaneka (SRI)	0	*0	1	*1	1	*2	3	*4	5				
	TOMLINSON Simon (JAM)	*0	2	*3	5	*7	8	*9	10	11				
6	JAYASINGHA MUDIYANSELAGE Buwaneka (SRI)	*0	2	*3	4	*5	6	*7	8	*9	9	11		
	TOMLINSON Simon (JAM)	0	*0	1	*2	3	*4	5	*6	7	*9	9		
7	JAYASINGHA MUDIYANSELAGE Buwaneka (SRI)	0	*0	1	*1	3	*3	5	*7	8	*9	11		
	TOMLINSON Simon (JAM)	*0	2	*3	5	*5	7	*7	7	*8	9	9		

NOTES

The "Greatest deficit overcome" only applies when the player ends up winning the game.

LEGEND

MS Men's Singles No. Number * Server



Match Results

ROBINSON Ashley (NIR) 4-0 NYAIKA Ronald (UGA)

Game Summary		Match	Game 1	Game 2	Game 3	Game 4	Game 5	Game 6	Game 7
ROBINSON Ashley	NIR	4	11	11	11	11			
NYAIKA Ronald	UGA	0	6	3	2	8			
Duration:		20min	4min	4min	4min	6min			

Match No.: MS11 Table: 1

Umpires: BOYTON Graham (AUS) MILLER Samuel (AUS)

Player Statistics	ROBINSON Ashley (NIR)							Match	NYAIKA Ronald (UGA)							Match
	Game								Game							
	1	2	3	4	5	6	7		1	2	3	4	5	6	7	
Points won	11	11	11	11				44	6	3	2	8				19
Biggest lead	5	8	9	4				9	3	-	-	1				3
Points won on own serve	6	8	5	6				25	4	3	1	4				12
Points lost on own serve	2	0	1	3				6	5	3	6	5				19
Most consecutive points won	6	6	6	3				6	3	2	1	2				3
Greatest deficit overcome	3	-	-	1				3	-	-	-	-				-
Handedness/Grip	Right/								/							

Game/Match Statistics	Game							Match
	1	2	3	4	5	6	7	
Longest rally (strokes)	7	10	8	10				10
Average rally	3	4	4	4				4

Game Progress

1	ROBINSON Ashley (NIR)	0	*0	1	*3	5	*6	7	*8	10	11	
	NYAIKA Ronald (UGA)	*0	2	*3	3	*3	4	*5	6	*6	6	
2	ROBINSON Ashley (NIR)	*0	2	*4	6	*6	8	*9	11			
	NYAIKA Ronald (UGA)	0	*0	0	*0	2	*2	3	3			
3	ROBINSON Ashley (NIR)	0	*1	3	*5	6	*8	10	11			
	NYAIKA Ronald (UGA)	*0	1	*1	1	*2	2	*2	2			
4	ROBINSON Ashley (NIR)	0	1	*3	4	*4	6	*7	9	*10	10	11
	NYAIKA Ronald (UGA)	0	*1	1	*2	4	*4	5	*5	6	*8	8

NOTES

The "Greatest deficit overcome" only applies when the player ends up winning the game.

LEGEND

MS Men's Singles **No.** Number * Server



Match Results

ST. LOUIS Dexter (TTO) 4-0 NYAIKA Ronald (UGA)

Game Summary		Match	Game 1	Game 2	Game 3	Game 4	Game 5	Game 6	Game 7
ST. LOUIS Dexter	TTO	4	11	11	11	11			
NYAIKA Ronald	UGA	0	6	4	8	3			
Duration:		21min	6min	5min	6min	5min			

Match No.: MS30 Table: 5

Umpires: MOORE Alan (NZL) MACKEY John (ENG)

Player Statistics	ST. LOUIS Dexter (TTO)							Match	NYAIKA Ronald (UGA)							Match	
	Game								Game								
	1	2	3	4	5	6	7		1	2	3	4	5	6	7		
Points won	11	11	11	11				44	6	4	8	3					21
Biggest lead	5	7	4	8				8	7	-	2	-					7
Points won on own serve	3	4	6	7				20	6	1	4	2					13
Points lost on own serve	5	3	3	1				12	3	7	5	4					19
Most consecutive points won	2	4	4	4				4	5	2	2	1					5
Greatest deficit overcome	7	-	2	-				7	-	-	-	-					-
Handedness/Grip	Left/								/								

Game/Match Statistics	Game							Match
	1	2	3	4	5	6	7	
Longest rally (strokes)	5	13	9	5				13
Average rally	2	3	4	3				3

Game Progress

1	ST. LOUIS Dexter (TTO)	*0	1	*2	2	*2	3	*3	4	5	11	
	NYAIKA Ronald (UGA)	0	*1	2	*4	6	*7	9	*10	*11	6	
2	ST. LOUIS Dexter (TTO)	0	2	*4	4	*6	7	*8	10	11		
	NYAIKA Ronald (UGA)	*0	*0	0	*2	2	*3	4	*4	4		
3	ST. LOUIS Dexter (TTO)	0	*1	2	*3	3	*5	7	*8	10	*10	11
	NYAIKA Ronald (UGA)	0	1	*2	3	*5	5	*5	6	*6	8	8
4	ST. LOUIS Dexter (TTO)	*0	2	*4	5	*6	8	*9	11			
	NYAIKA Ronald (UGA)	0	*0	0	*1	2	*2	3	3			

NOTES

The "Greatest deficit overcome" only applies when the player ends up winning the game.

LEGEND

MS Men's Singles No. Number * Server



Match Results

ROBINSON Ashley (NIR) 4-0 ST. LOUIS Dexter (TTO)

Game Summary		Match	Game 1	Game 2	Game 3	Game 4	Game 5	Game 6	Game 7
ROBINSON Ashley	NIR	4	11	11	14	11			
ST. LOUIS Dexter	TTO	0	2	6	12	8			
Duration:		31min	4min	6min	12min	7min			

Match No.: MS51 Table: 4

Umpires: BOYTON Graham (AUS) MILLER Samuel (AUS)

Player Statistics	ROBINSON Ashley (NIR)							Match	ST. LOUIS Dexter (TTO)							Match
	Game								Game							
	1	2	3	4	5	6	7		1	2	3	4	5	6	7	
Points won	11	11	14	11				47	2	6	12	8				28
Biggest lead	9	5	2	4				9	-	3	4	-				4
Points won on own serve	6	7	8	7				28	2	4	7	5				18
Points lost on own serve	0	2	5	3				10	5	4	6	4				19
Most consecutive points won	8	6	5	3				8	2	3	5	3				5
Greatest deficit overcome	-	3	4	-				4	-	-	-	-				-
Handedness/Grip	Right/								Left/							

Game/Match Statistics	Game							Match
	1	2	3	4	5	6	7	
Longest rally (strokes)	6	9	18	12				18
Average rally	4	4	5	4				4

Game Progress

1	ROBINSON Ashley (NIR)	0	*2	4	*6	8	*8	10	11	ST. LOUIS Dexter (TTO)	*0	0	*0	0	*0	2	*2	2																		
2	ROBINSON Ashley (NIR)	*0	1	*1	2	*4	6	*7	9	*10	11	ST. LOUIS Dexter (TTO)	0	*1	3	*4	4	*4	5	*5	6	6														
3	ROBINSON Ashley (NIR)	0	*1	2	*3	3	*3	5	*5	7	*9	10	*11	11	*11	12	*13	14	ST. LOUIS Dexter (TTO)	*0	1	*2	3	*5	7	*7	9	*9	9	*10	10	*11	12	*12	12	12
4	ROBINSON Ashley (NIR)	*0	1	*2	4	*5	7	*7	8	*9	10	11	ST. LOUIS Dexter (TTO)	0	*1	2	*2	3	*3	5	*6	7	*8	8												

NOTES

The "Greatest deficit overcome" only applies when the player ends up winning the game.

LEGEND

MS Men's Singles **No.** Number * Server



Match Results

RANASINGHA Imesh (SRI) 4-0 MITCHELL Andre (SVG)

Game Summary		Match	Game 1	Game 2	Game 3	Game 4	Game 5	Game 6	Game 7
RANASINGHA Imesh	SRI	4	11	11	11	11			
MITCHELL Andre	SVG	0	1	2	5	4			
Duration:		12min	2min	3min	3min	3min			

Match No.: MS12 Table: 7

Umpires: ROKSANDIC Zark (AUS) McMULLAN John (AUS)

Player Statistics	RANASINGHA Imesh (SRI)							Match	MITCHELL Andre (SVG)							Match
	Game								Game							
	1	2	3	4	5	6	7		1	2	3	4	5	6	7	
Points won	11	11	11	11				44	1	2	5	4				12
Biggest lead	10	9	6	9				10	1	-	1	-				1
Points won on own serve	4	5	6	6				21	0	1	3	3				7
Points lost on own serve	1	1	2	1				5	7	6	5	5				23
Most consecutive points won	11	9	4	9				11	1	1	1	2				2
Greatest deficit overcome	1	-	1	-				1	-	-	-	-				-
Handedness/Grip	/								/							

Game/Match Statistics	Game							Match
	1	2	3	4	5	6	7	
Longest rally (strokes)	5	7	6	12				12
Average rally	2	3	3	3				3

Game Progress

1	RANASINGHA Imesh (SRI)	*0	1	*3	5	7	9	11	
	MITCHELL Andre (SVG)	0	*1	1	*1	*1	*1	1	
2	RANASINGHA Imesh (SRI)	0	*2	4	*6	8	*9	11	
	MITCHELL Andre (SVG)	*0	0	*0	0	*0	1	2	
3	RANASINGHA Imesh (SRI)	*0	1	*2	4	*5	7	*8	11
	MITCHELL Andre (SVG)	0	*1	2	*2	3	*3	4	5
4	RANASINGHA Imesh (SRI)	0	*2	4	*6	8	*9	10	11
	MITCHELL Andre (SVG)	*0	0	*0	0	*0	1	*2	4

NOTES

The "Greatest deficit overcome" only applies when the player ends up winning the game.

LEGEND

MS Men's Singles **No.** Number * Server



Match Results

CATHCART Owen (NIR) 4-0 MITCHELL Andre (SVG)

Game Summary		Match	Game 1	Game 2	Game 3	Game 4	Game 5	Game 6	Game 7
CATHCART Owen	NIR	4	11	11	11	11			
MITCHELL Andre	SVG	0	5	3	1	3			
Duration:		12min	3min	3min	2min	3min			

Match No.: MS29 Table: 7

Umpires: FRANSMAN Claire (RSA) ADAMS Tiffany (RSA)

Player Statistics	CATHCART Owen (NIR)							Match	MITCHELL Andre (SVG)							Match
	Game								Game							
	1	2	3	4	5	6	7		1	2	3	4	5	6	7	
Points won	11	11	11	11				44	5	3	1	3				12
Biggest lead	7	8	10	8				10	-	1	-	-				1
Points won on own serve	6	6	6	7				25	3	1	1	2				7
Points lost on own serve	2	2	0	1				5	5	5	5	4				19
Most consecutive points won	4	5	10	5				10	2	1	1	1				2
Greatest deficit overcome	-	1	-	-				1	-	-	-	-				-
Handedness/Grip	Right/								/							

Game/Match Statistics	Game							Match
	1	2	3	4	5	6	7	
Longest rally (strokes)	5	4	6	6				6
Average rally	2	2	3	3				2

Game Progress

1	CATHCART Owen (NIR)	0	*2	4	*5	7	*8	9	*10	11
	MITCHELL Andre (SVG)	*0	0	*0	1	*1	2	*3	4	5
2	CATHCART Owen (NIR)	*0	1	*3	5	*6	7	*9	11	
	MITCHELL Andre (SVG)	0	*1	1	*1	2	*3	3	3	
3	CATHCART Owen (NIR)	0	*1	3	*5	7	*9	11		
	MITCHELL Andre (SVG)	*0	1	*1	1	*1	1	1		
4	CATHCART Owen (NIR)	*0	2	*3	5	*6	7	*9	11	
	MITCHELL Andre (SVG)	0	*0	1	*1	2	*3	3	3	

NOTES

The "Greatest deficit overcome" only applies when the player ends up winning the game.

LEGEND

MS Men's Singles **No.** Number * Server



Match Results

CATHCART Owen (NIR) 4-3 RANASINGHA Imesh (SRI)

Game Summary		Match	Game 1	Game 2	Game 3	Game 4	Game 5	Game 6	Game 7
CATHCART Owen	NIR	4	8	11	11	6	11	5	11
RANASINGHA Imesh	SRI	3	11	8	6	11	8	11	4
Duration:		45min	6min	5min	5min	6min	7min	6min	5min

Match No.: MS52 Table: 2

Umpires: LAZELL Peter (AUS) PINKEWICH Marie (AUS)

Player Statistics	CATHCART Owen (NIR)								RANASINGHA Imesh (SRI)							
	Game							Match	Game							Match
	1	2	3	4	5	6	7		1	2	3	4	5	6	7	
Points won	8	11	11	6	11	5	11	63	11	8	6	11	8	11	4	59
Biggest lead	4	5	5	-	3	-	8	8	3	-	-	5	1	6	-	6
Points won on own serve	5	6	5	4	6	3	7	36	6	5	2	6	4	6	3	32
Points lost on own serve	5	3	4	4	4	5	1	26	3	5	6	2	5	2	4	27
Most consecutive points won	3	3	5	3	3	3	6	6	6	3	3	5	2	4	2	6
Greatest deficit overcome	-	-	-	-	1	-	-	1	4	-	-	-	-	-	-	4
Handedness/Grip	Right/								/							

Game/Match Statistics	Game							Match
	1	2	3	4	5	6	7	
Longest rally (strokes)	9	6	8	11	10	8	9	11
Average rally	4	3	4	3	5	4	4	4

Game Progress

1	CATHCART Owen (NIR)	*0	2	*3	5	*6	6	*7	7	*7	8	8	RANASINGHA Imesh (SRI)	0	*0	1	*1	2	*4	5	*7	9	*10	11
2	CATHCART Owen (NIR)	0	*2	3	*4	6	*7	8	*9	10	*10	11	RANASINGHA Imesh (SRI)	*0	0	*1	2	*2	3	*4	5	*6	8	8
3	CATHCART Owen (NIR)	*0	1	*3	5	*6	6	*7	8	*10	11	RANASINGHA Imesh (SRI)	0	*1	1	*1	2	*4	5	*6	6	6		
4	CATHCART Owen (NIR)	0	*0	0	*1	3	*4	6	*6	6	6	RANASINGHA Imesh (SRI)	0	2	*4	5	*5	6	*6	8	*10	11		
5	CATHCART Owen (NIR)	*0	1	*2	3	*4	5	*6	8	*9	10	11	RANASINGHA Imesh (SRI)	0	*1	2	*3	4	*5	6	*6	7	*8	8
6	CATHCART Owen (NIR)	0	*0	1	*1	2	*4	4	*4	5	RANASINGHA Imesh (SRI)	*0	2	*3	5	*6	6	*8	10	11				
7	CATHCART Owen (NIR)	*0	2	*4	6	*7	9	*9	10	11	RANASINGHA Imesh (SRI)	0	*0	0	*0	1	*1	3	*4	4				

NOTES

The "Greatest deficit overcome" only applies when the player ends up winning the game.

LEGEND

MS Men's Singles No. Number * Server



Match Results

MUHAMAD RIZAL Muhammad Ashraf Haiq. (MAS) 4-0 DANIEL Carlton (SVG)

Game Summary		Match	Game 1	Game 2	Game 3	Game 4	Game 5	Game 6	Game 7
MUHAMAD RIZAL MAH	MAS	4	11	11	11	11			
DANIEL Carlton	SVG	0	4	4	4	5			
Duration:		17min	4min	3min	4min	4min			

Match No.: MS13 Table: 3

Umpires: WILLIAMS Jackie (WAL) FELIX Marguerita (BAR)

Player Statistics	MUHAMAD RIZAL Muhammad Ashraf Haiq. (MAS)							Match	DANIEL Carlton (SVG)							Match
	Game								Game							
	1	2	3	4	5	6	7		1	2	3	4	5	6	7	
Points won	11	11	11	11				44	4	4	4	5				17
Biggest lead	7	7	7	6				7	-	2	1	-				2
Points won on own serve	4	5	5	6				20	1	1	2	4				8
Points lost on own serve	3	3	2	1				9	7	6	6	4				23
Most consecutive points won	4	7	5	6				7	2	2	2	3				3
Greatest deficit overcome	-	2	1	-				2	-	-	-	-				-
Handedness/Grip	Right/								Right/							

Game/Match Statistics	Game							Match
	1	2	3	4	5	6	7	
Longest rally (strokes)	7	10	7	12				12
Average rally	3	3	4	5				4

Game Progress

1	MUHAMAD RIZAL Muhammad Ashraf Haiq. (MAS)	0	*2	3	*4	6	*8	8	*10	11
	DANIEL Carlton (SVG)	*0	0	*1	2	*2	2	*4	4	4
2	MUHAMAD RIZAL Muhammad Ashraf Haiq. (MAS)	*0	0	*2	4	*6	7	*8	10	11
	DANIEL Carlton (SVG)	0	*2	2	*2	2	*3	4	*4	4
3	MUHAMAD RIZAL Muhammad Ashraf Haiq. (MAS)	0	*1	2	*3	5	*7	8	*10	11
	DANIEL Carlton (SVG)	*0	1	*2	3	*3	3	*4	4	4
4	MUHAMAD RIZAL Muhammad Ashraf Haiq. (MAS)	0	2	*3	4	*4	6	*8	10	11
	DANIEL Carlton (SVG)	0	*0	1	*2	4	*4	4	*4	5

NOTES

The "Greatest deficit overcome" only applies when the player ends up winning the game.

LEGEND

MS Men's Singles No. Number * Server



Match Results

WATSON Kane (JAM) 4-0 DANIEL Carlton (SVG)

Game Summary		Match	Game 1	Game 2	Game 3	Game 4	Game 5	Game 6	Game 7
WATSON Kane	JAM	4	11	11	11	11			
DANIEL Carlton	SVG	0	7	7	2	7			
Duration:		20min	4min	5min	3min	5min			

Match No.: MS28 Table: 1

Umpires: YEW Freddie (SGP) CHAN Cheryl (SGP)

Player Statistics	WATSON Kane (JAM)							Match	DANIEL Carlton (SVG)							Match
	Game								Game							
	1	2	3	4	5	6	7		1	2	3	4	5	6	7	
Points won	11	11	11	11				44	7	7	2	7				23
Biggest lead	4	4	9	4				9	-	3	1	-				3
Points won on own serve	6	6	6	8				26	5	3	2	5				15
Points lost on own serve	2	4	0	2				8	5	5	5	3				18
Most consecutive points won	2	4	8	3				8	1	3	1	2				3
Greatest deficit overcome	-	3	1	-				3	-	-	-	-				-
Handedness/Grip	Right/								Right/							

Game/Match Statistics	Game							Match
	1	2	3	4	5	6	7	
Longest rally (strokes)	11	10	8	13				13
Average rally	4	4	4	4				4

Game Progress

1	WATSON Kane (JAM)	0	*1	3	*4	5	*6	7	*8	10	11
	DANIEL Carlton (SVG)	*0	1	*1	2	*3	4	*5	6	*6	7
2	WATSON Kane (JAM)	*0	0	*1	2	*3	4	*6	8	*9	11
	DANIEL Carlton (SVG)	0	*2	3	*4	5	*6	6	*6	7	7
3	WATSON Kane (JAM)	0	*1	3	*4	6	*8	10	11		
	DANIEL Carlton (SVG)	*0	1	*1	2	*2	2	*2	2		
4	WATSON Kane (JAM)	*0	2	*3	5	*5	6	*7	9	*10	11
	DANIEL Carlton (SVG)	0	*0	1	*1	3	*4	5	*5	6	7

NOTES

The "Greatest deficit overcome" only applies when the player ends up winning the game.

LEGEND

MS Men's Singles **No.** Number * Server



Match Results

MUHAMAD RIZAL Muhammad Ashraf Haiq. (MAS) 4-2 WATSON Kane (JAM)

Game Summary		Match	Game 1	Game 2	Game 3	Game 4	Game 5	Game 6	Game 7
MUHAMAD RIZAL MAH	MAS	4	10	11	12	8	11	11	
WATSON Kane	JAM	2	12	9	10	11	6	3	
Duration:		38min	6min	6min	7min	6min	5min	5min	

Match No.: MS53 Table: 3

Umpires: HAKIMARA Marzieh (CAN) MIKITA Darek (CAN)

Player Statistics	MUHAMAD RIZAL Muhammad Ashraf Haiq. (MAS)							Match	WATSON Kane (JAM)							Match
	Game								Game							
	1	2	3	4	5	6	7		1	2	3	4	5	6	7	
Points won	10	11	12	8	11	11		63	12	9	10	11	6	3		51
Biggest lead	3	2	4	3	5	8		8	2	6	1	3	2	-		6
Points won on own serve	6	7	7	6	5	4		35	7	6	6	8	2	1		30
Points lost on own serve	5	3	4	3	3	2		20	4	4	5	2	6	7		28
Most consecutive points won	4	7	5	5	4	5		7	5	4	3	4	2	1		5
Greatest deficit overcome	-	6	1	-	2	-		6	3	-	-	3	-	-		3
Handedness/Grip	Right/								Right/							

Game/Match Statistics	Game							Match
	1	2	3	4	5	6	7	
Longest rally (strokes)	11	10	17	10	9	11		17
Average rally	5	5	5	5	5	5		5

Game Progress

1	MUHAMAD RIZAL Muhammad Ashraf Haiq. (MAS)	*0	1	*2	3	*3	4	*6	8	*9	10	*10	10	10
	WATSON Kane (JAM)	0	*1	2	*3	5	*6	6	*6	7	*8	10	*11	12
2	MUHAMAD RIZAL Muhammad Ashraf Haiq. (MAS)	0	*0	1	*2	2	*2	4	*6	8	*9	11		
	WATSON Kane (JAM)	*0	2	*3	4	*6	8	*8	8	*8	9	9		
3	MUHAMAD RIZAL Muhammad Ashraf Haiq. (MAS)	*0	2	*2	3	*5	7	*8	8	*9	10	*10	11	12
	WATSON Kane (JAM)	0	*0	2	*3	3	*3	4	*6	7	*8	10	*10	10
4	MUHAMAD RIZAL Muhammad Ashraf Haiq. (MAS)	0	*0	2	*2	4	*6	7	*7	8	*8	8		
	WATSON Kane (JAM)	*0	2	*2	4	*4	4	*5	7	*8	10	11		
5	MUHAMAD RIZAL Muhammad Ashraf Haiq. (MAS)	0	0	*2	3	*5	7	*8	9	*10	11			
	WATSON Kane (JAM)	0	*2	2	*3	3	*3	4	*5	6	6			
6	MUHAMAD RIZAL Muhammad Ashraf Haiq. (MAS)	0	*2	3	*5	6	*7	9	11					
	WATSON Kane (JAM)	*0	0	*1	1	*2	3	*3	3					

NOTES

The "Greatest deficit overcome" only applies when the player ends up winning the game.

LEGEND

MS Men's Singles No. Number * Server



Match Results

BERNADET Antoine (CAN) 4-1 MTALASO Masoud (TAN)

Game Summary		Match	Game 1	Game 2	Game 3	Game 4	Game 5	Game 6	Game 7
BERNADET Antoine	CAN	4	11	11	11	7	11		
MTALASO Masoud	TAN	1	7	8	5	11	1		
Duration:		25min	5min	5min	4min	4min	4min		

Match No.: MS14 Table: 4

Umpires: MOORE Alan (NZL) MACKEY John (ENG)

Player Statistics	BERNADET Antoine (CAN)							Match	MTALASO Masoud (TAN)							Match
	Game								Game							
	1	2	3	4	5	6	7		1	2	3	4	5	6	7	
Points won	11	11	11	7	11			51	7	8	5	11	1			32
Biggest lead	5	3	6	2	10			10	2	2	-	4	-			4
Points won on own serve	6	6	5	4	5			26	5	4	2	5	0			16
Points lost on own serve	2	4	3	5	1			15	5	5	6	3	6			25
Most consecutive points won	7	3	4	3	6			7	2	4	1	5	1			5
Greatest deficit overcome	2	2	-	-	-			2	-	-	-	2	-			2
Handedness/Grip	Right/								Right/							

Game/Match Statistics	Game							Match
	1	2	3	4	5	6	7	
Longest rally (strokes)	6	5	9	10	6			10
Average rally	3	3	3	3	3			3

Game Progress

1	BERNADET Antoine (CAN)	0	*0	1	*2	4	*6	8	*9	10	11	
	MTALASO Masoud (TAN)	*0	2	*3	4	*4	4	*4	5	*6	7	
2	BERNADET Antoine (CAN)	*0	2	*2	2	*4	5	*6	8	*9	11	
	MTALASO Masoud (TAN)	0	*0	2	*4	4	*5	6	*6	7	*8	8
3	BERNADET Antoine (CAN)	0	*1	2	*4	6	*7	8	*10	11		
	MTALASO Masoud (TAN)	*0	1	*2	2	*2	3	*4	4	5		
4	BERNADET Antoine (CAN)	0	1	*2	3	*5	5	*5	6	*6	7	
	MTALASO Masoud (TAN)	0	*1	2	*3	3	*5	7	*8	10	11	
5	BERNADET Antoine (CAN)	0	*2	4	*6	7	*9	11				
	MTALASO Masoud (TAN)	*0	0	*0	0	*1	1	1				

NOTES

The "Greatest deficit overcome" only applies when the player ends up winning the game.

LEGEND

MS Men's Singles **No.** Number * Server



Match Results

BRITTON Shemar (GUY) 4-0 MTALASO Masoud (TAN)

Game Summary		Match	Game 1	Game 2	Game 3	Game 4	Game 5	Game 6	Game 7
BRITTON Shemar	GUY	4	11	11	11	11			
MTALASO Masoud	TAN	0	4	2	4	2			
Duration:		12min	3min	3min	3min	3min			

Match No.: MS27 Table: 3

Umpires: PURCELL Tom (ENG) JUTLE Harry (ENG)

Player Statistics	BRITTON Shemar (GUY)							Match	MTALASO Masoud (TAN)							Match
	Game								Game							
	1	2	3	4	5	6	7		1	2	3	4	5	6	7	
Points won	11	11	11	11				44	4	2	4	2				12
Biggest lead	7	9	7	9				9	2	-	-	-				2
Points won on own serve	7	7	6	6				26	4	1	3	2				10
Points lost on own serve	0	1	1	0				2	4	4	5	4				17
Most consecutive points won	6	5	5	6				6	2	1	2	1				2
Greatest deficit overcome	2	-	-	-				2	-	-	-	-				-
Handedness/Grip	Left/								Right/							

Game/Match Statistics	Game							Match
	1	2	3	4	5	6	7	
Longest rally (strokes)	4	4	4	6				6
Average rally	2	2	3	3				3

Game Progress

1	BRITTON Shemar (GUY)	0	*0	2	*4	6	*6	8	*10	11
	MTALASO Masoud (TAN)	*0	2	*2	2	*2	4	*4	4	4
2	BRITTON Shemar (GUY)	*0	1	*3	*5	*6	8	*10	11	
	MTALASO Masoud (TAN)	0	*1	1	1	2	*2	2	2	2
3	BRITTON Shemar (GUY)	0	*2	4	*5	7	*8	9	*10	11
	MTALASO Masoud (TAN)	*0	0	*0	1	*1	2	*3	4	4
4	BRITTON Shemar (GUY)	0	2	*3	5	*7	9	*10	11	
	MTALASO Masoud (TAN)	0	*0	1	*1	1	*1	2	2	2

NOTES

The "Greatest deficit overcome" only applies when the player ends up winning the game.

LEGEND

MS Men's Singles No. Number * Server



Match Results

BERNADET Antoine (CAN) 4-3 BRITTON Shemar (GUY)

Game Summary		Match	Game 1	Game 2	Game 3	Game 4	Game 5	Game 6	Game 7
BERNADET Antoine	CAN	4	8	5	11	11	11	13	11
BRITTON Shemar	GUY	3	11	11	6	3	9	15	3
Duration:		45min	6min	5min	5min	4min	6min	9min	4min

Match No.: MS54 Table: 1

Umpires: CHAN Cheryl (SGP) YEW Freddie (SGP)

Player Statistics	BERNADET Antoine (CAN)								BRITTON Shemar (GUY)							
	Game							Match	Game							Match
	1	2	3	4	5	6	7		1	2	3	4	5	6	7	
Points won	8	5	11	11	11	13	11	70	11	11	6	3	9	15	3	58
Biggest lead	3	2	6	8	2	2	8	8	3	6	1	-	4	3	-	6
Points won on own serve	4	4	6	5	6	7	4	36	6	7	4	1	5	8	1	32
Points lost on own serve	5	4	2	2	4	7	2	26	4	1	5	5	5	6	7	33
Most consecutive points won	4	3	7	7	4	3	6	7	4	7	3	1	4	5	2	7
Greatest deficit overcome	-	-	1	-	4	-	-	4	3	2	-	-	-	2	-	3
Handedness/Grip	Right/								Left/							

Game/Match Statistics	Game							Match
	1	2	3	4	5	6	7	
Longest rally (strokes)	11	7	8	7	9	9	9	11
Average rally	4	4	3	3	4	4	4	4

Game Progress

1	BERNADET Antoine (CAN)	0	*1	3	*4	5	*6	7	*7	7	*8	8	BRITTON Shemar (GUY)	*0	1	*1	2	*3	4	*5	7	*9	10	11													
2	BERNADET Antoine (CAN)	*0	1	*2	4	*4	4	*4	5	5	BRITTON Shemar (GUY)	0	*1	2	*2	4	*6	8	*9	11																	
3	BERNADET Antoine (CAN)	0	*1	3	*5	7	*7	8	*9	10	11	BRITTON Shemar (GUY)	*0	1	*1	1	*1	3	*4	5	*6	6															
4	BERNADET Antoine (CAN)	0	2	*3	4	*6	8	*10	11	BRITTON Shemar (GUY)	0	*0	1	*2	2	*2	2	3																			
5	BERNADET Antoine (CAN)	0	*1	2	*3	3	*3	4	*6	8	*9	11	BRITTON Shemar (GUY)	*0	1	*2	3	*5	7	*8	8	*8	9	9													
6	BERNADET Antoine (CAN)	*0	1	*2	4	*4	4	*5	6	*7	9	*10	11	*11	11	*12	12	*13	13	BRITTON Shemar (GUY)	0	*1	2	*2	4	*6	7	*8	9	*9	10	*10	11	*12	12	*13	13
		13	13																																		
		*14	15																																		
7	BERNADET Antoine (CAN)	0	*2	4	*6	7	*8	9	11	BRITTON Shemar (GUY)	*0	0	*0	0	*1	2	*3	3																			

NOTES

The "Greatest deficit overcome" only applies when the player ends up winning the game.

LEGEND

MS Men's Singles No. Number * Server



Match Results

SIRISENA Rohan (SRI) 4-0 ROLLINS Adrian (BAH)

Game Summary		Match	Game 1	Game 2	Game 3	Game 4	Game 5	Game 6	Game 7
SIRISENA Rohan	SRI	4	11	11	11	11			
ROLLINS Adrian	BAH	0	3	2	4	6			
Duration:		14min	3min	3min	3min	4min			

Match No.: MS15 Table: 5

Umpires: FRIMPONG Francis (GHA) MUGWANYA Ronald (UGA)

Player Statistics	SIRISENA Rohan (SRI)							Match	ROLLINS Adrian (BAH)							Match
	Game								Game							
	1	2	3	4	5	6	7		1	2	3	4	5	6	7	
Points won	11	11	11	11				44	3	2	4	6				15
Biggest lead	8	9	7	6				9	1	-	-	-				1
Points won on own serve	6	5	5	4				20	1	1	1	2				5
Points lost on own serve	2	1	3	4				10	5	6	6	6				23
Most consecutive points won	8	9	4	3				9	2	1	1	2				2
Greatest deficit overcome	1	-	-	-				1	-	-	-	-				-
Handedness/Grip	/								Right/							

Game/Match Statistics	Game							Match
	1	2	3	4	5	6	7	
Longest rally (strokes)	4	5	10	11				11
Average rally	3	3	3	5				3

Game Progress

1	SIRISENA Rohan (SRI)	*0	1	*3	5	*7	8	*9	11		
	ROLLINS Adrian (BAH)	0	*1	1	*1	1	*2	3	3		
2	SIRISENA Rohan (SRI)	0	*1	3	*5	7	*9	10	11		
	ROLLINS Adrian (BAH)	*0	1	*1	1	*1	1	*2	2		
3	SIRISENA Rohan (SRI)	*0	2	*4	5	*7	8	*9	10	11	
	ROLLINS Adrian (BAH)	0	*0	0	*1	1	*2	3	*4	4	
4	SIRISENA Rohan (SRI)	0	*2	3	*4	6	*7	8	*10	10	11
	ROLLINS Adrian (BAH)	0	0	*1	2	*2	3	*4	4	*6	6

NOTES

The "Greatest deficit overcome" only applies when the player ends up winning the game.

LEGEND

MS Men's Singles No. Number * Server



Match Results

LULU Ham (VAN) 4-0 ROLLINS Adrian (BAH)

Game Summary		Match	Game 1	Game 2	Game 3	Game 4	Game 5	Game 6	Game 7
LULU Ham	VAN	4	11	11	11	11			
ROLLINS Adrian	BAH	0	3	7	6	5			
Duration:		15min	3min	4min	4min	4min			

Match No.: MS26 Table: 4

Umpires: ABDULLAH Diana (MAS) LIM Lim Ee Koon (MAS)

Player Statistics	LULU Ham (VAN)							Match	ROLLINS Adrian (BAH)							Match
	Game								Game							
	1	2	3	4	5	6	7		1	2	3	4	5	6	7	
Points won	11	11	11	11				44	3	7	6	5				21
Biggest lead	8	4	5	6				8	1	-	1	-				1
Points won on own serve	5	7	5	5				22	2	4	3	3				12
Points lost on own serve	1	3	3	2				9	6	4	6	5				21
Most consecutive points won	5	4	4	3				5	1	3	1	2				3
Greatest deficit overcome	1	-	1	-				1	-	-	-	-				-
Handedness/Grip	Right/								Right/							

Game/Match Statistics	Game							Match
	1	2	3	4	5	6	7	
Longest rally (strokes)	10	5	6	5				10
Average rally	3	2	3	3				3

Game Progress

1	LULU Ham (VAN)	0	*1	3	*4	6	*8	9	11		
	ROLLINS Adrian (BAH)	*0	1	*1	2	*2	2	*3	3		
2	LULU Ham (VAN)	*0	1	*3	5	*5	7	*7	8	*10	11
	ROLLINS Adrian (BAH)	0	*1	1	*1	3	*3	5	*6	6	7
3	LULU Ham (VAN)	0	*1	2	*4	5	*6	8	*9	10	11
	ROLLINS Adrian (BAH)	*0	1	*2	2	*3	4	*4	5	*6	6
4	LULU Ham (VAN)	0	2	*3	4	*5	7	*8	9	11	
	ROLLINS Adrian (BAH)	0	*0	1	*2	3	*3	4	*5	5	

NOTES

The "Greatest deficit overcome" only applies when the player ends up winning the game.

LEGEND

MS Men's Singles No. Number * Server



Match Results

SIRISENA Rohan (SRI) 4-0 LULU Ham (VAN)

Game Summary		Match	Game 1	Game 2	Game 3	Game 4	Game 5	Game 6	Game 7
SIRISENA Rohan	SRI	4	11	11	12	11			
LULU Ham	VAN	0	6	5	10	5			
Duration:		19min	4min	4min	5min	4min			

Match No.: MS55 Table: 4

Umpires: ABDULLAH Diana (MAS) LIM Lim Ee Koon (MAS)

Player Statistics	SIRISENA Rohan (SRI)							Match	LULU Ham (VAN)							Match
	Game								Game							
	1	2	3	4	5	6	7		1	2	3	4	5	6	7	
Points won	11	11	12	11				45	6	5	10	5				26
Biggest lead	5	6	2	6				6	2	-	2	-				2
Points won on own serve	5	7	6	4				22	3	4	5	2				14
Points lost on own serve	3	1	5	3				12	6	4	6	6				22
Most consecutive points won	5	3	3	5				5	2	1	3	3				3
Greatest deficit overcome	2	-	2	-				2	-	-	-	-				-
Handedness/Grip	/								Right/							

Game/Match Statistics	Game							Match
	1	2	3	4	5	6	7	
Longest rally (strokes)	6	10	13	11				13
Average rally	3	4	5	4				4

Game Progress

1	SIRISENA Rohan (SRI)	0	*0	1	*3	5	*6	7	*9	10	11			
	LULU Ham (VAN)	*0	2	*3	3	*3	4	*5	5	*6	6			
2	SIRISENA Rohan (SRI)	*0	2	*3	4	*5	7	*8	10	11				
	LULU Ham (VAN)	0	*0	1	*2	3	*3	4	*4	5				
3	SIRISENA Rohan (SRI)	0	*0	2	*3	3	*5	6	*7	8	*9	10	*11	12
	LULU Ham (VAN)	*0	2	*2	3	*5	5	*6	7	*8	9	*10	10	10
4	SIRISENA Rohan (SRI)	0	2	*3	4	*6	6	*7	9	11				
	LULU Ham (VAN)	0	*0	1	*2	2	*4	5	*5	5				

NOTES

The "Greatest deficit overcome" only applies when the player ends up winning the game.

LEGEND

MS Men's Singles No. Number * Server



Match Results

HOWIESON Craig (SCO) 4-0 TAUCOORY Rhikesh (MRI)

Game Summary		Match	Game 1	Game 2	Game 3	Game 4	Game 5	Game 6	Game 7
HOWIESON Craig	SCO	4	11	11	11	12			
TAUCOORY Rhikesh	MRI	0	8	4	9	10			
Duration:		25min	5min	4min	6min	7min			

Match No.: MS16 Table: 2

Umpires: GILLESPIE Stephen (AUS) ERRINGTON Glenn (AUS)

Player Statistics	HOWIESON Craig (SCO)							Match	TAUCOORY Rhikesh (MRI)							Match
	Game								Game							
	1	2	3	4	5	6	7		1	2	3	4	5	6	7	
Points won	11	11	11	12				45	8	4	9	10				31
Biggest lead	5	7	2	4				7	1	-	2	1				2
Points won on own serve	6	6	3	5				20	5	2	2	4				13
Points lost on own serve	3	2	7	6				18	5	5	8	7				25
Most consecutive points won	4	5	4	4				5	3	2	3	4				4
Greatest deficit overcome	1	-	2	1				2	-	-	-	-				-
Handedness/Grip	Right/								Right/							

Game/Match Statistics	Game							Match
	1	2	3	4	5	6	7	
Longest rally (strokes)	6	14	8	8				14
Average rally	3	4	4	4				4

Game Progress

1	HOWIESON Craig (SCO)	0	*1	3	*4	5	*7	8	*9	10	*10	11	TAUCOORY Rhikesh (MRI)	*0	1	*1	2	*3	3	*4	5	*6	8	8				
2	HOWIESON Craig (SCO)	*0	2	*4	5	*6	8	*9	10	11	TAUCOORY Rhikesh (MRI)	0	*0	0	*1	2	*2	3	*4	4								
3	HOWIESON Craig (SCO)	0	*2	2	*4	4	*5	6	*7	7	*9	11	TAUCOORY Rhikesh (MRI)	*0	0	*2	2	*4	5	*6	7	*9	9	9				
4	HOWIESON Craig (SCO)	*0	2	*4	4	*6	7	*7	7	*8	9	*10	11	12	TAUCOORY Rhikesh (MRI)	0	*0	0	*2	2	*3	5	*7	8	*9	10	*10	10

NOTES

The "Greatest deficit overcome" only applies when the player ends up winning the game.

LEGEND

MS Men's Singles **No.** Number * Server



Match Results

TAUCOORY Rhikesh (MRI) 4-2 DOWELL Mark (BAR)

Game Summary		Match	Game 1	Game 2	Game 3	Game 4	Game 5	Game 6	Game 7
TAUCOORY Rhikesh	MRI	4	8	10	12	11	11	11	
DOWELL Mark	BAR	2	11	12	10	5	6	8	
Duration:		35min	5min	7min	6min	4min	5min	5min	

Match No.: MS25 Table: 5

Umpires: WHITAKER Jonathan (SCO) ARINYE Cecilia (NGR)

Player Statistics	TAUCOORY Rhikesh (MRI)							Match	DOWELL Mark (BAR)							Match
	Game								Game							
	1	2	3	4	5	6	7		1	2	3	4	5	6	7	
Points won	8	10	12	11	11	11		63	11	12	10	5	6	8		52
Biggest lead	2	2	4	7	5	3		7	3	4	1	2	3	2		4
Points won on own serve	3	4	6	6	6	5		30	5	5	5	3	4	3		25
Points lost on own serve	6	7	5	1	2	5		26	5	6	6	5	5	6		33
Most consecutive points won	2	3	3	9	7	4		9	4	5	4	2	3	2		5
Greatest deficit overcome	-	-	1	2	3	2		3	2	2	-	-	-	-		2
Handedness/Grip	Right/								Right/							

Game/Match Statistics	Game							Match
	1	2	3	4	5	6	7	
Longest rally (strokes)	11	14	10	11	11	9		14
Average rally	4	5	5	4	4	5		5

Game Progress

1	TAUCOORY Rhikesh (MRI)	0	*2	2	*2	4	*5	6	*7	7	*8	8		
	DOWELL Mark (BAR)	*0	0	*2	4	*4	5	*6	7	*9	10	11		
2	TAUCOORY Rhikesh (MRI)	*0	2	*3	3	*3	4	*5	5	*7	8	*10	10	10
	DOWELL Mark (BAR)	0	*0	1	*3	5	*6	7	*9	9	*10	10	*11	12
3	TAUCOORY Rhikesh (MRI)	0	*1	2	*4	5	*6	7	*8	10	*10	10	*11	12
	DOWELL Mark (BAR)	*0	1	*2	2	*3	4	*5	6	*6	8	*10	10	10
4	TAUCOORY Rhikesh (MRI)	0	1	*1	3	*5	7	*9	10	11				
	DOWELL Mark (BAR)	0	*1	3	*3	3	*3	3	*4	5				
5	TAUCOORY Rhikesh (MRI)	0	*0	1	*2	4	*6	8	*9	10	11			
	DOWELL Mark (BAR)	*0	2	*3	4	*4	4	*4	5	*6	6			
6	TAUCOORY Rhikesh (MRI)	*0	0	*1	2	*3	5	*7	8	*9	10	11		
	DOWELL Mark (BAR)	0	*2	3	*4	5	*5	5	*6	7	*8	8		

NOTES

The "Greatest deficit overcome" only applies when the player ends up winning the game.

LEGEND

MS Men's Singles No. Number * Server



Match Results

HOWIESON Craig (SCO) 4-0 DOWELL Mark (BAR)

Game Summary		Match	Game 1	Game 2	Game 3	Game 4	Game 5	Game 6	Game 7
HOWIESON Craig	SCO	4	11	11	11	11			
DOWELL Mark	BAR	0	6	8	7	8			
Duration:		24min	5min	6min	5min	5min			

Match No.: MS56 Table: 5

Umpires: FOOTE Ben (GGY) WONG Teck Yun (MAS)

Player Statistics	HOWIESON Craig (SCO)							Match	DOWELL Mark (BAR)							Match
	Game								Game							
	1	2	3	4	5	6	7		1	2	3	4	5	6	7	
Points won	11	11	11	11				44	6	8	7	8				29
Biggest lead	5	3	5	4				5	-	5	-	1				5
Points won on own serve	5	7	7	6				25	2	6	4	5				17
Points lost on own serve	4	2	3	3				12	6	4	4	5				19
Most consecutive points won	3	8	4	4				8	3	3	2	2				3
Greatest deficit overcome	-	5	-	1				5	-	-	-	-				-
Handedness/Grip	Right/								Right/							

Game/Match Statistics	Game							Match
	1	2	3	4	5	6	7	
Longest rally (strokes)	8	11	9	6				11
Average rally	4	4	4	3				4

Game Progress

1	HOWIESON Craig (SCO)	*0	1	*3	4	*6	6	*7	9	*10	11	
	DOWELL Mark (BAR)	0	*1	1	*2	2	*4	5	*5	6	6	
2	HOWIESON Craig (SCO)	0	*0	1	*1	2	*3	5	*7	9	*10	11
	DOWELL Mark (BAR)	*0	2	*3	5	*6	7	*7	7	*7	8	8
3	HOWIESON Craig (SCO)	*0	2	*4	5	*5	6	*7	9	*10	11	
	DOWELL Mark (BAR)	0	*0	0	*1	3	*4	5	*5	6	7	
4	HOWIESON Craig (SCO)	0	*1	2	*3	4	*6	8	*8	9	*10	11
	DOWELL Mark (BAR)	*0	1	*2	3	*4	4	*4	6	*7	8	8

NOTES

The "Greatest deficit overcome" only applies when the player ends up winning the game.

LEGEND

MS Men's Singles No. Number * Server



Match Results

CHOONG Javen (MAS) 4-0 HUKMANI Devesh (BIZ)

Game Summary		Match	Game 1	Game 2	Game 3	Game 4	Game 5	Game 6	Game 7
CHOONG Javen	MAS	4	11	11	11	11			
HUKMANI Devesh	BIZ	0	9	4	7	5			
Duration:		18min	5min	3min	4min	4min			

Match No.: MS17 Table: 6

Umpires: McNEILL Jock (AUS) WONG Kenneth (AUS)

Player Statistics	CHOONG Javen (MAS)							Match	HUKMANI Devesh (BIZ)							Match
	Game								Game							
	1	2	3	4	5	6	7		1	2	3	4	5	6	7	
Points won	11	11	11	11				44	9	4	7	5				25
Biggest lead	2	7	5	7				7	4	2	-	-				4
Points won on own serve	8	5	4	4				21	7	1	3	2				13
Points lost on own serve	2	3	4	3				12	3	6	7	6				22
Most consecutive points won	5	8	3	6				8	3	2	3	3				3
Greatest deficit overcome	4	2	-	-				4	-	-	-	-				-
Handedness/Grip	Right/								Left/							

Game/Match Statistics	Game							Match
	1	2	3	4	5	6	7	
Longest rally (strokes)	6	6	5	13				13
Average rally	3	3	3	5				3

Game Progress

1	CHOONG Javen (MAS)	0	*0	1	*1	3	*5	6	*6	8	*9	11
	HUKMANI Devesh (BIZ)	*0	2	*3	5	*5	5	*6	8	*8	9	9
2	CHOONG Javen (MAS)	*0	0	*2	4	*6	8	*9	10	11		
	HUKMANI Devesh (BIZ)	0	*2	2	*2	2	*2	3	*4	4		
3	CHOONG Javen (MAS)	0	*2	3	*5	6	*6	7	*9	10	11	
	HUKMANI Devesh (BIZ)	*0	0	*1	1	*2	4	*5	5	*6	7	
4	CHOONG Javen (MAS)	0	2	*3	4	*6	8	*9	9	11		
	HUKMANI Devesh (BIZ)	0	*0	1	*2	2	*2	3	*5	5		

NOTES

The "Greatest deficit overcome" only applies when the player ends up winning the game.

LEGEND

MS Men's Singles No. Number * Server



Match Results

DALGLEISH Colin (SCO) 4-1 HUKMANI Devesh (BIZ)

Game Summary		Match	Game 1	Game 2	Game 3	Game 4	Game 5	Game 6	Game 7
DALGLEISH Colin	SCO	4	4	11	11	11	11		
HUKMANI Devesh	BIZ	1	11	6	6	3	6		
Duration:		26min	4min	5min	5min	4min	5min		

Match No.: MS24 Table: 6

Umpires: PATANE Mark (AUS) DINSEY Greg (AUS)

Player Statistics	DALGLEISH Colin (SCO)							Match	HUKMANI Devesh (BIZ)							Match
	Game								Game							
	1	2	3	4	5	6	7		1	2	3	4	5	6	7	
Points won	4	11	11	11	11			48	11	6	6	3	6			32
Biggest lead	1	5	5	10	5			10	7	4	2	-	1			7
Points won on own serve	1	6	7	6	7			27	5	3	5	2	5			20
Points lost on own serve	6	3	1	1	1			12	3	5	4	4	4			20
Most consecutive points won	2	5	3	10	3			10	8	4	2	3	2			8
Greatest deficit overcome	-	4	2	-	1			4	1	-	-	-	-			1
Handedness/Grip	Right/								Left/							

Game/Match Statistics	Game							Match
	1	2	3	4	5	6	7	
Longest rally (strokes)	5	5	8	5	6			8
Average rally	3	3	3	3	3			3

Game Progress

1	DALGLEISH Colin (SCO)	0	*1	1	*1	1	*2	3	*4	4	
	HUKMANI Devesh (BIZ)	*0	1	*3	5	*7	8	*9	10	11	
2	DALGLEISH Colin (SCO)	*0	0	*0	1	*3	5	*6	8	*10	11
	HUKMANI Devesh (BIZ)	0	*2	4	*5	5	*5	6	*6	6	6
3	DALGLEISH Colin (SCO)	0	*0	2	*3	5	*6	7	*8	10	11
	HUKMANI Devesh (BIZ)	*0	2	*2	3	*3	4	*5	6	*6	6
4	DALGLEISH Colin (SCO)	0	2	*4	6	*8	10	*10	11		
	HUKMANI Devesh (BIZ)	0	*0	0	*0	0	*0	2	3		
5	DALGLEISH Colin (SCO)	0	*1	3	*4	6	*6	8	*9	10	11
	HUKMANI Devesh (BIZ)	*0	1	*1	2	*2	4	*4	5	*6	6

NOTES

The "Greatest deficit overcome" only applies when the player ends up winning the game.

LEGEND

MS Men's Singles No. Number * Server



Match Results

CHOONG Javen (MAS) 4-1 DALGLEISH Colin (SCO)

Game Summary		Match	Game 1	Game 2	Game 3	Game 4	Game 5	Game 6	Game 7
CHOONG Javen	MAS	4	10	11	11	11	11		
DALGLEISH Colin	SCO	1	12	4	8	6	5		
Duration:		35min	8min	5min	7min	5min	6min		

Match No.: MS57 Table: 2

Umpires: RODER Lenore (AUS) POOLE Maurie (AUS)

Player Statistics	CHOONG Javen (MAS)							Match	DALGLEISH Colin (SCO)							Match
	Game								Game							
	1	2	3	4	5	6	7		1	2	3	4	5	6	7	
Points won	10	11	11	11	11			54	12	4	8	6	5			35
Biggest lead	3	7	4	6	6			7	2	-	1	-	-			2
Points won on own serve	7	4	4	3	6			24	8	1	2	1	3			15
Points lost on own serve	4	3	6	5	2			20	3	7	7	8	5			30
Most consecutive points won	2	6	4	3	3			6	4	3	4	2	1			4
Greatest deficit overcome	-	-	1	-	-			1	3	-	-	-	-			3
Handedness/Grip	Right/								Right/							

Game/Match Statistics	Game							Match
	1	2	3	4	5	6	7	
Longest rally (strokes)	16	7	24	11	11			24
Average rally	4	4	5	4	5			4

Game Progress

1	CHOONG Javen (MAS)	*0	2	*3	4	*5	6	*7	8	*8	10	*10	10	10
	DALGLEISH Colin (SCO)	0	*0	1	*2	3	*4	5	*6	8	*8	10	*11	12
2	CHOONG Javen (MAS)	0	*2	3	*5	5	*6	8	*10	11				
	DALGLEISH Colin (SCO)	*0	0	*1	1	*3	4	*4	4	4				
3	CHOONG Javen (MAS)	*0	2	*4	4	*5	5	*6	7	*9	10	11		
	DALGLEISH Colin (SCO)	0	*0	0	*2	3	*5	6	*7	7	*8	8		
4	CHOONG Javen (MAS)	0	*2	3	*4	5	*7	8	*10	10	11			
	DALGLEISH Colin (SCO)	*0	0	*1	2	*3	3	*4	4	*6	6			
5	CHOONG Javen (MAS)	*0	2	*3	4	*6	7	*8	10	11				
	DALGLEISH Colin (SCO)	0	*0	1	*2	2	*3	4	*4	5				

NOTES

The "Greatest deficit overcome" only applies when the player ends up winning the game.

LEGEND

MS Men's Singles No. Number * Server



Match Results

REVISED
10 APR 12:31

FRANKLIN Christopher (GUY) 4-0 SPENCER Romano (SVG)

Game Summary		Match	Game 1	Game 2	Game 3	Game 4	Game 5	Game 6	Game 7
FRANKLIN Christopher	GUY	4	11	11	11	11			
SPENCER Romano	SVG	0	5	4	2	5			
Duration:		20min	4min	4min	3min	3min			

Match No.: MS18 Table: 7

Umpires: FRANSMAN Claire (RSA) ADAMS Tiffany (RSA)

Player Statistics	FRANKLIN Christopher (GUY)							Match	SPENCER Romano (SVG)							Match	
	Game								Game								
	1	2	3	4	5	6	7		1	2	3	4	5	6	7		
Points won	11	11	11	11				44	5	4	2	5					16
Biggest lead	7	7	9	8				9	-	-	-	-					-
Points won on own serve	6	6	6	6				24	3	3	1	3					10
Points lost on own serve	2	1	1	2				6	5	5	5	5					20
Most consecutive points won	6	5	8	8				8	4	2	1	3					4
Greatest deficit overcome	-	-	-	-				-	-	-	-	-					-
Handedness/Grip	Right/								Right/								

Game/Match Statistics	Game							Match
	1	2	3	4	5	6	7	
Longest rally (strokes)	1	4	8	11				11
Average rally	1	2	4	5				3

Game Progress

1	FRANKLIN Christopher (GUY)	*0	2	*3	5	*7	8	*8	9	11
	SPENCER Romano (SVG)	0	*0	1	*1	1	*2	4	*5	5
2	FRANKLIN Christopher (GUY)	0	*2	4	*5	7	*8	9	*10	11
	SPENCER Romano (SVG)	*0	0	*0	1	*1	2	*3	4	4
3	FRANKLIN Christopher (GUY)	*0	2	*3	4	*6	8	*10	11	
	SPENCER Romano (SVG)	0	*0	1	*2	2	*2	2	2	
4	FRANKLIN Christopher (GUY)	0	*1	3	*5	7	*9	10	*10	11
	SPENCER Romano (SVG)	*0	1	*1	1	*1	1	*2	4	5

NOTES

The "Greatest deficit overcome" only applies when the player ends up winning the game.

LEGEND

MS Men's Singles **No.** Number * Server

Game progress has been corrected.



Match Results

CHAN YOOK FO Brian (MRI) 4-0 SPENCER Romano (SVG)

Game Summary		Match	Game 1	Game 2	Game 3	Game 4	Game 5	Game 6	Game 7
CHAN YOOK FO Brian	MRI	4	11	11	11	11			
SPENCER Romano	SVG	0	8	5	2	7			
Duration:		19min	4min	4min	3min	4min			

Match No.: MS23 Table: 2

Umpires: POOLE Maurie (AUS) RODER Lenore (AUS)

Player Statistics	CHAN YOOK FO Brian (MRI)							Match	SPENCER Romano (SVG)							Match
	Game								Game							
	1	2	3	4	5	6	7		1	2	3	4	5	6	7	
Points won	11	11	11	11				44	8	5	2	7				22
Biggest lead	3	1	9	4				9	1	6	1	1				6
Points won on own serve	5	5	5	6				21	3	7	1	3				14
Points lost on own serve	5	4	1	3				13	6	0	6	5				17
Most consecutive points won	4	2	10	3				10	2	3	1	3				3
Greatest deficit overcome	1	-	1	1				1	-	1	-	-				1
Handedness/Grip	Right/								Right/							

Game/Match Statistics	Game							Match
	1	2	3	4	5	6	7	
Longest rally (strokes)	8	9	8	13				13
Average rally	4	4	4	4				4

Game Progress

1	CHAN YOOK FO Brian (MRI)	*0	*2	2	*3	4	*5	6	*7	8	*10	11
	SPENCER Romano (SVG)	0	0	*2	3	*4	5	*6	7	*8	8	8
2	CHAN YOOK FO Brian (MRI)	*0	*1	*1	3	*3	4	*4	5	5		
	SPENCER Romano (SVG)	0	1	3	*3	5	*6	8	*9	11		
3	CHAN YOOK FO Brian (MRI)	0	*1	3	*5	7	*9	10	11			
	SPENCER Romano (SVG)	*0	1	*1	1	*1	1	*2	2			
4	CHAN YOOK FO Brian (MRI)	0	1	*2	4	*5	5	*7	8	*9	11	
	SPENCER Romano (SVG)	0	*1	2	*2	3	*5	5	*6	7	7	

NOTES

The "Greatest deficit overcome" only applies when the player ends up winning the game.

LEGEND

MS Men's Singles No. Number * Server



Match Results

CHAN YOOK FO Brian (MRI) 4-1 FRANKLIN Christopher (GUY)

Game Summary		Match	Game 1	Game 2	Game 3	Game 4	Game 5	Game 6	Game 7
CHAN YOOK FO Brian	MRI	4	11	7	11	11	11		
FRANKLIN Christopher	GUY	1	5	11	8	6	4		
Duration:		28min	4min	6min	6min	5min	5min		

Match No.: MS58 Table: 6

Umpires: WHITAKER Jonathan (SCO) ARINYE Cecilia (NGR)

Player Statistics	CHAN YOOK FO Brian (MRI)							Match	FRANKLIN Christopher (GUY)							Match
	Game								Game							
	1	2	3	4	5	6	7		1	2	3	4	5	6	7	
Points won	11	7	11	11	11			51	5	11	8	6	4			34
Biggest lead	6	-	3	5	7			7	-	4	1	-	1			4
Points won on own serve	6	5	6	8	6			31	3	6	5	5	3			22
Points lost on own serve	2	5	3	1	1			12	5	2	5	3	5			20
Most consecutive points won	4	3	4	3	5			5	2	3	2	2	2			3
Greatest deficit overcome	-	-	1	-	1			1	-	-	-	-	-			-
Handedness/Grip	Right/								Right/							

Game/Match Statistics	Game							Match
	1	2	3	4	5	6	7	
Longest rally (strokes)	9	10	8	11	9			11
Average rally	3	5	4	4	4			4

Game Progress

1	CHAN YOOK FO Brian (MRI)	0	*2	4	*5	7	*8	8	*9	11		
	FRANKLIN Christopher (GUY)	*0	0	*0	1	*1	2	*4	5	5		
2	CHAN YOOK FO Brian (MRI)	*0	1	*1	2	*2	4	*5	6	*7	7	
	FRANKLIN Christopher (GUY)	0	*1	3	*4	6	*6	7	*8	9	11	
3	CHAN YOOK FO Brian (MRI)	0	*1	2	*3	4	*5	6	*7	9	*10	11
	FRANKLIN Christopher (GUY)	*0	1	*2	3	*4	5	*6	7	*7	8	8
4	CHAN YOOK FO Brian (MRI)	*0	2	*3	4	*5	7	*7	9	*10	11	
	FRANKLIN Christopher (GUY)	0	*0	1	*2	3	*3	5	*5	6	6	
5	CHAN YOOK FO Brian (MRI)	0	*1	2	*4	6	*7	9	*10	11		
	FRANKLIN Christopher (GUY)	*0	1	*2	2	*2	3	*3	4	4		

NOTES

The "Greatest deficit overcome" only applies when the player ends up winning the game.

LEGEND

MS Men's Singles No. Number * Server



Match Results

McCREERY Paul (NIR) 4-0 KATUNGU Kennedy (ZAM)

Game Summary		Match	Game 1	Game 2	Game 3	Game 4	Game 5	Game 6	Game 7
McCREERY Paul	NIR	4	11	11	11	11			
KATUNGU Kennedy	ZAM	0	4	6	7	6			
Duration:		15min	3min	4min	4min	3min			

Match No.: MS20 Table: 8

Umpires: WARNEST Gary (AUS) AU Wing (AUS)

Player Statistics	McCREERY Paul (NIR)							Match	KATUNGU Kennedy (ZAM)							Match
	Game								Game							
	1	2	3	4	5	6	7		1	2	3	4	5	6	7	
Points won	11	11	11	11				44	4	6	7	6				23
Biggest lead	7	6	4	5				7	1	-	2	2				2
Points won on own serve	5	8	6	5				24	2	5	5	2				14
Points lost on own serve	2	1	2	3				8	6	3	5	6				20
Most consecutive points won	5	5	4	4				5	2	3	2	2				3
Greatest deficit overcome	1	-	2	2				2	-	-	-	-				-
Handedness/Grip	Right/								Right/							

Game/Match Statistics	Game							Match
	1	2	3	4	5	6	7	
Longest rally (strokes)	6	12	8	6				12
Average rally	3	4	4	3				4

Game Progress

1	McCREERY Paul (NIR)	0	*1	2	*4	5	*6	8	*10	11	
	KATUNGU Kennedy (ZAM)	*0	1	*2	2	*3	4	*4	4	4	
2	McCREERY Paul (NIR)	*0	2	*4	5	*5	7	*8	10	*10	11
	KATUNGU Kennedy (ZAM)	0	*0	0	*1	3	*3	4	*4	6	6
3	McCREERY Paul (NIR)	0	*1	2	*2	3	*5	7	*8	10	11
	KATUNGU Kennedy (ZAM)	*0	1	*2	4	*5	5	*5	6	*6	7
4	McCREERY Paul (NIR)	0	0	*2	4	*5	6	*7	8	*10	11
	KATUNGU Kennedy (ZAM)	0	*2	2	*2	3	*4	5	*6	6	6

NOTES

The "Greatest deficit overcome" only applies when the player ends up winning the game.

LEGEND

MS Men's Singles **No.** Number * Server



Match Results

KATUNGU Kennedy (ZAM) 4-1 WING Philip (FIJ)

Game Summary		Match	Game 1	Game 2	Game 3	Game 4	Game 5	Game 6	Game 7
KATUNGU Kennedy	ZAM	4	11	11	9	11	13		
WING Philip	FIJ	1	9	5	11	6	11		
Duration:		29min	5min	4min	6min	5min	7min		

Match No.: MS21 Table: 8

Umpires: JEFFRESS Anthony (AUS) MARTIN Andrew (AUS)

Player Statistics	KATUNGU Kennedy (ZAM)							Match	WING Philip (FIJ)							Match
	Game								Game							
	1	2	3	4	5	6	7		1	2	3	4	5	6	7	
Points won	11	11	9	11	13			55	9	5	11	6	11			42
Biggest lead	3	6	2	6	2			6	1	2	6	1	4			6
Points won on own serve	8	5	5	6	7			31	7	2	6	3	6			24
Points lost on own serve	2	3	5	2	5			17	3	6	4	5	6			24
Most consecutive points won	2	5	5	6	5			6	3	3	8	2	3			8
Greatest deficit overcome	1	2	-	1	4			4	-	-	2	-	-			2
Handedness/Grip	Right/								Right/							

Game/Match Statistics	Game							Match
	1	2	3	4	5	6	7	
Longest rally (strokes)	10	5	12	10	9			12
Average rally	4	3	4	3	4			3

Game Progress

1	KATUNGU Kennedy (ZAM)	*0	2	*2	4	*4	5	*6	8	*9	10	11				
	WING Philip (FIJ)	0	*0	2	*2	4	*5	6	*6	7	*8	9				
2	KATUNGU Kennedy (ZAM)	0	*1	1	*3	5	*6	7	*9	11						
	WING Philip (FIJ)	*0	1	*3	3	*3	4	*5	5	5						
3	KATUNGU Kennedy (ZAM)	*0	2	*3	4	*4	4	*4	4	*6	8	9				
	WING Philip (FIJ)	0	*0	1	*2	4	*6	8	*10	10	*10	11				
4	KATUNGU Kennedy (ZAM)	0	*1	3	*5	6	*7	9	*9	10	11					
	WING Philip (FIJ)	0	1	*1	1	*2	3	*3	5	*6	6					
5	KATUNGU Kennedy (ZAM)	*0	1	*1	2	*3	4	*5	5	*6	8	*10	11	*11	12	13
	WING Philip (FIJ)	0	*1	3	*4	5	*6	7	*9	10	*10	10	*10	11	*11	11

NOTES

The "Greatest deficit overcome" only applies when the player ends up winning the game.

LEGEND

MS Men's Singles **No.** Number * Server



Match Results

McCREERY Paul (NIR) 4-0 WING Philip (FIJ)

Game Summary		Match	Game 1	Game 2	Game 3	Game 4	Game 5	Game 6	Game 7
McCREERY Paul	NIR	4	11	11	11	11			
WING Philip	FIJ	0	4	3	6	4			
Duration:		17min	3min	4min	4min	4min			

Match No.: MS60 Table: 7

Umpires: JEFFRESS Anthony (AUS) MARTIN Andrew (AUS)

Player Statistics	McCREERY Paul (NIR)							Match	WING Philip (FIJ)							Match
	Game								Game							
	1	2	3	4	5	6	7		1	2	3	4	5	6	7	
Points won	11	11	11	11				44	4	3	6	4				17
Biggest lead	8	8	5	7				8	1	-	-	-				1
Points won on own serve	5	5	8	5				23	1	2	5	2				10
Points lost on own serve	3	1	1	2				7	6	6	3	6				21
Most consecutive points won	5	5	3	5				5	2	2	2	2				2
Greatest deficit overcome	1	-	-	-				1	-	-	-	-				-
Handedness/Grip	Right/								Right/							

Game/Match Statistics	Game							Match
	1	2	3	4	5	6	7	
Longest rally (strokes)	8	6	7	5				8
Average rally	3	3	4	3				3

Game Progress

1	McCREERY Paul (NIR)	*0	1	*3	5	*6	8	*10	10	11	
	WING Philip (FIJ)	0	*1	1	*1	2	*2	2	*4	4	
2	McCREERY Paul (NIR)	0	*2	3	*5	7	*7	9	11		
	WING Philip (FIJ)	*0	0	*1	1	*1	3	*3	3		
3	McCREERY Paul (NIR)	*0	2	*3	4	*4	6	*7	9	*10	11
	WING Philip (FIJ)	0	*0	1	*2	4	*4	5	*5	6	6
4	McCREERY Paul (NIR)	0	*2	4	*5	7	*8	8	*10	11	
	WING Philip (FIJ)	*0	0	*0	1	*1	2	*4	4	4	

NOTES

The "Greatest deficit overcome" only applies when the player ends up winning the game.

LEGEND

MS Men's Singles **No.** Number * Server



Match Results

SAM Bernard (GHA) 4-2 BRYAN Nigel (GUY)

Game Summary		Match	Game 1	Game 2	Game 3	Game 4	Game 5	Game 6	Game 7
SAM Bernard	GHA	4	11	9	11	11	10	11	
BRYAN Nigel	GUY	2	4	11	9	4	12	8	
Duration:		35min	4min	5min	5min	3min	7min	6min	

Match No.: MS19 Table: 1

Umpires: JEFFRESS Anthony (AUS) MARTIN Andrew (AUS)

Player Statistics	SAM Bernard (GHA)							Match	BRYAN Nigel (GUY)							Match
	Game								Game							
	1	2	3	4	5	6	7		1	2	3	4	5	6	7	
Points won	11	9	11	11	10	11		63	4	11	9	4	12	8		48
Biggest lead	7	3	2	7	2	3		7	-	2	3	-	2	1		3
Points won on own serve	6	4	6	4	6	7		33	3	5	5	1	7	5		26
Points lost on own serve	1	6	4	3	5	3		22	5	5	5	6	4	4		29
Most consecutive points won	4	3	5	4	3	3		5	1	3	4	1	3	2		4
Greatest deficit overcome	-	-	3	-	-	1		3	-	3	-	-	2	-		3
Handedness/Grip	Right/								Right/							

Game/Match Statistics	Game							Match
	1	2	3	4	5	6	7	
Longest rally (strokes)	9	7	8	7	10	7		10
Average rally	4	3	3	4	3	4		4

Game Progress

1	SAM Bernard (GHA)	0	*1	3	*4	5	*7	9	*10	11						
	BRYAN Nigel (GUY)	*0	1	*1	2	*3	3	*3	4	4						
2	SAM Bernard (GHA)	*0	2	*3	3	*5	6	*6	7	*8	8	9				
	BRYAN Nigel (GUY)	0	*0	1	*3	3	*4	6	*7	8	*10	11				
3	SAM Bernard (GHA)	0	*1	2	*3	4	*5	6	*6	7	*9	11				
	BRYAN Nigel (GUY)	*0	1	*2	3	*4	5	*6	8	*9	9	9				
4	SAM Bernard (GHA)	0	2	*4	5	*6	7	*9	10	11						
	BRYAN Nigel (GUY)	0	*0	0	*1	2	*3	3	*4	4						
5	SAM Bernard (GHA)	0	*0	1	*3	4	*5	7	*7	8	*9	10	*10	10		
	BRYAN Nigel (GUY)	*0	2	*3	3	*4	5	*5	7	*8	9	*10	11	12		
6	SAM Bernard (GHA)	*0	1	*2	4	*4	5	*6	8	*9	10	11				
	BRYAN Nigel (GUY)	0	*1	2	*2	4	*5	6	*6	7	*8	8				

NOTES

The "Greatest deficit overcome" only applies when the player ends up winning the game.

LEGEND

MS Men's Singles **No.** Number * Server



Match Results

SAM Bernard (GHA) 4-3 KNIGHT Tyrese (BAR)

Game Summary		Match	Game 1	Game 2	Game 3	Game 4	Game 5	Game 6	Game 7
SAM Bernard	GHA	4	3	6	8	11	11	11	11
KNIGHT Tyrese	BAR	3	11	11	11	6	7	3	8
Duration:		42min	5min	5min	7min	5min	5min	4min	7min

Match No.: MS22 Table: 7

Umpires: FOOTE Ben (GGY) WONG Teck Yun (MAS)

Player Statistics	SAM Bernard (GHA)								KNIGHT Tyrese (BAR)							
	Game							Match	Game							Match
	1	2	3	4	5	6	7		1	2	3	4	5	6	7	
Points won	3	6	8	11	11	11	11	61	11	11	11	6	7	3	8	57
Biggest lead	-	-	1	5	4	8	3	8	8	5	3	-	2	-	3	8
Points won on own serve	1	3	4	5	4	4	7	28	4	6	5	3	1	1	5	25
Points lost on own serve	7	5	6	3	6	2	3	32	2	3	4	5	7	7	4	32
Most consecutive points won	1	2	2	3	6	5	5	6	4	3	3	2	3	1	4	4
Greatest deficit overcome	-	-	-	-	2	-	3	3	-	-	1	-	-	-	-	1
Handedness/Grip	Right/								Right/							

Game/Match Statistics	Game							Match
	1	2	3	4	5	6	7	
Longest rally (strokes)	15	9	10	17	15	14	17	18
Average rally	6	5	4	6	6	5	6	5

Game Progress

1	SAM Bernard (GHA)	*0	0	*1	1	*2	2	*2	3			
	KNIGHT Tyrese (BAR)	0	*2	3	*5	6	*8	10	11			
2	SAM Bernard (GHA)	0	*0	1	*2	2	*3	4	*5	6	6	
	KNIGHT Tyrese (BAR)	*0	2	*3	4	*6	7	*8	9	*10	11	
3	SAM Bernard (GHA)	*0	1	*2	3	*4	5	*6	6	*7	8	8
	KNIGHT Tyrese (BAR)	0	*1	2	*3	4	*5	6	*8	9	*10	11
4	SAM Bernard (GHA)	0	*2	3	*4	5	*6	7	*8	10	11	
	KNIGHT Tyrese (BAR)	0	0	*1	2	*3	4	*5	6	*6	6	
5	SAM Bernard (GHA)	*0	1	*2	2	*4	6	*8	8	*10	11	
	KNIGHT Tyrese (BAR)	0	*1	2	*4	4	*4	4	*6	6	7	
6	SAM Bernard (GHA)	0	*2	3	*5	6	*8	10	11			
	KNIGHT Tyrese (BAR)	*0	0	*1	1	*2	2	*2	3			
7	SAM Bernard (GHA)	*0	1	*1	2	*4	6	*6	7	*8	10	11
	KNIGHT Tyrese (BAR)	0	*1	3	*4	4	*4	6	*7	8	*8	8

NOTES

The "Greatest deficit overcome" only applies when the player ends up winning the game.

LEGEND

MS Men's Singles No. Number * Server



Match Results

KNIGHT Tyrese (BAR) 4-1 BRYAN Nigel (GUY)

Game Summary		Match	Game 1	Game 2	Game 3	Game 4	Game 5	Game 6	Game 7
KNIGHT Tyrese	BAR	4	14	11	11	4	11		
BRYAN Nigel	GUY	1	12	6	7	11	6		
Duration:		29min	7min	4min	5min	4min	4min		

Match No.: MS59 Table: 8

Umpires: GILLESPIE Stephen (AUS) ERRINGTON Glenn (AUS)

Player Statistics	KNIGHT Tyrese (BAR)							Match	BRYAN Nigel (GUY)							Match
	Game								Game							
	1	2	3	4	5	6	7		1	2	3	4	5	6	7	
Points won	14	11	11	4	11			51	12	6	7	11	6			42
Biggest lead	3	6	4	-	5			6	2	-	-	8	-			8
Points won on own serve	8	6	6	2	5			27	7	4	3	5	2			21
Points lost on own serve	5	2	4	5	4			20	6	5	5	2	6			24
Most consecutive points won	4	5	4	2	3			5	5	3	2	7	2			7
Greatest deficit overcome	2	-	-	-	-			2	-	-	-	-	-			-
Handedness/Grip	Right/								Right/							

Game/Match Statistics	Game							Match
	1	2	3	4	5	6	7	
Longest rally (strokes)	17	11	12	13	9			17
Average rally	5	5	5	5	4			5

Game Progress

1	KNIGHT Tyrese (BAR)	*0	1	*3	4	*5	5	*5	7	*7	9	*10	10	*11	12	*12	13	14
	BRYAN Nigel (GUY)	0	*1	1	*2	3	*5	7	*7	9	*9	10	*11	11	*11	12	*12	12
2	KNIGHT Tyrese (BAR)	0	*2	4	*4	5	*7	9	*9	10	11							
	BRYAN Nigel (GUY)	*0	0	*0	2	*3	3	*3	5	*6	6							
3	KNIGHT Tyrese (BAR)	*0	2	*4	4	*5	6	*7	8	*9	11							
	BRYAN Nigel (GUY)	0	*0	0	*2	3	*4	5	*6	7	7							
4	KNIGHT Tyrese (BAR)	0	*0	0	*0	1	*1	2	*4	4								
	BRYAN Nigel (GUY)	0	2	*4	6	*7	9	*10	10	11								
5	KNIGHT Tyrese (BAR)	*0	1	*3	4	*6	6	*7	9	*10	11							
	BRYAN Nigel (GUY)	0	*1	1	*2	2	*4	5	*5	6	6							

NOTES

The "Greatest deficit overcome" only applies when the player ends up winning the game.

LEGEND

MS Men's Singles **No.** Number * Server



Match Results

LEONG Chee Feng (MAS) 4-1 MEDJUGORAC Marko (CAN)

Game Summary		Match	Game 1	Game 2	Game 3	Game 4	Game 5	Game 6	Game 7
LEONG Chee Feng	MAS	4	8	11	11	11	11		
MEDJUGORAC Marko	CAN	1	11	5	6	5	7		
Duration:		33min	6min	5min	5min	5min	8min		

Match No.: MS66 Table: 2

Umpires: GILLESPIE Stephen (AUS) ERRINGTON Glenn (AUS)

Player Statistics	LEONG Chee Feng (MAS)							Match	MEDJUGORAC Marko (CAN)							Match
	Game								Game							
	1	2	3	4	5	6	7		1	2	3	4	5	6	7	
Points won	8	11	11	11	11			52	11	5	6	5	7			34
Biggest lead	3	6	5	6	4			6	3	1	1	2	1			3
Points won on own serve	4	7	5	6	7			29	6	4	3	3	6			22
Points lost on own serve	5	1	3	2	1			12	4	4	6	5	4			23
Most consecutive points won	3	5	6	8	3			8	3	3	4	4	2			4
Greatest deficit overcome	-	1	1	2	1			2	3	-	-	-	-			3
Handedness/Grip	Right/								Right/							

Game/Match Statistics	Game							Match
	1	2	3	4	5	6	7	
Longest rally (strokes)	9	11	8	11	9			11
Average rally	4	4	4	5	5			4

Game Progress

1	LEONG Chee Feng (MAS)	0	*2	3	*4	5	*6	7	*7	8	*8	8
	MEDJUGORAC Marko (CAN)	*0	0	*1	2	*3	4	*5	7	*8	10	11
2	LEONG Chee Feng (MAS)	*0	2	*2	3	*4	6	*7	9	11		
	MEDJUGORAC Marko (CAN)	0	*0	2	*3	4	*4	5	*5	5		
3	LEONG Chee Feng (MAS)	0	*1	2	*4	5	*5	6	*8	10	11	
	MEDJUGORAC Marko (CAN)	*0	1	*2	2	*3	5	*6	6	*6	6	
4	LEONG Chee Feng (MAS)	*0	2	*3	3	*3	5	*7	9	11		
	MEDJUGORAC Marko (CAN)	0	*0	1	*3	5	*5	5	*5	5		
5	LEONG Chee Feng (MAS)	0	*1	2	*3	5	*6	8	*8	10	11	
	MEDJUGORAC Marko (CAN)	*0	1	*2	3	*3	4	*4	6	*6	7	

NOTES

The "Greatest deficit overcome" only applies when the player ends up winning the game.

LEGEND

MS Men's Singles No. Number * Server



Match Results

ABIODUN Bode (NGR) 4-1 CATHCART Owen (NIR)

Game Summary		Match	Game 1	Game 2	Game 3	Game 4	Game 5	Game 6	Game 7
ABIODUN Bode	NGR	4	13	8	11	11	11		
CATHCART Owen	NIR	1	11	11	2	7	7		
Duration:		31min	7min	6min	3min	5min	6min		

Match No.: MS70 Table: 1

Umpires: PATANE Mark (AUS) DINSEY Greg (AUS)

Player Statistics	ABIODUN Bode (NGR)							Match	CATHCART Owen (NIR)							Match
	Game								Game							
	1	2	3	4	5	6	7		1	2	3	4	5	6	7	
Points won	13	8	11	11	11			54	11	11	2	7	7			38
Biggest lead	2	1	9	4	4			9	1	3	-	3	-			3
Points won on own serve	6	4	6	4	5			25	5	6	1	3	2			17
Points lost on own serve	6	5	1	4	5			21	7	4	5	7	6			29
Most consecutive points won	3	2	6	6	4			6	3	3	1	3	2			3
Greatest deficit overcome	1	-	-	3	-			3	-	1	-	-	-			1
Handedness/Grip	Right/								Right/							

Game/Match Statistics	Game							Match
	1	2	3	4	5	6	7	
Longest rally (strokes)	8	7	10	9	6			17
Average rally	4	4	4	4	4			4

Game Progress

1	ABIODUN Bode (NGR)	*0	1	*2	3	*4	5	*6	8	*9	9	*10	10	*11	12	13	
	CATHCART Owen (NIR)	0	*1	2	*3	4	*5	6	*6	7	*8	10	*11	11	*11	11	
2	ABIODUN Bode (NGR)	0	*1	2	*3	3	*4	6	*6	7	*8	8					
	CATHCART Owen (NIR)	*0	1	*2	3	*5	6	*6	8	*9	10	11					
3	ABIODUN Bode (NGR)	*0	2	*4	5	*7	9	*10	11								
	CATHCART Owen (NIR)	0	*0	0	*1	1	*1	2	2								
4	ABIODUN Bode (NGR)	0	*1	1	*2	3	*4	5	*7	9	11						
	CATHCART Owen (NIR)	*0	1	*3	4	*5	6	*7	7	*7	7						
5	ABIODUN Bode (NGR)	*0	2	*3	4	*5	5	*7	7	*9	11						
	CATHCART Owen (NIR)	0	*0	1	*2	3	*5	5	*7	7	7						

NOTES

The "Greatest deficit overcome" only applies when the player ends up winning the game.

LEGEND

MS Men's Singles **No.** Number * Server



Match Results

ABREFA Derek (GHA) 4-1 YOGARAJAH Akhilen (MRI)

Game Summary		Match	Game 1	Game 2	Game 3	Game 4	Game 5	Game 6	Game 7
ABREFA Derek	GHA	4	11	11	11	12	11		
YOGARAJAH Akhilen	MRI	1	7	7	9	14	7		
Duration:		36min	5min	5min	7min	9min	7min		

Match No.: MS82 Table: 5

Umpires: FRANSMAN Claire (RSA) ADAMS Tiffany (RSA)

Player Statistics	ABREFA Derek (GHA)							Match	YOGARAJAH Akhilen (MRI)							Match
	Game								Game							
	1	2	3	4	5	6	7		1	2	3	4	5	6	7	
Points won	11	11	11	12	11			56	7	7	9	14	7			44
Biggest lead	4	4	2	1	4			4	-	-	2	3	-			3
Points won on own serve	3	6	6	6	5			26	2	3	5	7	4			21
Points lost on own serve	5	4	4	7	3			23	8	5	5	6	6			30
Most consecutive points won	2	3	3	3	3			3	3	2	2	3	3			3
Greatest deficit overcome	-	-	2	-	-			2	-	-	-	1	-			1
Handedness/Grip	Right/								Right/							

Game/Match Statistics	Game							Match
	1	2	3	4	5	6	7	
Longest rally (strokes)	7	8	13	11	8			13
Average rally	4	4	5	5	5			4

Game Progress

1	ABREFA Derek (GHA)	0	*2	3	*4	5	*7	7	*8	9	11							
	YOGARAJAH Akhilen (MRI)	*0	0	*1	2	*3	3	*5	6	*7	7							
2	ABREFA Derek (GHA)	*0	2	*3	4	*5	6	*7	8	*10	11							
	YOGARAJAH Akhilen (MRI)	0	*0	1	*2	3	*4	5	*6	6	7							
3	ABREFA Derek (GHA)	0	*2	2	*3	4	*4	5	*6	8	*9	11						
	YOGARAJAH Akhilen (MRI)	*0	0	*2	3	*4	6	*7	8	*8	9	9						
4	ABREFA Derek (GHA)	*0	1	*1	2	*4	4	*6	6	*7	9	*10	11	*11	12	*12	12	12
	YOGARAJAH Akhilen (MRI)	0	*1	3	*4	4	*6	6	*8	9	*9	10	*10	11	*11	12	*13	14
5	ABREFA Derek (GHA)	0	*2	3	*4	5	*5	7	*8	9	11							
	YOGARAJAH Akhilen (MRI)	*0	0	*1	2	*3	5	*5	6	*7	7							

NOTES

The "Greatest deficit overcome" only applies when the player ends up winning the game.

LEGEND

MS Men's Singles No. Number * Server



Match Results

BERNADET Antoine (CAN) 4-1 SIRISENA Rohan (SRI)

Game Summary		Match	Game 1	Game 2	Game 3	Game 4	Game 5	Game 6	Game 7
BERNADET Antoine	CAN	4	11	6	11	11	11		
SIRISENA Rohan	SRI	1	9	11	9	3	9		
Duration:		27min	5min	4min	5min	4min	6min		

Match No.: MS86 Table: 3
Umpires: McNEILL Jock (AUS) WONG Kenneth (AUS)

Player Statistics	BERNADET Antoine (CAN)							Match	SIRISENA Rohan (SRI)							Match
	Game								Game							
	1	2	3	4	5	6	7		1	2	3	4	5	6	7	
Points won	11	6	11	11	11			50	9	11	9	3	9			41
Biggest lead	4	-	7	8	2			8	1	5	-	-	3			5
Points won on own serve	7	1	6	7	5			26	6	3	5	2	4			20
Points lost on own serve	3	8	4	1	5			21	4	5	5	4	6			24
Most consecutive points won	4	2	5	7	4			7	3	2	6	1	4			6
Greatest deficit overcome	1	-	-	-	3			3	-	-	-	-	-			-
Handedness/Grip	Right/								/							

Game/Match Statistics	Game							Match
	1	2	3	4	5	6	7	
Longest rally (strokes)	8	5	8	12	13			13
Average rally	3	3	3	4	5			4

Game Progress

1	BERNADET Antoine (CAN)	0	*2	4	*4	5	*6	7	*7	8	*9	11
	SIRISENA Rohan (SRI)	*0	0	*0	2	*3	4	*5	7	*8	9	9
2	BERNADET Antoine (CAN)	*0	0	*1	2	*3	3	*5	5	*6	6	
	SIRISENA Rohan (SRI)	0	*2	3	*4	5	*7	7	*9	10	11	
3	BERNADET Antoine (CAN)	0	*2	4	*4	6	*8	9	*10	10	*10	11
	SIRISENA Rohan (SRI)	*0	0	*0	2	*2	2	*3	4	*6	8	9
4	BERNADET Antoine (CAN)	*0	2	*3	5	*7	9	*10	11			
	SIRISENA Rohan (SRI)	0	*0	1	*1	1	*1	2	3			
5	BERNADET Antoine (CAN)	0	*1	1	*2	3	*4	5	*6	7	*9	11
	SIRISENA Rohan (SRI)	*0	1	*3	4	*5	6	*7	8	*9	9	9

NOTES

The "Greatest deficit overcome" only applies when the player ends up winning the game.

LEGEND

MS Men's Singles **No.** Number * Server



Match Results

ARUNA Quadri (NGR) 4-0 CHAN YOOK FO Brian (MRI)

Game Summary		Match	Game 1	Game 2	Game 3	Game 4	Game 5	Game 6	Game 7
ARUNA Quadri	NGR	4	11	11	11	12			
CHAN YOOK FO Brian	MRI	0	4	8	4	10			
Duration:		19min	4min	5min	3min	6min			

Match No.: MS93 Table: 3

Umpires: MOORE Alan (NZL) MACKEY John (ENG)

Player Statistics	ARUNA Quadri (NGR)							Match	CHAN YOOK FO Brian (MRI)							Match
	Game								Game							
	1	2	3	4	5	6	7		1	2	3	4	5	6	7	
Points won	11	11	11	12				45	4	8	4	10				26
Biggest lead	7	6	7	2				7	2	-	1	3				3
Points won on own serve	6	6	7	6				25	3	4	4	5				16
Points lost on own serve	1	4	0	5				10	5	5	4	6				20
Most consecutive points won	6	4	6	4				6	2	4	2	3				4
Greatest deficit overcome	2	-	1	3				3	-	-	-	-				-
Handedness/Grip	Right/								Right/							

Game/Match Statistics	Game							Match
	1	2	3	4	5	6	7	
Longest rally (strokes)	5	10	7	12				12
Average rally	3	4	3	5				4

Game Progress

1	ARUNA Quadri (NGR)	0	*0	2	*4	5	*7	9	*10	11				
	CHAN YOOK FO Brian (MRI)	*0	2	*2	2	*3	3	*3	4	4				
2	ARUNA Quadri (NGR)	*0	2	*3	3	*5	7	*8	10	*10	10	11		
	CHAN YOOK FO Brian (MRI)	0	*0	1	*3	3	*3	4	*4	6	*8	8		
3	ARUNA Quadri (NGR)	0	*1	3	*3	5	*6	8	*10	11				
	CHAN YOOK FO Brian (MRI)	*0	1	*1	3	*3	4	*4	4	4				
4	ARUNA Quadri (NGR)	*0	1	*2	3	*3	4	*5	6	*8	9	*10	11	12
	CHAN YOOK FO Brian (MRI)	0	*1	2	*3	5	*6	7	*8	8	*9	10	*10	10

NOTES

The "Greatest deficit overcome" only applies when the player ends up winning the game.

LEGEND

MS Men's Singles No. Number * Server



Match Results

PANG Xue Jie (SGP) 4-0 TUMAINI Amoni (TAN)

Game Summary		Match	Game 1	Game 2	Game 3	Game 4	Game 5	Game 6	Game 7
PANG Xue Jie	SGP	4	11	11	11	11			
TUMAINI Amoni	TAN	0	6	4	2	3			
Duration:		17min	4min	4min	3min	3min			

Match No.: MS94 Table: 7

Umpires: ROKSANDIC Zark (AUS) McMULLAN John (AUS)

Player Statistics	PANG Xue Jie (SGP)							Match	TUMAINI Amoni (TAN)							Match	
	Game								Game								
	1	2	3	4	5	6	7		1	2	3	4	5	6	7		
Points won	11	11	11	11				44	6	4	2	3					15
Biggest lead	6	7	9	8				9	-	-	1	-					1
Points won on own serve	6	4	6	5				21	3	1	1	2					7
Points lost on own serve	3	3	1	1				8	5	7	5	6					23
Most consecutive points won	5	5	9	6				9	2	2	1	1					2
Greatest deficit overcome	-	-	1	-				1	-	-	-	-					-
Handedness/Grip	/								Right/								

Game/Match Statistics	Game							Match
	1	2	3	4	5	6	7	
Longest rally (strokes)	9	7	2	6				9
Average rally	4	3	1	3				3

Game Progress

1	PANG Xue Jie (SGP)	*0	2	*3	4	*6	8	*9	9	*10	11
	TUMAINI Amoni (TAN)	0	*0	1	*2	2	*2	3	*5	6	6
2	PANG Xue Jie (SGP)	0	*2	3	*5	7	*8	8	*10	11	
	TUMAINI Amoni (TAN)	*0	0	*1	1	*1	2	*4	4	4	
3	PANG Xue Jie (SGP)	*0	1	*3	5	*7	9	*10	11		
	TUMAINI Amoni (TAN)	0	*1	1	*1	1	*1	2	2		
4	PANG Xue Jie (SGP)	0	*2	3	*4	6	*8	10	11		
	TUMAINI Amoni (TAN)	*0	0	*1	2	*2	2	*2	3		

NOTES

The "Greatest deficit overcome" only applies when the player ends up winning the game.

LEGEND

MS Men's Singles No. Number * Server



Match Results

LEONG Chee Feng (MAS) 4-1 YAN Xin (AUS)

Game Summary		Match	Game 1	Game 2	Game 3	Game 4	Game 5	Game 6	Game 7
LEONG Chee Feng	MAS	4	11	11	13	9	11		
YAN Xin	AUS	1	2	5	11	11	8		
Duration:		30min	3min	5min	6min	6min	7min		

Match No.: MS95 Table: 4

Umpires: PURCELL Tom (ENG) JUTLE Harry (ENG)

Player Statistics	LEONG Chee Feng (MAS)							Match	YAN Xin (AUS)							Match
	Game								Game							
	1	2	3	4	5	6	7		1	2	3	4	5	6	7	
Points won	11	11	13	9	11			55	2	5	11	11	8			37
Biggest lead	9	6	2	1	3			9	-	-	3	4	3			4
Points won on own serve	6	6	8	4	6			30	1	3	7	4	4			19
Points lost on own serve	1	2	4	6	4			17	5	5	5	5	5			25
Most consecutive points won	5	5	3	2	3			5	1	3	2	5	2			5
Greatest deficit overcome	-	-	3	-	3			3	-	-	-	1	-			1
Handedness/Grip	Right/								Right/							

Game/Match Statistics	Game							Match
	1	2	3	4	5	6	7	
Longest rally (strokes)	6	7	10	13	11			13
Average rally	4	4	4	5	4			4

Game Progress

1	LEONG Chee Feng (MAS)	*0	2	*4	5	*7	9	*10	11	YAN Xin (AUS)	0	*0	0	*1	1	*1	2	2														
2	LEONG Chee Feng (MAS)	0	*1	3	*5	6	*6	8	*10	11	YAN Xin (AUS)	*0	1	*1	1	*2	4	*4	5													
3	LEONG Chee Feng (MAS)	*0	1	*2	2	*3	4	*5	7	*7	9	*10	11	*11	12	13	YAN Xin (AUS)	0	*1	2	*4	5	*6	7	*7	9	*9	10	*10	11	*11	11
4	LEONG Chee Feng (MAS)	0	*1	2	*2	2	*4	5	*6	7	*8	9	YAN Xin (AUS)	0	1	*2	4	*6	6	*7	8	*9	10	11								
5	LEONG Chee Feng (MAS)	*0	0	*1	2	*3	5	*6	8	*9	10	11	YAN Xin (AUS)	0	*2	3	*4	5	*5	6	*6	7	*8	8								

NOTES

The "Greatest deficit overcome" only applies when the player ends up winning the game.

LEGEND

MS Men's Singles **No.** Number * Server



Match Results

DESAI Harmeet (IND) 4-0 LOI Geoffrey (PNG)

Game Summary		Match	Game 1	Game 2	Game 3	Game 4	Game 5	Game 6	Game 7
DESAI Harmeet	IND	4	11	11	11	11			
LOI Geoffrey	PNG	0	4	3	1	2			
Duration:		13min	3min	3min	3min	3min			

Match No.: MS96 Table: 8

Umpires: PINKEWICH Marie (AUS) LAZELL Peter (AUS)

Player Statistics	DESAI Harmeet (IND)							Match	LOI Geoffrey (PNG)							Match
	Game								Game							
	1	2	3	4	5	6	7		1	2	3	4	5	6	7	
Points won	11	11	11	11				44	4	3	1	2				10
Biggest lead	7	8	10	9				10	-	-	-	-				-
Points won on own serve	5	7	6	7				25	2	2	1	2				7
Points lost on own serve	2	1	0	0				3	6	4	5	4				19
Most consecutive points won	7	5	7	6				7	1	1	1	1				1
Greatest deficit overcome	-	-	-	-				-	-	-	-	-				-
Handedness/Grip	Right/								Right/							

Game/Match Statistics	Game							Match
	1	2	3	4	5	6	7	
Longest rally (strokes)	5	7	6	7				9
Average rally	3	3	3	4				3

Game Progress

1	DESAI Harmeet (IND)	0	*1	2	*4	6	*8	9	*10	11
	LOI Geoffrey (PNG)	*0	1	*2	2	*2	2	*3	4	4
2	DESAI Harmeet (IND)	*0	2	*4	5	*6	8	*9	11	
	LOI Geoffrey (PNG)	0	*0	0	*1	2	*2	3	3	
3	DESAI Harmeet (IND)	0	*2	4	*5	7	*9	11		
	LOI Geoffrey (PNG)	*0	0	*0	1	*1	1	1		
4	DESAI Harmeet (IND)	*0	2	*3	5	*6	8	*10	11	
	LOI Geoffrey (PNG)	0	*0	1	*1	2	*2	2	2	

NOTES

The "Greatest deficit overcome" only applies when the player ends up winning the game.

LEGEND

MS Men's Singles No. Number * Server



Match Results

PITCHFORD Liam (ENG) 4-1 ABIODUN Bode (NGR)

Game Summary		Match	Game 1	Game 2	Game 3	Game 4	Game 5	Game 6	Game 7
PITCHFORD Liam	ENG	4	13	9	11	11	11		
ABIODUN Bode	NGR	1	11	11	7	4	7		
Duration:		30min	7min	6min	5min	4min	6min		

Match No.: MS97 Table: 2

Umpires: ERRINGTON Glenn (AUS) GILLESPIE Stephen (AUS)

Player Statistics	PITCHFORD Liam (ENG)							Match	ABIODUN Bode (NGR)							Match
	Game								Game							
	1	2	3	4	5	6	7		1	2	3	4	5	6	7	
Points won	13	9	11	11	11			55	11	11	7	4	7			40
Biggest lead	3	4	4	7	6			7	1	2	-	2	-			2
Points won on own serve	7	5	5	6	4			27	6	6	2	2	1			17
Points lost on own serve	5	5	5	1	6			22	6	4	6	5	7			28
Most consecutive points won	4	4	3	6	3			6	4	6	3	2	3			6
Greatest deficit overcome	1	-	-	2	-			2	-	4	-	-	-			4
Handedness/Grip	Right/								Right/							

Game/Match Statistics	Game							Match
	1	2	3	4	5	6	7	
Longest rally (strokes)	8	13	9	8	9			13
Average rally	4	4	4	5	4			4

Game Progress

1	PITCHFORD Liam (ENG)	*0	2	*3	3	*4	6	*7	8	*9	10	*10	10	*11	12	13
	ABIODUN Bode (NGR)	0	*0	1	*3	4	*4	5	*6	7	*8	10	*11	11	*11	11
2	PITCHFORD Liam (ENG)	0	*1	3	*4	5	*5	7	*9	9	*9	9				9
	ABIODUN Bode (NGR)	*0	1	*1	2	*3	5	*5	5	*7	9	11				11
3	PITCHFORD Liam (ENG)	*0	2	*3	4	*6	6	*8	8	*9	11					
	ABIODUN Bode (NGR)	0	*0	1	*2	2	*4	4	*6	7	7					
4	PITCHFORD Liam (ENG)	0	*0	2	*4	5	*6	8	*10	11						
	ABIODUN Bode (NGR)	0	2	*2	2	*3	4	*4	4	4						
5	PITCHFORD Liam (ENG)	*0	1	*3	4	*6	7	*9	9	*10	11					
	ABIODUN Bode (NGR)	0	*1	1	*2	2	*3	3	*5	6	7					

NOTES

The "Greatest deficit overcome" only applies when the player ends up winning the game.

LEGEND

MS Men's Singles No. Number * Server



Match Results

RUMGAY Gavin (SCO) 4-0 JAYASINGHA MUDIYANSELAGE Buwaneka (SRI)

Game Summary		Match	Game 1	Game 2	Game 3	Game 4	Game 5	Game 6	Game 7
RUMGAY Gavin	SCO	4	11	11	11	11			
JAYASINGHA MUDIYA.	SRI	0	5	4	3	3			
Duration:		21min	5min	5min	4min	5min			

Match No.: MS98 Table: 2

Umpires: UDAL Nikki (AUS) HOPKINS Alan (AUS)

Player Statistics	RUMGAY Gavin (SCO)							Match	JAYASINGHA MUDIYANSELAGE Buwaneka (SRI)							Match
	Game								Game							
	1	2	3	4	5	6	7		1	2	3	4	5	6	7	
Points won	11	11	11	11				44	5	4	3	3				15
Biggest lead	6	7	8	8				8	1	-	1	-				1
Points won on own serve	6	5	5	5				21	3	2	0	2				7
Points lost on own serve	2	2	3	1				8	5	6	6	5				22
Most consecutive points won	6	4	7	7				7	3	3	2	3				3
Greatest deficit overcome	1	-	1	-				1	-	-	-	-				-
Handedness/Grip	Right/								/							

Game/Match Statistics	Game							Match
	1	2	3	4	5	6	7	
Longest rally (strokes)	12	11	9	11				12
Average rally	4	5	3	3				4

Game Progress

1	RUMGAY Gavin (SCO)	*0	2	*2	3	*5	7	*8	9	11
	JAYASINGHA MUDIYANSELAGE Buwaneka (SRI)	0	*0	2	*3	3	*3	4	*5	5
2	RUMGAY Gavin (SCO)	0	*2	4	*5	7	*8	8	*10	11
	JAYASINGHA MUDIYANSELAGE Buwaneka (SRI)	*0	0	*0	1	*1	2	*4	4	4
3	RUMGAY Gavin (SCO)	*0	1	*3	5	*7	7	*9	11	
	JAYASINGHA MUDIYANSELAGE Buwaneka (SRI)	0	*1	1	*1	1	*3	3	3	
4	RUMGAY Gavin (SCO)	0	*2	4	*6	7	*7	9	11	
	JAYASINGHA MUDIYANSELAGE Buwaneka (SRI)	0	0	*0	0	*1	3	*3	3	

NOTES

The "Greatest deficit overcome" only applies when the player ends up winning the game.

LEGEND

MS Men's Singles **No.** Number * Server



Match Results

HU Heming (AUS) 4-0 SAM Bernard (GHA)

Game Summary		Match	Game 1	Game 2	Game 3	Game 4	Game 5	Game 6	Game 7
HU Heming	AUS	4	11	11	11	11			
SAM Bernard	GHA	0	2	8	6	4			
Duration:		23min	4min	6min	5min	4min			

Match No.: MS99 Table: 4

Umpires: FRANSMAN Claire (RSA) ADAMS Tiffany (RSA)

Player Statistics	HU Heming (AUS)							Match	SAM Bernard (GHA)							Match
	Game								Game							
	1	2	3	4	5	6	7		1	2	3	4	5	6	7	
Points won	11	11	11	11				44	2	8	6	4				20
Biggest lead	9	3	7	7				9	1	-	1	-				1
Points won on own serve	6	8	5	5				24	2	6	3	2				13
Points lost on own serve	0	2	3	2				7	5	3	6	5				19
Most consecutive points won	7	3	4	5				7	1	2	3	2				3
Greatest deficit overcome	1	-	1	-				1	-	-	-	-				-
Handedness/Grip	Right/								Right/							

Game/Match Statistics	Game							Match
	1	2	3	4	5	6	7	
Longest rally (strokes)	6	7	8	7				8
Average rally	3	4	4	3				4

Game Progress

1	HU Heming (AUS)	0	*1	3	*4	6	*8	10	11				
	SAM Bernard (GHA)	*0	1	*1	2	*2	2	*2	2				2
2	HU Heming (AUS)	*0	2	*2	4	*4	6	*7	8	*9	10	11	
	SAM Bernard (GHA)	0	*0	2	*2	4	*4	5	*6	7	*8	8	
3	HU Heming (AUS)	0	*1	3	*4	6	*8	9	*10	10	11		
	SAM Bernard (GHA)	*0	1	*1	2	*2	2	*3	4	*6	6		
4	HU Heming (AUS)	0	2	*4	5	*6	8	*9	10	11			
	SAM Bernard (GHA)	0	*0	0	*1	2	*2	3	*4	4			

NOTES

The "Greatest deficit overcome" only applies when the player ends up winning the game.

LEGEND

MS Men's Singles **No.** Number * Server



Match Results

ACHANTA Sharath (IND) 4-3 CHOONG Javen (MAS)

Game Summary		Match	Game 1	Game 2	Game 3	Game 4	Game 5	Game 6	Game 7
ACHANTA Sharath	IND	4	11	11	11	7	11	6	11
CHOONG Javen	MAS	3	2	5	4	11	13	11	7
Duration:		37min	3min	4min	4min	5min	6min	6min	7min

Match No.: MS100 Table: 5

Umpires: FRIMPONG Francis (GHA) MUGWANYA Ronald (UGA)

Player Statistics	ACHANTA Sharath (IND)								CHOONG Javen (MAS)							
	Game							Match	Game							Match
	1	2	3	4	5	6	7		1	2	3	4	5	6	7	
Points won	11	11	11	7	11	6	11	68	2	5	4	11	13	11	7	53
Biggest lead	9	6	7	3	4	-	4	9	-	-	-	4	2	5	3	5
Points won on own serve	6	6	8	3	5	3	8	39	1	3	4	5	6	6	5	30
Points lost on own serve	1	2	0	5	7	5	2	22	5	5	3	4	6	3	3	29
Most consecutive points won	6	3	4	4	4	3	7	7	2	1	2	5	3	5	3	5
Greatest deficit overcome	-	-	-	-	-	-	3	3	-	-	-	3	4	-	-	4
Handedness/Grip	Right/								Right/							

Game/Match Statistics	Game							Match
	1	2	3	4	5	6	7	
Longest rally (strokes)	12	10	8	14	11	9	10	14
Average rally	5	5	5	5	5	5	5	5

Game Progress

1	ACHANTA Sharath (IND)	*0	2	*4	5	*6	8	*10	11	CHOONG Javen (MAS)	0	*0	0	*1	2	*2	2	2														
2	ACHANTA Sharath (IND)	0	*2	3	*4	6	*7	8	*9	11	CHOONG Javen (MAS)	*0	0	*1	2	*2	3	*4	5	5												
3	ACHANTA Sharath (IND)	*0	2	*3	5	*5	7	*8	10	11	CHOONG Javen (MAS)	0	*0	1	*1	3	*3	4	*4	4												
4	ACHANTA Sharath (IND)	0	*1	2	*3	5	*6	6	*7	7	7	CHOONG Javen (MAS)	0	1	*2	3	*3	4	*6	7	*9	11										
5	ACHANTA Sharath (IND)	*0	2	*4	5	*6	6	*7	8	*9	9	*10	11	*11	11	11	CHOONG Javen (MAS)	0	*0	0	*1	2	*4	5	*6	7	*9	10	*10	11	*12	13
6	ACHANTA Sharath (IND)	0	*0	1	*3	4	*5	5	*5	6	6	CHOONG Javen (MAS)	*0	2	*3	3	*4	5	*7	9	*10	11										
7	ACHANTA Sharath (IND)	*0	2	*2	3	*3	4	*5	7	*9	11	CHOONG Javen (MAS)	0	*0	2	*3	5	*6	7	*7	7	7										

NOTES

The "Greatest deficit overcome" only applies when the player ends up winning the game.

LEGEND

MS Men's Singles **No.** Number * Server



Match Results

GAO Ning (SGP) 4-0 HOWIESON Craig (SCO)

Game Summary		Match	Game 1	Game 2	Game 3	Game 4	Game 5	Game 6	Game 7
GAO Ning	SGP	4	11	11	11	11			
HOWIESON Craig	SCO	0	2	6	6	6			
Duration:		23min	4min	5min	6min	6min			

Match No.: MS101 Table: 6

Umpires: ALMASI William (AUS) NOMURA Nanako (AUS)

Player Statistics	GAO Ning (SGP)							Match	HOWIESON Craig (SCO)							Match
	Game								Game							
	1	2	3	4	5	6	7		1	2	3	4	5	6	7	
Points won	11	11	11	11				44	2	6	6	6				20
Biggest lead	9	5	5	5				9	1	1	-	1				1
Points won on own serve	6	5	6	5				22	1	3	3	3				10
Points lost on own serve	1	3	3	3				10	5	6	5	5				21
Most consecutive points won	9	4	4	5				9	1	2	2	2				2
Greatest deficit overcome	1	1	-	1				1	-	-	-	-				-
Handedness/Grip	/								Right/							

Game/Match Statistics	Game							Match
	1	2	3	4	5	6	7	
Longest rally (strokes)	14	11	9	7				14
Average rally	4	4	5	3				4

Game Progress

1	GAO Ning (SGP)	*0	1	*2	4	*6	8	*10	11		
	HOWIESON Craig (SCO)	0	*1	2	*2	2	*2	2	2		
2	GAO Ning (SGP)	0	*1	3	*4	4	*6	8	*9	10	11
	HOWIESON Craig (SCO)	*0	1	*1	2	*4	4	*4	5	*6	6
3	GAO Ning (SGP)	*0	2	*3	3	*5	7	*8	9	*10	11
	HOWIESON Craig (SCO)	0	*0	1	*3	3	*3	4	*5	6	6
4	GAO Ning (SGP)	0	*1	2	*3	5	*6	6	*8	10	11
	HOWIESON Craig (SCO)	0	1	*2	3	*3	4	*6	6	*6	6

NOTES

The "Greatest deficit overcome" only applies when the player ends up winning the game.

LEGEND

MS Men's Singles **No.** Number * Server



Match Results

MUHAMAD RIZAL Muhammad Ashraf Haiq. (MAS) 4-1 POWELL David (AUS)

Game Summary		Match	Game 1	Game 2	Game 3	Game 4	Game 5	Game 6	Game 7
MUHAMAD RIZAL MAH	MAS	4	11	9	11	11	11		
POWELL David	AUS	1	9	11	6	9	5		
Duration:		39min	7min	8min	6min	7min	6min		

Match No.: MS102 Table: 1

Umpires: ARINYE Cecilia (NGR) WHITAKER Jonathan (SCO)

Player Statistics	MUHAMAD RIZAL Muhammad Ashraf Haiq. (MAS)							Match	POWELL David (AUS)							Match
	Game								Game							
	1	2	3	4	5	6	7		1	2	3	4	5	6	7	
Points won	11	9	11	11	11			53	9	11	6	9	5			40
Biggest lead	4	1	5	4	6			6	-	4	-	-	-			4
Points won on own serve	6	4	5	6	5			26	5	5	2	5	2			19
Points lost on own serve	4	6	4	4	3			21	5	5	6	5	6			27
Most consecutive points won	3	4	3	3	5			5	3	4	2	3	2			4
Greatest deficit overcome	-	-	-	-	-			-	-	1	-	-	-			1
Handedness/Grip	Right/								Right/							

Game/Match Statistics	Game							Match
	1	2	3	4	5	6	7	
Longest rally (strokes)	13	12	19	8	10			19
Average rally	5	5	4	4	4			4

Game Progress

1	MUHAMAD RIZAL Muhammad Ashraf Haiq. (MAS)	*0	2	*3	4	5	*6	7	*9	10	*10	11
	POWELL David (AUS)	0	*0	1	*2	*3	4	*5	5	*6	8	9
2	MUHAMAD RIZAL Muhammad Ashraf Haiq. (MAS)	0	*1	2	*2	3	*5	5	*5	7	*9	9
	POWELL David (AUS)	*0	1	*2	4	*5	5	*7	9	*9	9	11
3	MUHAMAD RIZAL Muhammad Ashraf Haiq. (MAS)	*0	2	*3	4	*6	6	*8	9	*10	11	
	POWELL David (AUS)	0	*0	1	*2	2	*4	4	*5	6	6	
4	MUHAMAD RIZAL Muhammad Ashraf Haiq. (MAS)	0	*2	3	*4	5	*6	7	*8	10	*10	11
	POWELL David (AUS)	*0	0	*1	2	*3	4	*5	6	*6	8	9
5	MUHAMAD RIZAL Muhammad Ashraf Haiq. (MAS)	*0	2	*4	5	*6	6	*7	9	11		
	POWELL David (AUS)	0	*0	0	*1	2	*4	5	*5	5		

NOTES

The "Greatest deficit overcome" only applies when the player ends up winning the game.

LEGEND

MS Men's Singles No. Number * Server



Match Results

WANG Zhen (CAN) 4-1 ABREFA Derek (GHA)

Game Summary		Match	Game 1	Game 2	Game 3	Game 4	Game 5	Game 6	Game 7
WANG Zhen	CAN	4	11	7	11	11	14		
ABREFA Derek	GHA	1	3	11	3	2	12		
Duration:		30min	4min	5min	4min	4min	11min		

Match No.: MS103 Table: 8

Umpires: POOLE Maurie (AUS) RODER Lenore (AUS)

Player Statistics	WANG Zhen (CAN)							Match	ABREFA Derek (GHA)							Match	
	Game								Game								
	1	2	3	4	5	6	7		1	2	3	4	5	6	7		
Points won	11	7	11	11	14			54	3	11	3	2	12				31
Biggest lead	8	1	8	9	3			9	1	5	-	-	1				5
Points won on own serve	5	4	5	6	7			27	2	5	2	2	6				17
Points lost on own serve	1	6	1	0	6			14	6	3	6	4	7				26
Most consecutive points won	5	3	6	9	3			9	1	4	1	2	4				4
Greatest deficit overcome	1	-	-	-	1			1	-	1	-	-	-				1
Handedness/Grip	Right/								Right/								

Game/Match Statistics	Game							Match
	1	2	3	4	5	6	7	
Longest rally (strokes)	12	8	10	10	13			13
Average rally	6	4	5	4	6			5

Game Progress

1	WANG Zhen (CAN)	0	*1	3	*4	6	*8	9	11									
	ABREFA Derek (GHA)	*0	1	*1	2	*2	2	*3	3									
2	WANG Zhen (CAN)	*0	1	*2	3	*3	4	*4	5	*7	7							
	ABREFA Derek (GHA)	0	*1	2	*3	5	*6	8	*9	9	11							
3	WANG Zhen (CAN)	0	*2	3	*4	6	*8	10	11									
	ABREFA Derek (GHA)	*0	0	*1	2	*2	2	*2	3									
4	WANG Zhen (CAN)	0	2	*2	4	*6	8	*10	11									
	ABREFA Derek (GHA)	0	*0	2	*2	2	*2	2	2									
5	WANG Zhen (CAN)	0	*2	3	*4	5	*6	7	*8	9	*9	10	*10	11	*12	12	*13	14
	ABREFA Derek (GHA)	*0	0	*1	2	*3	4	*5	6	*7	9	*10	11	*11	11	*12	12	12

NOTES

The "Greatest deficit overcome" only applies when the player ends up winning the game.

LEGEND

MS Men's Singles No. Number * Server



Match Results

DRINKHALL Paul (ENG) 4-0 ROBINSON Ashley (NIR)

Game Summary		Match	Game 1	Game 2	Game 3	Game 4	Game 5	Game 6	Game 7
DRINKHALL Paul	ENG	4	11	11	11	11			
ROBINSON Ashley	NIR	0	4	8	4	5			
Duration:		25min	5min	6min	5min	6min			

Match No.: MS104 Table: 1

Umpires: JEFFRESS Anthony (AUS) MARTIN Andrew (AUS)

Player Statistics	DRINKHALL Paul (ENG)							Match	ROBINSON Ashley (NIR)							Match
	Game								Game							
	1	2	3	4	5	6	7		1	2	3	4	5	6	7	
Points won	11	11	11	11				44	4	8	4	5				21
Biggest lead	8	3	7	6				8	-	-	1	1				1
Points won on own serve	6	6	6	3				21	3	4	3	0				10
Points lost on own serve	1	4	1	5				11	5	5	5	8				23
Most consecutive points won	4	3	4	4				4	2	3	1	2				3
Greatest deficit overcome	-	-	1	1				1	-	-	-	-				-
Handedness/Grip	Right/								Right/							

Game/Match Statistics	Game							Match
	1	2	3	4	5	6	7	
Longest rally (strokes)	12	10	7	9				12
Average rally	5	5	4	5				4

Game Progress

1	DRINKHALL Paul (ENG)	0	*2	4	*5	6	*8	10	*10	11		
	ROBINSON Ashley (NIR)	*0	0	*0	1	*2	2	*2	4	4		
2	DRINKHALL Paul (ENG)	*0	2	*3	4	*5	5	*6	8	*9	10	11
	ROBINSON Ashley (NIR)	0	*0	1	*2	3	*5	6	*6	7	*8	8
3	DRINKHALL Paul (ENG)	0	*1	3	*4	5	*7	9	*10	11		
	ROBINSON Ashley (NIR)	*0	1	*1	2	*3	3	*3	4	4		
4	DRINKHALL Paul (ENG)	*0	1	*3	4	*6	7	*9	9	11		
	ROBINSON Ashley (NIR)	0	*1	1	*2	2	*3	3	*5	5		

NOTES

The "Greatest deficit overcome" only applies when the player ends up winning the game.

LEGEND

MS Men's Singles No. Number * Server



Match Results

WALKER Samuel (ENG) 4-0 BERNADET Antoine (CAN)

Game Summary		Match	Game 1	Game 2	Game 3	Game 4	Game 5	Game 6	Game 7
WALKER Samuel	ENG	4	11	11	11	17			
BERNADET Antoine	CAN	0	7	5	8	15			
Duration:		31min	5min	4min	9min	10min			

Match No.: MS105 Table: 7

Umpires: YEW Freddie (SGP) CHAN Cheryl (SGP)

Player Statistics	WALKER Samuel (ENG)							Match	BERNADET Antoine (CAN)							Match	
	Game								Game								
	1	2	3	4	5	6	7		1	2	3	4	5	6	7		
Points won	11	11	11	17				50	7	5	8	15					35
Biggest lead	4	8	3	3				8	1	1	2	1					2
Points won on own serve	6	7	7	8				28	3	4	5	7					19
Points lost on own serve	4	1	3	8				16	5	4	4	8					21
Most consecutive points won	3	7	5	3				7	4	3	3	4					4
Greatest deficit overcome	1	1	2	1				2	-	-	-	-					-
Handedness/Grip	Right/								Right/								

Game/Match Statistics	Game							Match
	1	2	3	4	5	6	7	
Longest rally (strokes)	6	7	14	14				14
Average rally	4	3	5	5				4

Game Progress

1	WALKER Samuel (ENG)	*0	1	*3	4	*5	5	*6	8	*9	11							
	BERNADET Antoine (CAN)	0	*1	1	*2	3	*5	6	*6	7	7							
2	WALKER Samuel (ENG)	0	*1	3	*5	7	*8	10	*10	11								
	BERNADET Antoine (CAN)	*0	1	*1	1	*1	2	*2	4	5								
3	WALKER Samuel (ENG)	*0	2	*2	3	*3	5	*7	8	*9	10	11						
	BERNADET Antoine (CAN)	0	*0	2	*3	5	*5	5	*6	7	*8	8						
4	WALKER Samuel (ENG)	0	*2	3	*4	5	*6	6	*8	9	*9	10	*11	11	*11	12	*12	13
	BERNADET Antoine (CAN)	0	0	*1	2	*3	4	*6	6	*7	9	*10	10	*11	12	*12	13	*13
			*14	14	*14	15	*16	17										
			13	*14	15	*15	15	15										

NOTES

The "Greatest deficit overcome" only applies when the player ends up winning the game.

LEGEND

MS Men's Singles **No.** Number * Server



Match Results

McCREERY Paul (NIR) 4-0 POH Shao Feng Ethan (SGP)

Game Summary		Match	Game 1	Game 2	Game 3	Game 4	Game 5	Game 6	Game 7
McCREERY Paul	NIR	4	11	12	11	12			
POH Shao Feng Ethan	SGP	0	5	10	5	10			
Duration:		32min	6min	8min	7min	9min			

Match No.: MS106 Table: 3

Umpires: MEHRA Vipin (IND) SAMAL Jiban (IND)

Player Statistics	McCREERY Paul (NIR)							Match	POH Shao Feng Ethan (SGP)							Match
	Game								Game							
	1	2	3	4	5	6	7		1	2	3	4	5	6	7	
Points won	11	12	11	12				46	5	10	5	10				30
Biggest lead	6	2	6	3				6	1	2	1	2				2
Points won on own serve	5	8	5	5				23	2	7	2	4				15
Points lost on own serve	3	3	3	6				15	6	4	6	6				22
Most consecutive points won	5	3	6	4				6	2	2	1	3				3
Greatest deficit overcome	1	2	1	2				2	-	-	-	-				-
Handedness/Grip	Right/								/							

Game/Match Statistics	Game							Match
	1	2	3	4	5	6	7	
Longest rally (strokes)	8	10	6	13				13
Average rally	4	4	3	4				4

Game Progress

1	McCREERY Paul (NIR)	*0	1	*2	3	*4	6	*8	9	11						
	POH Shao Feng Ethan (SGP)	0	*1	2	*3	4	*4	4	*5	5						
2	McCREERY Paul (NIR)	0	*1	2	*3	4	*4	6	*6	8	*9	10	*11	12		
	POH Shao Feng Ethan (SGP)	*0	1	*2	3	*4	6	*6	8	*8	9	*10	10	10		
3	McCREERY Paul (NIR)	*0	1	*2	3	*4	5	*7	9	11						
	POH Shao Feng Ethan (SGP)	0	*1	2	*3	4	*5	5	*5	5						
4	McCREERY Paul (NIR)	0	*2	3	*4	5	*6	6	*7	7	*8	10	*11	12		
	POH Shao Feng Ethan (SGP)	0	0	*1	2	*3	4	*6	7	*9	10	*10	10	10		

NOTES

The "Greatest deficit overcome" only applies when the player ends up winning the game.

LEGEND

MS Men's Singles **No.** Number * Server



Match Results

TORIOLA Segun (NGR) 4-1 WILSON Aaron (TTO)

Game Summary		Match	Game 1	Game 2	Game 3	Game 4	Game 5	Game 6	Game 7
TORIOLA Segun	NGR	4	11	11	10	11	11		
WILSON Aaron	TTO	1	7	1	12	3	3		
Duration:		22min	5min	3min	6min	3min	4min		

Match No.: MS107 Table: 5

Umpires: McNEILL Jock (AUS) WONG Kenneth (AUS)

Player Statistics	TORIOLA Segun (NGR)							Match	WILSON Aaron (TTO)							Match
	Game								Game							
	1	2	3	4	5	6	7		1	2	3	4	5	6	7	
Points won	11	11	10	11	11			54	7	1	12	3	3			26
Biggest lead	6	10	2	9	9			10	-	-	3	-	-			3
Points won on own serve	6	6	5	5	7			29	3	1	6	2	2			14
Points lost on own serve	4	0	6	1	1			12	5	5	5	6	4			25
Most consecutive points won	3	10	4	9	6			10	2	1	4	2	2			4
Greatest deficit overcome	-	-	-	-	-			-	-	-	2	-	-			2
Handedness/Grip	/								Right/							

Game/Match Statistics	Game							Match
	1	2	3	4	5	6	7	
Longest rally (strokes)	9	8	11	11	14			14
Average rally	5	4	6	5	5			5

Game Progress

1	TORIOLA Segun (NGR)	*0	2	*3	5	*6	7	*9	9	*10	11			
	WILSON Aaron (TTO)	0	*0	1	*1	2	*3	3	*5	6	7			
2	TORIOLA Segun (NGR)	0	*1	3	*5	7	*9	11						
	WILSON Aaron (TTO)	*0	1	*1	1	*1	1	1						
3	TORIOLA Segun (NGR)	*0	0	*1	2	*3	4	*6	8	*9	10	*10	10	10
	WILSON Aaron (TTO)	0	*2	3	*4	5	*6	6	*6	7	*8	10	*11	12
4	TORIOLA Segun (NGR)	0	*2	4	*6	8	*9	10	11					
	WILSON Aaron (TTO)	*0	0	*0	0	*0	1	*2	3					
5	TORIOLA Segun (NGR)	*0	2	*4	6	*7	9	*10	11					
	WILSON Aaron (TTO)	0	*0	0	*0	1	*1	2	3					

NOTES

The "Greatest deficit overcome" only applies when the player ends up winning the game.

LEGEND

MS Men's Singles No. Number * Server



Match Results

GNANASEKARAN Sathiyar (IND) 4-0 RAMEEZ Muhammad (PAK)

Game Summary		Match	Game 1	Game 2	Game 3	Game 4	Game 5	Game 6	Game 7
GNANASEKARAN Sathiyar	IND	4	11	11	11	11			
RAMEEZ Muhammad	PAK	0	5	3	5	3			
Duration:		18min	5min	3min	4min	4min			

Match No.: MS108 Table: 6

Umpires: ROBERTS Averil (AUS) CHAN Kameron (AUS)

Player Statistics	GNANASEKARAN Sathiyar (IND)							Match	RAMEEZ Muhammad (PAK)							Match	
	Game								Game								
	1	2	3	4	5	6	7		1	2	3	4	5	6	7		
Points won	11	11	11	11				44	5	3	5	3					16
Biggest lead	6	8	7	8				8	1	-	1	-					1
Points won on own serve	6	7	7	6				26	3	2	4	2					11
Points lost on own serve	2	1	1	1				5	5	4	4	4					17
Most consecutive points won	4	4	8	5				8	1	1	3	1					3
Greatest deficit overcome	1	-	1	-				1	-	-	-	-					-
Handedness/Grip	Right/								Right/								

Game/Match Statistics	Game							Match
	1	2	3	4	5	6	7	
Longest rally (strokes)	12	7	14	9				14
Average rally	4	4	5	4				4

Game Progress

1	GNANASEKARAN Sathiyar (IND)	0	*1	2	*3	5	*6	8	*10	11
	RAMEEZ Muhammad (PAK)	*0	1	*2	3	*3	4	*4	4	5
2	GNANASEKARAN Sathiyar (IND)	*0	2	*4	5	*6	8	*9	11	
	RAMEEZ Muhammad (PAK)	0	*0	0	*1	2	*2	3	3	
3	GNANASEKARAN Sathiyar (IND)	0	*1	3	*5	7	*8	9	*9	11
	RAMEEZ Muhammad (PAK)	*0	1	*1	1	*1	2	*3	5	5
4	GNANASEKARAN Sathiyar (IND)	0	2	*3	4	*6	8	*9	11	
	RAMEEZ Muhammad (PAK)	0	*0	1	*2	2	*2	3	3	

NOTES

The "Greatest deficit overcome" only applies when the player ends up winning the game.

LEGEND

MS Men's Singles No. Number * Server



Match Results

ARUNA Quadri (NGR) 4-1 PANG Xue Jie (SGP)

Game Summary		Match	Game 1	Game 2	Game 3	Game 4	Game 5	Game 6	Game 7
ARUNA Quadri	NGR	4	11	8	11	11	12		
PANG Xue Jie	SGP	1	5	11	5	5	10		
Duration:		34min	5min	6min	5min	5min	9min		

Match No.: MS109 Table: 5

Umpires: MOORE Alan (NZL) MACKEY John (ENG)

Player Statistics	ARUNA Quadri (NGR)							Match	PANG Xue Jie (SGP)							Match
	Game								Game							
	1	2	3	4	5	6	7		1	2	3	4	5	6	7	
Points won	11	8	11	11	12			53	5	11	5	5	10			36
Biggest lead	8	2	6	7	2			8	2	4	1	-	6			6
Points won on own serve	7	6	4	6	8			31	4	7	1	3	7			22
Points lost on own serve	1	4	4	2	3			14	4	2	7	5	4			22
Most consecutive points won	10	4	7	6	4			10	3	5	3	2	7			7
Greatest deficit overcome	2	-	1	-	6			6	-	2	-	-	-			2
Handedness/Grip	Right/								/							

Game/Match Statistics	Game							Match
	1	2	3	4	5	6	7	
Longest rally (strokes)	13	14	10	9	12			14
Average rally	4	4	5	4	5			5

Game Progress

1	ARUNA Quadri (NGR)	0	*0	2	*4	6	*8	10	*10	11				
	PANG Xue Jie (SGP)	*0	2	*2	2	*2	2	*2	4	5				
2	ARUNA Quadri (NGR)	*0	2	*2	3	*3	3	*5	7	*7	8	8		
	PANG Xue Jie (SGP)	0	*0	2	*3	5	*7	7	*7	9	*10	11		
3	ARUNA Quadri (NGR)	0	*2	2	*3	4	*6	8	*10	11				
	PANG Xue Jie (SGP)	*0	0	*2	3	*4	4	*4	4	5				
4	ARUNA Quadri (NGR)	*0	2	*4	6	*7	8	*9	10	11				
	PANG Xue Jie (SGP)	0	*0	0	*0	1	*2	3	*4	5				
5	ARUNA Quadri (NGR)	0	*1	2	*2	2	*2	4	*5	7	*8	10	*11	12
	PANG Xue Jie (SGP)	*0	1	*2	4	*6	8	*8	9	*9	10	*10	10	10

NOTES

The "Greatest deficit overcome" only applies when the player ends up winning the game.

LEGEND

MS Men's Singles No. Number * Server



Match Results

DESAI Harmeet (IND) 4-1 LEONG Chee Feng (MAS)

Game Summary		Match	Game 1	Game 2	Game 3	Game 4	Game 5	Game 6	Game 7
DESAI Harmeet	IND	4	11	11	11	7	11		
LEONG Chee Feng	MAS	1	5	7	5	11	4		
Duration:		28min	5min	5min	4min	5min	5min		

Match No.: MS110 Table: 3

Umpires: POOLE Maurie (AUS) RODER Lenore (AUS)

Player Statistics	DESAI Harmeet (IND)							Match	LEONG Chee Feng (MAS)							Match
	Game								Game							
	1	2	3	4	5	6	7		1	2	3	4	5	6	7	
Points won	11	11	11	7	11			51	5	7	5	11	4			32
Biggest lead	6	4	6	-	7			7	-	1	-	5	-			5
Points won on own serve	6	8	6	6	6			32	3	5	3	7	3			21
Points lost on own serve	2	2	2	4	1			11	5	3	5	1	5			19
Most consecutive points won	3	3	4	2	5			5	2	2	3	4	2			4
Greatest deficit overcome	-	1	-	-	-			1	-	-	-	-	-			-
Handedness/Grip	Right/								Right/							

Game/Match Statistics	Game							Match
	1	2	3	4	5	6	7	
Longest rally (strokes)	7	9	9	8	7			9
Average rally	4	4	4	4	4			4

Game Progress

1	DESAI Harmeet (IND)	0	*2	3	*5	6	*7	9	*9	11	
	LEONG Chee Feng (MAS)	*0	0	*1	1	*2	3	*3	5	5	
2	DESAI Harmeet (IND)	*0	1	*3	4	*5	7	*7	9	*9	11
	LEONG Chee Feng (MAS)	0	*1	1	*2	3	*3	5	*5	7	7
3	DESAI Harmeet (IND)	0	*2	4	*4	6	*8	8	*9	11	
	LEONG Chee Feng (MAS)	*0	0	*0	2	*2	2	*4	5	5	
4	DESAI Harmeet (IND)	*0	1	*1	3	*3	4	*4	5	*6	7
	LEONG Chee Feng (MAS)	0	*1	3	*3	5	*6	8	*9	10	11
5	DESAI Harmeet (IND)	0	*2	3	*4	6	*6	8	*10	11	
	LEONG Chee Feng (MAS)	*0	0	*1	2	*2	4	*4	4	4	

NOTES

The "Greatest deficit overcome" only applies when the player ends up winning the game.

LEGEND

MS Men's Singles No. Number * Server



Match Results

PITCHFORD Liam (ENG) 4-1 RUMGAY Gavin (SCO)

Game Summary		Match	Game 1	Game 2	Game 3	Game 4	Game 5	Game 6	Game 7
PITCHFORD Liam	ENG	4	11	9	11	11	11		
RUMGAY Gavin	SCO	1	6	11	1	8	2		
Duration:		37min	7min	9min	4min	8min	6min		

Match No.: MS111 Table: 1

Umpires: PATANE Mark (AUS) DINSEY Greg (AUS)

Player Statistics	PITCHFORD Liam (ENG)							Match	RUMGAY Gavin (SCO)							Match
	Game								Game							
	1	2	3	4	5	6	7		1	2	3	4	5	6	7	
Points won	11	9	11	11	11			53	6	11	1	8	2			28
Biggest lead	5	1	10	3	9			10	3	4	1	2	-			4
Points won on own serve	5	4	6	6	4			25	3	5	1	4	0			13
Points lost on own serve	3	6	0	4	2			15	6	5	5	5	6			27
Most consecutive points won	5	3	11	4	8			11	3	4	1	4	1			4
Greatest deficit overcome	3	-	1	2	-			3	-	1	-	-	-			1
Handedness/Grip	Right/								Right/							

Game/Match Statistics	Game							Match
	1	2	3	4	5	6	7	
Longest rally (strokes)	11	13	12	8	11			13
Average rally	4	5	4	4	5			4

Game Progress

1	PITCHFORD Liam (ENG)	0	*1	1	*2	3	*5	7	*8	10	11
	RUMGAY Gavin (SCO)	*0	1	*3	4	*5	5	*5	6	*6	6
2	PITCHFORD Liam (ENG)	*0	0	*0	2	*3	4	*6	7	*8	8
	RUMGAY Gavin (SCO)	0	*2	4	*4	5	*6	6	*7	8	*10
3	PITCHFORD Liam (ENG)	0	*1	3	*5	7	*9	11			
	RUMGAY Gavin (SCO)	*0	1	*1	1	*1	1	1			
4	PITCHFORD Liam (ENG)	*0	1	*3	4	*5	5	*5	7	*8	10
	RUMGAY Gavin (SCO)	0	*1	1	*2	3	*5	7	*7	8	*8
5	PITCHFORD Liam (ENG)	0	*2	3	*5	7	*9	10	11		
	RUMGAY Gavin (SCO)	0	0	*1	1	*1	1	*2	2		

NOTES

The "Greatest deficit overcome" only applies when the player ends up winning the game.

LEGEND

MS Men's Singles No. Number * Server



Match Results

ACHANTA Sharath (IND) 4-1 HU Heming (AUS)

Game Summary		Match	Game 1	Game 2	Game 3	Game 4	Game 5	Game 6	Game 7
ACHANTA Sharath	IND	4	11	12	8	11	11		
HU Heming	AUS	1	8	10	11	6	5		
Duration:		41min	7min	9min	7min	7min	7min		

Match No.: MS112 Table: 2

Umpires: CHAN Cheryl (SGP) YEW Freddie (SGP)

Player Statistics	ACHANTA Sharath (IND)							Match	HU Heming (AUS)							Match
	Game								Game							
	1	2	3	4	5	6	7		1	2	3	4	5	6	7	
Points won	11	12	8	11	11			53	8	10	11	6	5			40
Biggest lead	4	2	1	5	6			6	-	5	3	3	-			5
Points won on own serve	7	7	5	6	6			31	5	6	6	4	3			24
Points lost on own serve	3	4	5	2	2			16	4	5	3	5	5			22
Most consecutive points won	3	4	2	4	3			4	3	3	2	2	1			3
Greatest deficit overcome	-	5	-	3	-			5	-	-	1	-	-			1
Handedness/Grip	Right/								Right/							

Game/Match Statistics	Game							Match
	1	2	3	4	5	6	7	
Longest rally (strokes)	11	8	9	12	9			13
Average rally	4	4	4	4	4			4

Game Progress

1	ACHANTA Sharath (IND)	*0	2	*3	4	*5	6	*7	9	*9	10	11		
	HU Heming (AUS)	0	*0	1	*2	3	*4	5	*5	7	*8	8		
2	ACHANTA Sharath (IND)	0	*0	1	*1	2	*3	4	*6	7	*8	10	*11	12
	HU Heming (AUS)	*0	2	*3	5	*6	7	*8	8	*9	10	*10	10	10
3	ACHANTA Sharath (IND)	*0	1	*2	3	*3	4	*5	6	*7	8	8		
	HU Heming (AUS)	0	*1	2	*3	5	*6	7	*8	9	*10	11		
4	ACHANTA Sharath (IND)	0	*0	1	*2	3	*5	7	*8	10	11			
	HU Heming (AUS)	*0	2	*3	4	*5	5	*5	6	*6	6			
5	ACHANTA Sharath (IND)	*0	2	*3	4	*6	7	*8	10	11				
	HU Heming (AUS)	0	*0	1	*2	2	*3	4	*4	5				

NOTES

The "Greatest deficit overcome" only applies when the player ends up winning the game.

LEGEND

MS Men's Singles **No.** Number * Server



Match Results

GAO Ning (SGP) 4-0 MUHAMAD RIZAL Muhammad Ashraf Haiq. (MAS)

Game Summary		Match	Game 1	Game 2	Game 3	Game 4	Game 5	Game 6	Game 7
GAO Ning	SGP	4	11	11	11	11			
MUHAMAD RIZAL MAH	MAS	0	3	5	7	7			
Duration:		24min	4min	5min	7min	6min			

Match No.: MS113 Table: 5

Umpires: WHITAKER Jonathan (SCO) ARINYE Cecilia (NGR)

Player Statistics	GAO Ning (SGP)							Match	MUHAMAD RIZAL Muhammad Ashraf Haiq. (MAS)							Match
	Game								Game							
	1	2	3	4	5	6	7		1	2	3	4	5	6	7	
Points won	11	11	11	11				44	3	5	7	7				22
Biggest lead	8	6	4	4				8	1	-	2	1				2
Points won on own serve	6	5	6	5				22	1	2	3	4				10
Points lost on own serve	2	3	4	3				12	5	6	5	6				22
Most consecutive points won	9	4	5	5				9	2	2	3	4				4
Greatest deficit overcome	1	-	2	1				2	-	-	-	-				-
Handedness/Grip	/								Right/							

Game/Match Statistics	Game							Match
	1	2	3	4	5	6	7	
Longest rally (strokes)	10	9	11	9				11
Average rally	5	4	5	4				4

Game Progress

1	GAO Ning (SGP)	*0	1	*2	4	*6	8	*10	11		
	MUHAMAD RIZAL Muhammad Ashraf Haiq. (MAS)	0	*1	2	*2	2	*2	2	3		
2	GAO Ning (SGP)	0	*1	3	*4	5	*7	8	*10	11	
	MUHAMAD RIZAL Muhammad Ashraf Haiq. (MAS)	*0	1	*1	2	*3	3	*4	4	5	
3	GAO Ning (SGP)	*0	1	*2	2	*4	6	*7	8	*9	11
	MUHAMAD RIZAL Muhammad Ashraf Haiq. (MAS)	0	*1	2	*4	4	*4	5	*6	7	7
4	GAO Ning (SGP)	0	*2	3	*3	5	*6	6	*7	9	11
	MUHAMAD RIZAL Muhammad Ashraf Haiq. (MAS)	*0	0	*1	3	*3	4	*6	7	*7	7

NOTES

The "Greatest deficit overcome" only applies when the player ends up winning the game.

LEGEND

MS Men's Singles **No.** Number * Server



Match Results

WANG Zhen (CAN) 4-2 DRINKHALL Paul (ENG)

Game Summary		Match	Game 1	Game 2	Game 3	Game 4	Game 5	Game 6	Game 7
WANG Zhen	CAN	4	8	11	13	8	11	11	
DRINKHALL Paul	ENG	2	11	7	11	11	8	4	
Duration:		57min	7min	7min	11min	10min	9min	7min	

Match No.: MS114 Table: 2

Umpires: HOPKINS Alan (AUS) UDAL Nikki (AUS)

Player Statistics	WANG Zhen (CAN)							Match	DRINKHALL Paul (ENG)							Match
	Game								Game							
	1	2	3	4	5	6	7		1	2	3	4	5	6	7	
Points won	8	11	13	8	11	11		62	11	7	11	11	8	4		52
Biggest lead	1	4	2	2	5	7		7	4	1	3	3	1	2		4
Points won on own serve	3	5	6	5	6	6		31	5	2	5	6	5	2		25
Points lost on own serve	6	5	6	5	3	2		27	5	6	7	3	5	5		31
Most consecutive points won	2	5	4	4	4	8		8	3	3	3	5	3	2		5
Greatest deficit overcome	-	1	3	-	1	2		3	1	-	-	2	-	-		2
Handedness/Grip	Right/								Right/							

Game/Match Statistics	Game							Match
	1	2	3	4	5	6	7	
Longest rally (strokes)	9	12	14	20	17	10		20
Average rally	4	5	6	8	6	6		6

Game Progress

1	WANG Zhen (CAN)	0	*1	2	*3	4	*4	5	*6	6	*8	8				
	DRINKHALL Paul (ENG)	*0	1	*2	3	*4	6	*7	8	*10	10	11				
2	WANG Zhen (CAN)	*0	1	*2	3	*5	5	*6	7	*9	11					
	DRINKHALL Paul (ENG)	0	*1	2	*3	3	*5	6	*7	7	7					
3	WANG Zhen (CAN)	0	*0	1	*2	3	*5	5	*6	7	*8	10	*11	11	*12	13
	DRINKHALL Paul (ENG)	*0	2	*3	4	*5	5	*7	8	*9	10	*10	10	*11	11	11
4	WANG Zhen (CAN)	*0	1	*2	3	*3	4	*6	8	*8	8	8				
	DRINKHALL Paul (ENG)	0	*1	2	*3	5	*6	6	*6	8	*10	11				
5	WANG Zhen (CAN)	0	*1	2	*3	4	*6	8	*9	10	*10	11				
	DRINKHALL Paul (ENG)	*0	1	*2	3	*4	4	*4	5	*6	8	8				
6	WANG Zhen (CAN)	*0	0	*1	3	*4	6	*8	10	11						
	DRINKHALL Paul (ENG)	0	*2	3	*3	4	*4	4	*4	4						

NOTES

The "Greatest deficit overcome" only applies when the player ends up winning the game.

LEGEND

MS Men's Singles **No.** Number * Server



Match Results

WALKER Samuel (ENG) 4-0 McCREERY Paul (NIR)

Game Summary		Match	Game 1	Game 2	Game 3	Game 4	Game 5	Game 6	Game 7
WALKER Samuel	ENG	4	11	11	11	11			
McCREERY Paul	NIR	0	6	8	3	4			
Duration:		26min	5min	7min	5min	5min			

Match No.: MS115 Table: 3

Umpires: ABDULLAH Diana (MAS) LIM Lim Ee Koon (MAS)

Player Statistics	WALKER Samuel (ENG)							Match	McCREERY Paul (NIR)							Match
	Game								Game							
	1	2	3	4	5	6	7		1	2	3	4	5	6	7	
Points won	11	11	11	11				44	6	8	3	4				21
Biggest lead	5	5	8	7				8	1	1	-	2				2
Points won on own serve	6	6	8	5				25	3	5	3	2				13
Points lost on own serve	3	3	0	2				8	5	5	3	6				19
Most consecutive points won	4	4	6	8				8	2	3	2	2				3
Greatest deficit overcome	1	1	-	2				2	-	-	-	-				-
Handedness/Grip	Right/								Right/							

Game/Match Statistics	Game							Match
	1	2	3	4	5	6	7	
Longest rally (strokes)	9	6	6	11				11
Average rally	5	4	4	5				4

Game Progress

1	WALKER Samuel (ENG)	*0	1	*2	4	*5	6	*7	8	*10	11	
	McCREERY Paul (NIR)	0	*1	2	*2	3	*4	5	*6	6	6	
2	WALKER Samuel (ENG)	0	*1	3	*4	6	*7	8	*9	9	*10	11
	McCREERY Paul (NIR)	*0	1	*1	2	*2	3	*4	5	*7	8	8
3	WALKER Samuel (ENG)	*0	2	*4	6	*6	8	*9	11			
	McCREERY Paul (NIR)	0	*0	0	*0	2	*2	3	3			
4	WALKER Samuel (ENG)	0	*1	1	*3	5	*7	9	*10	11		
	McCREERY Paul (NIR)	*0	1	*3	3	*3	3	*3	4	4		

NOTES

The "Greatest deficit overcome" only applies when the player ends up winning the game.

LEGEND

MS Men's Singles **No.** Number * Server



Match Results

GNANASEKARAN Sathiyam (IND) 4-0 RET TORIOLA Segun (NGR)

Game Summary		Match	Game 1	Game 2	Game 3	Game 4	Game 5	Game 6	Game 7
GNANASEKARAN Sathiyam	IND	4	11	9					
TORIOLA Segun	NGR	0 RET	7	5 RET					
Duration:		10min	5min	4min					

Match No.: MS116 Table: 1

Umpires: HAKIMARA Marzieh (CAN) MIKITA Darek (CAN)

Player Statistics	GNANASEKARAN Sathiyam (IND)							Match	TORIOLA Segun (NGR)							Match	
	Game								Game								
	1	2	3	4	5	6	7		1	2	3	4	5	6	7		
Points won	11	9						20	7	5							12
Biggest lead	4	4						4	2	-							2
Points won on own serve	4	3						7	1	2							3
Points lost on own serve	6	3						9	7	6							13
Most consecutive points won	3	3						3	2	2							2
Greatest deficit overcome	2	-						2	-	-							-
Handedness/Grip	Right/								/								

Game/Match Statistics	Game							Match
	1	2	3	4	5	6	7	
Longest rally (strokes)	8	9						9
Average rally	4	5						4

Game Progress

1	GNANASEKARAN Sathiyam (IND)	*0	0	*2	3	*5	6	*7	8	*10	11
	TORIOLA Segun (NGR)	0	*2	2	*3	3	*4	5	*6	6	7
2	GNANASEKARAN Sathiyam (IND)	0	*1	3	*4	4	*6	7	9		
	TORIOLA Segun (NGR)	*0	1	*1	2	*4	4	*5	5		

NOTES

The "Greatest deficit overcome" only applies when the player ends up winning the game.

LEGEND

MS	Men's Singles	No.	Number	RET	Retired
*	Server				



Match Results

ARUNA Quadri (NGR) 4-0 DESAI Harmeet (IND)

Game Summary		Match	Game 1	Game 2	Game 3	Game 4	Game 5	Game 6	Game 7
ARUNA Quadri	NGR	4	11	11	11	11			
DESAI Harmeet	IND	0	9	8	9	8			
Duration:		30min	6min	7min	7min	8min			

Match No.: MS117 Table: 1

Umpires: CHAN Kameron (AUS) LIM Lim Ee Koon (MAS)

Player Statistics	ARUNA Quadri (NGR)							Match	DESAI Harmeet (IND)							Match
	Game								Game							
	1	2	3	4	5	6	7		1	2	3	4	5	6	7	
Points won	11	11	11	11				44	9	8	9	8				34
Biggest lead	5	3	4	4				5	1	2	-	-				2
Points won on own serve	4	7	4	4				19	3	6	3	3				15
Points lost on own serve	6	2	6	5				19	7	4	7	7				25
Most consecutive points won	5	4	3	3				5	4	2	2	2				4
Greatest deficit overcome	1	2	-	-				2	-	-	-	-				-
Handedness/Grip	Right/								Right/							

Game/Match Statistics	Game							Match
	1	2	3	4	5	6	7	
Longest rally (strokes)	7	10	18	7				18
Average rally	4	5	5	4				4

Game Progress

1	ARUNA Quadri (NGR)	*0	1	*3	5	*6	6	*7	7	*8	9	11
	DESAI Harmeet (IND)	0	*1	1	*1	2	*4	5	*7	8	*9	9
2	ARUNA Quadri (NGR)	0	*0	1	*2	3	*5	7	*7	9	*10	11
	DESAI Harmeet (IND)	*0	2	*3	4	*5	5	*5	7	*7	8	8
3	ARUNA Quadri (NGR)	*0	2	*3	4	*6	6	*8	8	*9	10	11
	DESAI Harmeet (IND)	0	*0	1	*2	2	*4	4	*6	7	*8	9
4	ARUNA Quadri (NGR)	0	*2	2	*3	5	*6	7	*9	9	*10	11
	DESAI Harmeet (IND)	*0	0	*2	3	*3	4	*5	5	*7	8	8

NOTES

The "Greatest deficit overcome" only applies when the player ends up winning the game.

LEGEND

MS Men's Singles No. Number * Server



Match Results

ACHANTA Sharath (IND) 4-2 PITCHFORD Liam (ENG)

Game Summary		Match	Game 1	Game 2	Game 3	Game 4	Game 5	Game 6	Game 7
ACHANTA Sharath	IND	4	9	13	10	11	11	11	
PITCHFORD Liam	ENG	2	11	11	12	9	7	9	
Duration:		53min	7min	9min	9min	8min	7min	8min	

Match No.: MS118 Table: 1

Umpires: UDAL Nikki (AUS) DINSEY Greg (AUS)

Player Statistics	ACHANTA Sharath (IND)							Match	PITCHFORD Liam (ENG)							Match
	Game								Game							
	1	2	3	4	5	6	7		1	2	3	4	5	6	7	
Points won	9	13	10	11	11	11		65	11	11	12	9	7	9		59
Biggest lead	2	2	3	3	4	2		4	3	5	2	2	1	3		5
Points won on own serve	4	6	6	6	5	5		32	5	5	7	6	4	4		31
Points lost on own serve	6	6	5	3	3	5		28	5	7	4	4	6	6		32
Most consecutive points won	3	7	3	4	3	5		7	4	5	4	2	2	2		5
Greatest deficit overcome	-	5	-	2	1	3		5	2	-	3	-	-	-		3
Handedness/Grip	Right/								Right/							

Game/Match Statistics	Game							Match
	1	2	3	4	5	6	7	
Longest rally (strokes)	8	11	12	16	9	5		16
Average rally	4	5	4	5	4	4		4

Game Progress

1	ACHANTA Sharath (IND)	0	*1	1	*2	3	*5	6	*7	9	*9	9				
	PITCHFORD Liam (ENG)	*0	1	*3	4	*5	5	*6	7	*7	9	11				
2	ACHANTA Sharath (IND)	*0	0	*0	1	*2	3	*5	7	*9	10	*10	10	*11	12	13
	PITCHFORD Liam (ENG)	0	*2	4	*5	6	*7	7	*7	7	*8	10	*11	11	*11	11
3	ACHANTA Sharath (IND)	0	*1	3	*4	4	*5	7	*8	9	*9	10	*10	10		
	PITCHFORD Liam (ENG)	*0	1	*1	2	*4	5	*5	6	*7	9	*10	11	12		
4	ACHANTA Sharath (IND)	0	1	*2	3	*3	5	*6	8	*9	10	11				
	PITCHFORD Liam (ENG)	0	*1	2	*3	5	*5	6	*6	7	*8	9				
5	ACHANTA Sharath (IND)	0	*1	2	*3	5	*6	7	*8	9	11					
	PITCHFORD Liam (ENG)	*0	1	*2	3	*3	4	*5	6	*7	7					
6	ACHANTA Sharath (IND)	*0	0	*1	2	*3	4	*5	6	*7	9	11				
	PITCHFORD Liam (ENG)	0	*2	3	*4	5	*6	7	*8	9	*9	9				

NOTES

The "Greatest deficit overcome" only applies when the player ends up winning the game.

LEGEND

MS Men's Singles No. Number * Server



Match Results

GAO Ning (SGP) 4-1 WANG Zhen (CAN)

Game Summary		Match	Game 1	Game 2	Game 3	Game 4	Game 5	Game 6	Game 7
GAO Ning	SGP	4	10	11	11	11	11		
WANG Zhen	CAN	1	12	6	5	6	9		
Duration:		44min	9min	8min	7min	7min	10min		

Match No.: MS119 Table: 1

Umpires: McNEILL Jock (AUS) ALMASI William (AUS)

Player Statistics	GAO Ning (SGP)							Match	WANG Zhen (CAN)							Match
	Game								Game							
	1	2	3	4	5	6	7		1	2	3	4	5	6	7	
Points won	10	11	11	11	11			54	12	6	5	6	9			38
Biggest lead	5	5	6	5	3			6	2	3	-	-	1			3
Points won on own serve	5	5	7	5	6			28	6	3	4	3	5			21
Points lost on own serve	6	3	1	3	4			17	5	6	4	6	5			26
Most consecutive points won	5	6	5	4	3			6	5	3	2	2	3			5
Greatest deficit overcome	-	3	-	-	1			3	5	-	-	-	-			5
Handedness/Grip	/								Right/							

Game/Match Statistics	Game							Match
	1	2	3	4	5	6	7	
Longest rally (strokes)	10	25	16	14	10			25
Average rally	5	7	6	6	5			6

Game Progress

1	GAO Ning (SGP)	*0	1	*3	5	*6	6	*6	7	*7	8	*10	10	10
	WANG Zhen (CAN)	0	*1	1	*1	2	*4	6	*7	9	*10	10	*11	12
2	GAO Ning (SGP)	0	*1	1	*2	4	*6	7	*8	10	11			
	WANG Zhen (CAN)	*0	1	*3	4	*4	4	*5	6	*6	6			
3	GAO Ning (SGP)	*0	2	*2	4	*5	7	*9	10	11				
	WANG Zhen (CAN)	0	*0	2	*2	3	*3	3	*4	5				
4	GAO Ning (SGP)	0	*1	2	*4	6	*7	8	*9	10	11			
	WANG Zhen (CAN)	*0	1	*2	2	*2	3	*4	5	*6	6			
5	GAO Ning (SGP)	*0	2	*3	4	*5	6	*7	8	*8	9	11		
	WANG Zhen (CAN)	0	*0	1	*2	3	*4	5	*6	8	*9	9		

NOTES

The "Greatest deficit overcome" only applies when the player ends up winning the game.

LEGEND

MS Men's Singles **No.** Number * Server



Match Results

WALKER Samuel (ENG) 4-0 GNANASEKARAN Sathiyam (IND)

Game Summary		Match	Game 1	Game 2	Game 3	Game 4	Game 5	Game 6	Game 7
WALKER Samuel	ENG	4	11	11	13	17			
GNANASEKARAN Sathiyam	IND	0	8	8	11	15			
Duration:		40min	6min	7min	11min	13min			

Match No.: MS120 Table: 1

Umpires: MILLER Samuel (AUS) HAKIMARA Marzieh (CAN)

Player Statistics	WALKER Samuel (ENG)							Match	GNANASEKARAN Sathiyam (IND)							Match	
	Game								Game								
	1	2	3	4	5	6	7		1	2	3	4	5	6	7		
Points won	11	11	13	17				52	8	8	11	15					42
Biggest lead	6	3	4	2				6	-	-	1	4					4
Points won on own serve	5	7	7	9				28	3	6	6	8					23
Points lost on own serve	5	2	5	7				19	6	4	6	8					24
Most consecutive points won	5	3	4	4				5	4	2	4	5					5
Greatest deficit overcome	-	-	1	4				4	-	-	-	-					-
Handedness/Grip	Right/								Right/								

Game/Match Statistics	Game							Match
	1	2	3	4	5	6	7	
Longest rally (strokes)	13	12	19	12				19
Average rally	5	5	7	6				6

Game Progress

1	WALKER Samuel (ENG)	*0 2 *4 5 *7 7 *8 9 *9 10 11
	GNANASEKARAN Sathiyam (IND)	0 *0 0 *1 1 *3 4 *5 7 *8 8 8
2	WALKER Samuel (ENG)	0 *1 3 *4 5 *5 7 *7 8 *10 11
	GNANASEKARAN Sathiyam (IND)	*0 1 *1 2 *3 5 *5 7 *8 8 8
3	WALKER Samuel (ENG)	*0 2 *4 5 *5 5 *7 8 *8 10 *10 10 *11 12 13
	GNANASEKARAN Sathiyam (IND)	0 *0 0 *1 3 *5 5 *6 8 *8 10 *11 11 *11 11
4	WALKER Samuel (ENG)	0 *1 1 *1 3 *5 6 *7 7 *8 10 *10 11 *11 12 *13 13
	GNANASEKARAN Sathiyam (IND)	*0 1 *3 5 *5 5 *6 7 *9 10 *10 11 *11 12 *12 12 *13
		*14 14 *14 15 *16 17
		13 *14 15 *15 15 15

NOTES

The "Greatest deficit overcome" only applies when the player ends up winning the game.

LEGEND

MS Men's Singles **No.** Number * Server



Match Results

ARUNA Quadri (NGR) 4-0 ACHANTA Sharath (IND)

Game Summary		Match	Game 1	Game 2	Game 3	Game 4	Game 5	Game 6	Game 7
ARUNA Quadri	NGR	4	12	11	11	11			
ACHANTA Sharath	IND	0	10	9	9	7			
Duration:		34min	8min	8min	8min	7min			

Match No.: MS121 Table: 1

Umpires: WILLIAMS Jackie (WAL) ANS Erica (CAN)

Player Statistics	ARUNA Quadri (NGR)							Match	ACHANTA Sharath (IND)							Match	
	Game								Game								
	1	2	3	4	5	6	7		1	2	3	4	5	6	7		
Points won	12	11	11	11				45	10	9	9	7					35
Biggest lead	3	5	2	4				5	2	-	2	-					2
Points won on own serve	7	6	5	8				26	6	5	4	5					20
Points lost on own serve	4	4	5	2				15	5	5	6	3					19
Most consecutive points won	4	3	4	2				4	3	4	4	2					4
Greatest deficit overcome	2	-	2	-				2	-	-	-	-					-
Handedness/Grip	Right/								Right/								

Game/Match Statistics	Game							Match
	1	2	3	4	5	6	7	
Longest rally (strokes)	12	15	10	8				15
Average rally	5	5	5	4				5

Game Progress

1	ARUNA Quadri (NGR)	0	*1	3	*4	5	*5	6	*6	8	*10	10	*11	12
	ACHANTA Sharath (IND)	*0	1	*1	2	*3	5	*6	8	*8	8	*10	10	10
2	ARUNA Quadri (NGR)	*0	2	*3	3	*4	6	*7	9	*10	10	11		
	ACHANTA Sharath (IND)	0	*0	1	*3	4	*4	5	*5	6	*8	9		
3	ARUNA Quadri (NGR)	0	*1	2	*4	4	*4	6	*7	7	*9	11		
	ACHANTA Sharath (IND)	*0	1	*2	2	*4	6	*6	7	*9	9	9		
4	ARUNA Quadri (NGR)	*0	2	*2	4	*5	6	*7	8	*9	11			
	ACHANTA Sharath (IND)	0	*0	2	*2	3	*4	5	*6	7	7			

NOTES

The "Greatest deficit overcome" only applies when the player ends up winning the game.

LEGEND

MS Men's Singles No. Number * Server



Match Results

GAO Ning (SGP) 4-0 WALKER Samuel (ENG)

Game Summary		Match	Game 1	Game 2	Game 3	Game 4	Game 5	Game 6	Game 7
GAO Ning	SGP	4	11	11	13	11			
WALKER Samuel	ENG	0	5	5	11	4			
Duration:		33min	6min	6min	12min	6min			

Match No.: MS122 Table: 1

Umpires: MUGWANYA Ronald (UGA) JEFFRESS Anthony (AUS)

Player Statistics	GAO Ning (SGP)							Match	WALKER Samuel (ENG)							Match
	Game								Game							
	1	2	3	4	5	6	7		1	2	3	4	5	6	7	
Points won	11	11	13	11				46	5	5	11	4				25
Biggest lead	6	6	4	7				7	-	1	1	2				2
Points won on own serve	5	5	8	5				23	2	2	7	1				12
Points lost on own serve	3	3	4	2				12	6	6	5	6				23
Most consecutive points won	3	4	4	9				9	1	2	4	2				4
Greatest deficit overcome	-	1	1	2				2	-	-	-	-				-
Handedness/Grip	/								Right/							

Game/Match Statistics	Game							Match
	1	2	3	4	5	6	7	
Longest rally (strokes)	14	14	27	11				27
Average rally	6	6	6	6				6

Game Progress

1	GAO Ning (SGP)	0	*2	3	*5	6	*7	9	*10	11							
	WALKER Samuel (ENG)	*0	0	*1	1	*2	3	*3	4	5							
2	GAO Ning (SGP)	*0	1	*2	3	*5	6	*7	9	11							
	WALKER Samuel (ENG)	0	*1	2	*3	3	*4	5	*5	5							
3	GAO Ning (SGP)	0	*1	3	*4	6	*6	8	*8	8	*9	10	*11	11	*12	13	
	WALKER Samuel (ENG)	*0	1	*1	2	*2	4	*4	6	*8	9	*10	10	*11	11	11	
4	GAO Ning (SGP)	0	0	*2	4	*6	8	*9	10	11							
	WALKER Samuel (ENG)	0	*2	2	*2	2	*2	3	*4	4							

NOTES

The "Greatest deficit overcome" only applies when the player ends up winning the game.

LEGEND

MS Men's Singles **No.** Number * Server



Match Results

ACHANTA Sharath (IND) 4-1 WALKER Samuel (ENG)

Game Summary		Match	Game 1	Game 2	Game 3	Game 4	Game 5	Game 6	Game 7
ACHANTA Sharath	IND	4	11	11	9	11	12		
WALKER Samuel	ENG	1	7	9	11	6	10		
Duration:		46min	6min	8min	9min	9min	9min		

Match No.: MS124 Table: 1

Umpires: CHAN Cheryl (SGP) CHAN Kameron (AUS)

Player Statistics	ACHANTA Sharath (IND)							Match	WALKER Samuel (ENG)							Match
	Game								Game							
	1	2	3	4	5	6	7		1	2	3	4	5	6	7	
Points won	11	11	9	11	12			54	7	9	11	6	10			43
Biggest lead	4	2	2	5	4			5	-	1	2	-	1			2
Points won on own serve	6	7	5	3	6			27	3	6	6	1	5			21
Points lost on own serve	4	3	5	5	5			22	5	4	4	8	6			27
Most consecutive points won	4	3	3	3	4			4	3	3	4	2	4			4
Greatest deficit overcome	-	1	-	-	1			1	-	-	2	-	-			2
Handedness/Grip	Right/								Right/							

Game/Match Statistics	Game							Match
	1	2	3	4	5	6	7	
Longest rally (strokes)	8	12	8	14	13			14
Average rally	4	5	4	7	5			5

Game Progress

1	ACHANTA Sharath (IND)	*0	2	*4	4	*5	6	*6	7	*9	11
	WALKER Samuel (ENG)	0	*0	0	*2	3	*4	6	*7	7	7
2	ACHANTA Sharath (IND)	0	*1	3	*4	5	*5	6	*8	9	*9 11
	WALKER Samuel (ENG)	*0	1	*1	2	*3	5	*6	6	*7	9 9
3	ACHANTA Sharath (IND)	*0	1	*2	3	*3	5	*6	7	*9	9 9
	WALKER Samuel (ENG)	0	*1	2	*3	5	*5	6	*7	7	*9 11
4	ACHANTA Sharath (IND)	0	*2	3	*5	5	*6	7	*9	10	11
	WALKER Samuel (ENG)	*0	0	*1	1	*3	4	*5	5	*6	6
5	ACHANTA Sharath (IND)	*0	1	*3	4	*5	6	*7	9	*9	9 *10 11 12
	WALKER Samuel (ENG)	0	*1	1	*2	3	*4	5	*5	7	*9 10 *10 10

NOTES

The "Greatest deficit overcome" only applies when the player ends up winning the game.

LEGEND

MS Men's Singles **No.** Number * Server



Match Results

GAO Ning (SGP) 4-2 ARUNA Quadri (NGR)

Game Summary		Match	Game 1	Game 2	Game 3	Game 4	Game 5	Game 6	Game 7
GAO Ning	SGP	4	11	11	5	3	11	11	
ARUNA Quadri	NGR	2	7	8	11	11	9	5	
Duration:		48min	6min	6min	6min	6min	10min	9min	

Match No.: MS123 Table: 1

Umpires: PATANE Mark (AUS) FRANSMAN Claire (RSA)

Player Statistics	GAO Ning (SGP)							Match	ARUNA Quadri (NGR)							Match
	Game								Game							
	1	2	3	4	5	6	7		1	2	3	4	5	6	7	
Points won	11	11	5	3	11	11		52	7	8	11	11	9	5		51
Biggest lead	5	3	1	1	2	6		6	-	1	6	8	2	1		8
Points won on own serve	7	7	3	2	6	5		30	4	6	6	7	6	2		31
Points lost on own serve	3	2	5	4	3	3		20	4	4	2	1	4	6		21
Most consecutive points won	4	2	2	1	3	6		6	3	2	7	6	3	3		7
Greatest deficit overcome	-	1	-	-	2	1		2	-	-	1	1	-	-		1
Handedness/Grip	/								Right/							

Game/Match Statistics	Game							Match
	1	2	3	4	5	6	7	
Longest rally (strokes)	8	11	10	15	15	15		15
Average rally	4	5	5	6	5	6		5

Game Progress

1	GAO Ning (SGP)	*0 2 *2 4 *6 6 *7 9 *10 11
	ARUNA Quadri (NGR)	0 *0 2 *2 2 *4 5 *5 6 7
2	GAO Ning (SGP)	0 *1 2 *3 4 *5 7 *7 9 *10 11
	ARUNA Quadri (NGR)	*0 1 *2 3 *4 5 *5 7 *7 8 8
3	GAO Ning (SGP)	*0 1 *2 3 *4 5 *5 5 5
	ARUNA Quadri (NGR)	0 *1 2 *3 4 *5 7 *9 11
4	GAO Ning (SGP)	0 *1 2 *2 3 *3 3 3
	ARUNA Quadri (NGR)	*0 1 *2 4 *5 7 *9 11
5	GAO Ning (SGP)	0 1 *2 4 *4 5 *5 7 *8 9 11
	ARUNA Quadri (NGR)	0 *1 2 *2 4 *5 7 *7 8 *9 9
6	GAO Ning (SGP)	0 *1 2 *4 6 *7 7 *9 11
	ARUNA Quadri (NGR)	*0 1 *2 2 *2 3 *5 5 5

NOTES

The "Greatest deficit overcome" only applies when the player ends up winning the game.

LEGEND

MS Men's Singles **No.** Number * Server



Entry List by Event

As of TUE 10 APR 2018

CGA	Name	Date of Birth	Commonwealth Ranking
AUS - Australia	FENG Tracy	23 MAR 1988	16
	LAY Jian Fang	6 MAR 1973	5
	TAPPER Melissa	1 MAR 1990	14
CAN - Canada	COTE Alicia	14 DEC 1999	25
	YEUNG Justina	17 JUL 1999	35
	ZHANG Mo	17 JAN 1989	2
ENG - England	HO Tin-Tin	3 SEP 1998	10
	PAYET Denise	6 JUL 2001	38
	SIBLEY Kelly	21 MAY 1988	12
FIJ - Fiji	LI Xuan	28 MAR 1994	37
	YEE Grace	1 MAY 2002	17
	YEE Sally	10 APR 2001	19
GHA - Ghana	BAAH-DANSO Celia	24 JUN 1992	33
	KWABI Cynthia	30 JUL 1993	
GUY - Guyana	CUMMINGS Natalie	13 APR 1989	39
	GREAVES Priscilla	19 JUN 1999	41
	LOWE Trenace	10 MAR 1991	30
IND - India	BATRA Manika	15 JUN 1995	4
	DAS Mouma	24 FEB 1984	6
	PATKAR Madhurika	10 APR 1987	9
KEN - Kenya	THAKKAR Sejal	5 MAY 1975	43
MAS - Malaysia	CHANG Li Sian Alice	19 OCT 2000	30
	HO Ying	9 MAY 1995	27
	LYNE Karen	2 AUG 2002	
MRI - Mauritius	HO WAN KAU Elodie	24 JUL 1998	
	KINOO Ruqayyah	21 MAY 1999	
	RAMASAWMY Sanjana Alix	21 AUG 1993	
PAK - Pakistan	ALI Hareem Anwar	8 MAR 2000	
	KHAN Fatima	2 MAR 2001	
SEY - Seychelles	BRISTOL Christy	24 DEC 1994	18
SGP - Singapore	FENG Tianwei	31 AUG 1986	1
	YU Mengyu	18 AUG 1989	3
	ZHOU Yihan	30 JAN 1994	8



Entry List by Event

As of TUE 10 APR 2018

CGA	Name	Date of Birth	Commonwealth Ranking
SKN - Saint Kitts & Nevis	FREEMAN Angelisa	27 JUN 1995	40
SOL - Solomon Islands	SIFI Lalmah	28 FEB 1997	
SRI - Sri Lanka	KAPUGEEKIYANA Hansani	23 MAY 2000	30
	MADURANGI Ishara	27 MAY 1990	28
	WARUSAWITHANA Erandi	6 JAN 1995	24
TAN - Tanzania	MWAISYULA Neema	1 AUG 1991	
	PAZI Fathiya	2 JUL 1995	
TTO - Trinidad and Tobago	CHUNG Rheann	27 MAR 1985	41
TUV - Tuvalu	KATEPU Brenda	5 JUL 2001	
UGA - Uganda	NAMBOZO Halima	26 APR 1998	
VAN - Vanuatu	LULU Anolyn	3 JAN 1979	34
	QWEA Stephanie	16 APR 1994	19
	TOMMY Priscilla	23 MAY 1989	19
WAL - Wales	CAREY Charlotte	11 JUN 1996	11
	HURSEY Anna	22 JUN 2006	36
	THOMAS Chloe	23 APR 1994	26



Draw

GROUP 1

Name	CGA	TOMMY P	PAZI F	KATEPU B	Match Points	Rk
TOMMY Priscilla	VAN		10 APR 18:30	10 APR 9:30		
PAZI Fathiya	TAN	10 APR 18:30		10 APR 12:10		
KATEPU Brenda	TUV	10 APR 9:30	10 APR 12:10			

GROUP 2

Name	CGA	QWEA S	THAKKAR S	HO WAN KAU E	Match Points	Rk
QWEA Stephanie	VAN		10 APR 18:30	10 APR 9:30		
THAKKAR Sejal	KEN	10 APR 18:30		10 APR 12:10		
HO WAN KAU Elodie	MRI	10 APR 9:30	10 APR 12:10			

GROUP 3

Name	CGA	WARUSAWITHANA E	CHUNG R	KWABI C	Match Points	Rk
WARUSAWITHANA Erandi	SRI		10 APR 18:30	10 APR 9:30		
CHUNG Rheann	TTO	10 APR 18:30		10 APR 12:10		
KWABI Cynthia	GHA	10 APR 9:30	10 APR 12:10			

GROUP 4

Name	CGA	COTE A	GREAVES P	RAMASAWMY SA	Match Points	Rk
COTE Alicia	CAN		10 APR 19:10	10 APR 10:10		
GREAVES Priscilla	GUY	10 APR 19:10		10 APR 12:50		
RAMASAWMY Sanjana Alix	MRI	10 APR 10:10	10 APR 12:50			



Draw

GROUP 5

Name	CGA	THOMAS C	FREEMAN A	KHAN F	Match Points	Rk
THOMAS Chloe	WAL		10 APR 19:10	10 APR 10:10		
FREEMAN Angelisa	SKN	10 APR 19:10		10 APR 12:50		
KHAN Fatima	PAK	10 APR 10:10	10 APR 12:50			

GROUP 6

Name	CGA	HO Y	CUMMINGS N	MWAISYULA N	Match Points	Rk
HO Ying	MAS		10 APR 19:10	10 APR 10:10		
CUMMINGS Natalie	GUY	10 APR 19:10		10 APR 12:50		
MWAISYULA Neema	TAN	10 APR 10:10	10 APR 12:50			

GROUP 7

Name	CGA	MADURANGI I	PAYET D	KINOO R	Match Points	Rk
MADURANGI Ishara	SRI		10 APR 19:10	10 APR 10:10		
PAYET Denise	ENG	10 APR 19:10		10 APR 12:50		
KINOO Ruqayyah	MRI	10 APR 10:10	10 APR 12:50			

GROUP 8

Name	CGA	LOWE T	LI X	LYNE K	Match Points	Rk
LOWE Trenace	GUY		10 APR 19:50	10 APR 10:50		
LI Xuan	FIJ	10 APR 19:50		10 APR 17:10		
LYNE Karen	MAS	10 APR 10:50	10 APR 17:10			



Draw

GROUP 9

Name	CGA	CHANG LSA	HURSEY A	NAMBOZO H	Match Points	Rk
CHANG Li Sian Alice	MAS		10 APR 19:50	10 APR 10:50		
HURSEY Anna	WAL	10 APR 19:50		10 APR 17:10		
NAMBOZO Halima	UGA	10 APR 10:50	10 APR 17:10			

GROUP 10

Name	CGA	KAPUGEEKIYANA H	YEUNG J	ALI HA	Match Points	Rk
KAPUGEEKIYANA Hansani	SRI		10 APR 19:50	10 APR 10:50		
YEUNG Justina	CAN	10 APR 19:50		10 APR 17:10		
ALI Hareem Anwar	PAK	10 APR 10:50	10 APR 17:10			

GROUP 11

Name	CGA	BAAH-DANSO C	LULU A	SIFI L	Match Points	Rk
BAAH-DANSO Celia	GHA		10 APR 19:50	10 APR 10:50		
LULU Anolyn	VAN	10 APR 19:50		10 APR 17:10		
SIFI Lalmah	SOL	10 APR 10:50	10 APR 17:10			

LEGEND

Rk Rank WS Women's Singles




Draw

QUALIFIED FROM GROUPS				
Group	Rk	Name	CGA	Match Points
1	1	TOMMY Priscilla	VAN	4
2	1	HO WAN KAU Elodie	MRI	4
3	1	CHUNG Rheann	TTO	4
4	1	COTE Alicia	CAN	4
5	1	THOMAS Chloe	WAL	4
6	1	HO Ying	MAS	4
7	1	PAYET Denise	ENG	4
8	1	LYNE Karen	MAS	4
9	1	CHANG Li Sian Alice	MAS	4
10	1	KAPUGEEKIYANA Hansani	SRI	4
11	1	BAAH-DANSO Celia	GHA	4

DIRECT ENTRIES		
Seed	Name	CGA
1	FENG Tianwei	SGP
2	ZHANG Mo	CAN
3	YU Mengyu	SGP
4	BATRA Manika	IND
5	LAY Jian Fang	AUS
6	DAS Mouma	IND
7	ZHOU Yihan	SGP
8	PATKAR Madhurika	IND
9	HO Tin-Tin	ENG
10	CAREY Charlotte	WAL
11	SIBLEY Kelly	ENG
12	TAPPER Melissa	AUS
13	FENG Tracy	AUS
14	YEE Grace	FIJ
15	BRISTOL Christy	SEY
16	YEE Sally	FIJ



Draw



LEGEND
(x) (Seeding number 1 to 16)



Match Results

TOMMY Priscilla (VAN) 4-0 KATEPU Brenda (TUV)

Game Summary		Match	Game 1	Game 2	Game 3	Game 4	Game 5	Game 6	Game 7
TOMMY Priscilla	VAN	4	11	11	11	11			
KATEPU Brenda	TUV	0	0	6	3	3			
Duration:		17min	3min	4min	4min	4min			

Match No.: WS1 Table: 6

Umpires: ALMASI William (AUS) NOMURA Nanako (AUS)

Player Statistics	TOMMY Priscilla (VAN)							Match	KATEPU Brenda (TUV)							Match
	Game								Game							
	1	2	3	4	5	6	7		1	2	3	4	5	6	7	
Points won	11	11	11	11				44	0	6	3	3				12
Biggest lead	11	5	8	8				11	-	1	-	1				1
Points won on own serve	5	4	6	7				22	0	1	3	2				6
Points lost on own serve	0	5	0	1				6	6	7	5	4				22
Most consecutive points won	11	4	4	6				11	0	2	2	1				2
Greatest deficit overcome	-	1	-	1				1	-	-	-	-				-
Handedness/Grip	Right/								Right/							

Game/Match Statistics	Game							Match
	1	2	3	4	5	6	7	
Longest rally (strokes)	17	9	15	12				17
Average rally	5	5	6	5				5

Game Progress

1	TOMMY Priscilla (VAN)	0	*2	4	*6	8	*10	11				
	KATEPU Brenda (TUV)	*0	0	*0	0	*0	0	0				
2	TOMMY Priscilla (VAN)	*0	1	*3	3	*4	5	*7	8	*10	11	
	KATEPU Brenda (TUV)	0	*1	1	*3	4	*5	5	*6	6	6	
3	TOMMY Priscilla (VAN)	0	*2	4	*5	7	*7	9	11			
	KATEPU Brenda (TUV)	*0	0	*0	1	*1	3	*3	3			
4	TOMMY Priscilla (VAN)	*0	1	*2	4	*5	7	*9	11			
	KATEPU Brenda (TUV)	0	*1	2	*2	3	*3	3	3			

NOTES

The "Greatest deficit overcome" only applies when the player ends up winning the game.

LEGEND

No. Number **WS** Women's Singles * Server



Match Results

PAZI Fathiya (TAN) 4-0 KATEPU Brenda (TUV)

Game Summary		Match	Game 1	Game 2	Game 3	Game 4	Game 5	Game 6	Game 7
PAZI Fathiya	TAN	4	11	11	17	14			
KATEPU Brenda	TUV	0	8	6	15	12			
Duration:		24min	4min	4min	8min	6min			

Match No.: WS22 Table: 4

Umpires: PURCELL Tom (ENG) JUTLE Harry (ENG)

Player Statistics	PAZI Fathiya (TAN)							Match	KATEPU Brenda (TUV)							Match	
	Game								Game								
	1	2	3	4	5	6	7		1	2	3	4	5	6	7		
Points won	11	11	17	14				53	8	6	15	12					41
Biggest lead	4	5	2	2				5	-	3	2	3					3
Points won on own serve	7	6	9	7				29	6	3	8	6					23
Points lost on own serve	2	3	7	6				18	4	5	8	7					24
Most consecutive points won	3	6	4	3				6	2	3	3	2					3
Greatest deficit overcome	-	3	2	3				3	-	-	-	-					-
Handedness/Grip	Right/								Right/								

Game/Match Statistics	Game							Match
	1	2	3	4	5	6	7	
Longest rally (strokes)	6	6	8	7				8
Average rally	3	3	3	3				3

Game Progress

1	PAZI Fathiya (TAN)	0	*1	3	*4	5	*6	7	*8	10	*10	11						
	KATEPU Brenda (TUV)	*0	1	*1	2	*3	4	*5	6	*6	8	8						
2	PAZI Fathiya (TAN)	*0	0	*1	2	*3	5	*6	8	*10	11							
	KATEPU Brenda (TUV)	0	*2	3	*4	5	*5	6	*6	6	6							
3	PAZI Fathiya (TAN)	0	*1	2	*3	3	*5	7	*8	8	*9	10	*10	11	*11	12	*12	13
	KATEPU Brenda (TUV)	*0	1	*2	3	*5	5	*5	6	*8	9	*10	11	*11	12	*12	13	*13
				*13	14	*15	15	*16	17									
				14	*14	14	*15	15	15									
4	PAZI Fathiya (TAN)	*0	0	*1	2	*3	5	*6	7	*8	9	*10	11	*11	11	*12	13	14
	KATEPU Brenda (TUV)	0	*2	3	*4	5	*5	6	*7	8	*9	10	*10	11	*12	12	*12	12

NOTES

The "Greatest deficit overcome" only applies when the player ends up winning the game.

LEGEND

No. Number WS Women's Singles * Server



Match Results

TOMMY Priscilla (VAN) 4-0 PAZI Fathiya (TAN)

Game Summary		Match	Game 1	Game 2	Game 3	Game 4	Game 5	Game 6	Game 7
TOMMY Priscilla	VAN	4	12	12	11	11			
PAZI Fathiya	TAN	0	10	10	6	2			
Duration:		21min	5min	5min	4min	3min			

Match No.: WS23 Table: 2

Umpires: WILLIAMS Jackie (WAL) FELIX Marguerita (BAR)

Player Statistics	TOMMY Priscilla (VAN)							Match	PAZI Fathiya (TAN)							Match
	Game								Game							
	1	2	3	4	5	6	7		1	2	3	4	5	6	7	
Points won	12	12	11	11				46	10	10	6	2				28
Biggest lead	4	2	5	9				9	2	3	1	-				3
Points won on own serve	8	7	6	4				25	7	6	3	0				16
Points lost on own serve	3	4	3	2				12	4	5	5	6				20
Most consecutive points won	3	5	5	7				7	6	4	2	1				6
Greatest deficit overcome	2	3	1	-				3	-	-	-	-				-
Handedness/Grip	Right/								Right/							

Game/Match Statistics	Game							Match
	1	2	3	4	5	6	7	
Longest rally (strokes)	6	8	7	10				10
Average rally	4	4	4	4				4

Game Progress

1	TOMMY Priscilla (VAN)	*0	2	*3	5	*5	5	*5	7	*8	9	*10	11	12
	PAZI Fathiya (TAN)	0	*0	1	*1	3	*5	7	*7	8	*9	10	*10	10
2	TOMMY Priscilla (VAN)	0	*0	2	*3	4	*4	5	*7	9	*10	10	*11	12
	PAZI Fathiya (TAN)	*0	2	*2	3	*4	6	*7	7	*7	8	*10	10	10
3	TOMMY Priscilla (VAN)	*0	1	*2	4	*6	7	*8	9	*10	11			
	PAZI Fathiya (TAN)	0	*1	2	*2	2	*3	4	*5	6	6			
4	TOMMY Priscilla (VAN)	0	*2	4	*6	7	*9	10	11					
	PAZI Fathiya (TAN)	0	0	*0	0	*1	1	*2	2					

NOTES

The "Greatest deficit overcome" only applies when the player ends up winning the game.

LEGEND

No. Number **WS** Women's Singles * Server



Match Results

HO WAN KAU Elodie (MRI) 4-1 QWEA Stephanie (VAN)

Game Summary		Match	Game 1	Game 2	Game 3	Game 4	Game 5	Game 6	Game 7
HO WAN KAU Elodie	MRI	4	8	11	11	11	11		
QWEA Stephanie	VAN	1	11	6	8	8	9		
Duration:		28min	5min	4min	5min	5min	6min		

Match No.: WS2 Table: 4

Umpires: PURCELL Tom (ENG) JUTLE Harry (ENG)

Player Statistics	HO WAN KAU Elodie (MRI)							Match	QWEA Stephanie (VAN)							Match
	Game								Game							
	1	2	3	4	5	6	7		1	2	3	4	5	6	7	
Points won	8	11	11	11	11			52	11	6	8	8	9			42
Biggest lead	4	5	3	5	2			5	3	1	2	-	2			3
Points won on own serve	5	7	4	7	6			29	7	4	3	5	5			24
Points lost on own serve	4	2	5	3	4			18	3	4	7	4	5			23
Most consecutive points won	3	3	4	4	3			4	6	2	3	3	3			6
Greatest deficit overcome	-	1	2	-	2			2	4	-	-	-	-			4
Handedness/Grip	Left/								Right/							

Game/Match Statistics	Game							Match
	1	2	3	4	5	6	7	
Longest rally (strokes)	10	7	9	11	8			11
Average rally	4	4	4	5	5			4

Game Progress

1	HO WAN KAU Elodie (MRI)	0	*1	3	*4	6	*6	7	*7	7	*8	8	QWEA Stephanie (VAN)	*0	1	*1	2	*2	4	*5	7	*9	10	11
2	HO WAN KAU Elodie (MRI)	*0	1	*2	4	*5	7	*8	9	*10	11	QWEA Stephanie (VAN)	0	*1	2	*2	3	*3	4	*5	6	6		
3	HO WAN KAU Elodie (MRI)	0	*2	2	*3	3	*5	7	*8	9	*10	11	QWEA Stephanie (VAN)	*0	0	*2	3	*5	5	*5	6	*7	8	8
4	HO WAN KAU Elodie (MRI)	*0	2	*3	5	*6	6	*7	8	*8	10	11	QWEA Stephanie (VAN)	0	*0	1	*1	2	*4	5	*6	8	*8	8
5	HO WAN KAU Elodie (MRI)	0	*1	1	*3	4	*5	6	*6	8	*9	11	QWEA Stephanie (VAN)	*0	1	*3	3	*4	5	*6	8	*8	9	9

NOTES

The "Greatest deficit overcome" only applies when the player ends up winning the game.

LEGEND

No. Number WS Women's Singles * Server



Match Results

HO WAN KAU Elodie (MRI) 4-0 THAKKAR Sejal (KEN)

Game Summary		Match	Game 1	Game 2	Game 3	Game 4	Game 5	Game 6	Game 7
HO WAN KAU Elodie	MRI	4	11	11	11	11			
THAKKAR Sejal	KEN	0	5	6	9	4			
Duration:		24min	5min	5min	6min	5min			

Match No.: WS21 Table: 1

Umpires: ABDULLAH Diana (MAS) LIM Lim Ee Koon (MAS)

Player Statistics	HO WAN KAU Elodie (MRI)							Match	THAKKAR Sejal (KEN)							Match
	Game								Game							
	1	2	3	4	5	6	7		1	2	3	4	5	6	7	
Points won	11	11	11	11				44	5	6	9	4				24
Biggest lead	6	5	4	7				7	3	1	1	2				3
Points won on own serve	5	6	5	7				23	2	4	4	4				14
Points lost on own serve	3	2	5	0				10	6	5	6	4				21
Most consecutive points won	6	4	5	6				6	3	2	3	2				3
Greatest deficit overcome	3	1	1	2				3	-	-	-	-				-
Handedness/Grip	Left/								Right/							

Game/Match Statistics	Game							Match
	1	2	3	4	5	6	7	
Longest rally (strokes)	12	4	8	8				13
Average rally	4	3	4	3				4

Game Progress

1	HO WAN KAU Elodie (MRI)	*0	0	*1	2	*4	6	*7	9	11	
	THAKKAR Sejal (KEN)	0	*2	3	*4	4	*4	5	*5	5	
2	HO WAN KAU Elodie (MRI)	0	*1	2	*3	4	*5	7	*8	11	
	THAKKAR Sejal (KEN)	*0	1	*2	3	*4	5	*5	6	*6	
3	HO WAN KAU Elodie (MRI)	*0	1	*2	4	*6	6	*7	8	*9	11
	THAKKAR Sejal (KEN)	0	*1	2	*2	2	*4	5	*6	7	*8
4	HO WAN KAU Elodie (MRI)	0	*0	2	*3	5	*6	8	*10	11	
	THAKKAR Sejal (KEN)	*0	2	*2	3	*3	4	*4	4	4	

NOTES

The "Greatest deficit overcome" only applies when the player ends up winning the game.

LEGEND

No. Number WS Women's Singles * Server



Match Results

THAKKAR Sejal (KEN) 4-1 QWEA Stephanie (VAN)

Game Summary		Match	Game 1	Game 2	Game 3	Game 4	Game 5	Game 6	Game 7
THAKKAR Sejal	KEN	4	11	9	11	11	11		
QWEA Stephanie	VAN	1	6	11	7	6	9		
Duration:		29min	4min	5min	5min	5min	7min		

Match No.: WS24 Table: 5

Umpires: MOORE Alan (NZL) MACKEY John (ENG)

Player Statistics	THAKKAR Sejal (KEN)							Match	QWEA Stephanie (VAN)							Match
	Game								Game							
	1	2	3	4	5	6	7		1	2	3	4	5	6	7	
Points won	11	9	11	11	11			53	6	11	7	6	9			39
Biggest lead	5	3	4	5	4			5	-	2	3	-	1			3
Points won on own serve	7	4	5	7	7			30	4	6	2	5	6			23
Points lost on own serve	2	5	5	1	3			16	4	5	6	4	4			23
Most consecutive points won	3	3	7	4	3			7	2	4	3	2	5			5
Greatest deficit overcome	-	-	3	-	1			3	-	3	-	-	-			3
Handedness/Grip	Right/								Right/							

Game/Match Statistics	Game							Match
	1	2	3	4	5	6	7	
Longest rally (strokes)	10	12	15	22	15			22
Average rally	4	5	4	6	6			5

Game Progress

1	THAKKAR Sejal (KEN)	*0	2	*3	4	*5	6	*7	9	*10	11	QWEA Stephanie (VAN)	0	*0	1	*2	3	*4	5	*5	6	6		
2	THAKKAR Sejal (KEN)	0	1	3	*4	5	*6	7	*8	9	*9	9	QWEA Stephanie (VAN)	*0	*1	*1	2	*3	4	*5	6	*7	9	11
3	THAKKAR Sejal (KEN)	*0	0	*2	2	*3	5	*7	9	*10	11	QWEA Stephanie (VAN)	0	*2	2	*4	5	*5	5	*5	6	7		
4	THAKKAR Sejal (KEN)	0	*1	3	*4	5	*5	7	*8	10	11	QWEA Stephanie (VAN)	*0	1	*1	2	*3	5	*5	6	*6	6		
5	THAKKAR Sejal (KEN)	*0	2	*3	4	*5	7	*7	7	*8	10	11	QWEA Stephanie (VAN)	0	*0	1	*2	3	*3	5	*7	8	*8	9

NOTES

The "Greatest deficit overcome" only applies when the player ends up winning the game.

LEGEND

No. Number WS Women's Singles * Server



Match Results

WARUSAWITHANA Erandi (SRI) 4-0 KWABI Cynthia (GHA)

Game Summary		Match	Game 1	Game 2	Game 3	Game 4	Game 5	Game 6	Game 7
WARUSAWITHANA Erandi	SRI	4	11	11	11	11			
KWABI Cynthia	GHA	0	8	8	4	5			
Duration:		19min	5min	4min	3min	4min			

Match No.: WS3 Table: 2

Umpires: WHITAKER Jonathan (SCO) ARINYE Cecilia (NGR)

Player Statistics	WARUSAWITHANA Erandi (SRI)							Match	KWABI Cynthia (GHA)							Match
	Game								Game							
	1	2	3	4	5	6	7		1	2	3	4	5	6	7	
Points won	11	11	11	11				44	8	8	4	5				25
Biggest lead	6	3	7	6				7	1	1	1	1				1
Points won on own serve	6	6	5	7				24	4	5	1	4				14
Points lost on own serve	4	3	3	1				11	5	5	6	4				20
Most consecutive points won	6	3	6	4				6	4	2	1	2				4
Greatest deficit overcome	1	1	1	1				1	-	-	-	-				-
Handedness/Grip	/								Right/							

Game/Match Statistics	Game							Match
	1	2	3	4	5	6	7	
Longest rally (strokes)	6	8	6	8				8
Average rally	4	4	3	3				4

Game Progress

1	WARUSAWITHANA Erandi (SRI)	*0	1	*3	5	*6	8	*9	9	*9	10	11
	KWABI Cynthia (GHA)	0	*1	1	*1	2	*2	3	*5	7	*8	8
2	WARUSAWITHANA Erandi (SRI)	0	*1	2	*3	4	*5	6	*7	9	*10	11
	KWABI Cynthia (GHA)	*0	1	*2	3	*4	5	*6	7	*7	8	8
3	WARUSAWITHANA Erandi (SRI)	*0	1	*3	4	*6	8	*9	10	11		
	KWABI Cynthia (GHA)	0	*1	1	*2	2	*2	3	*4	4		
4	WARUSAWITHANA Erandi (SRI)	0	*1	2	*4	6	*6	8	*9	11		
	KWABI Cynthia (GHA)	*0	1	*2	2	*2	4	*4	5	5		

NOTES

The "Greatest deficit overcome" only applies when the player ends up winning the game.

LEGEND

No. Number WS Women's Singles * Server



Match Results

CHUNG Rheann (TTO) 4-0 KWABI Cynthia (GHA)

Game Summary		Match	Game 1	Game 2	Game 3	Game 4	Game 5	Game 6	Game 7
CHUNG Rheann	TTO	4	11	11	13	11			
KWABI Cynthia	GHA	0	4	2	11	3			
Duration:		16min	3min	3min	4min	3min			

Match No.: WS20 Table: 6

Umpires: ALMASI William (AUS) NOMURA Nanako (AUS)

Player Statistics	CHUNG Rheann (TTO)							Match	KWABI Cynthia (GHA)							Match
	Game								Game							
	1	2	3	4	5	6	7		1	2	3	4	5	6	7	
Points won	11	11	13	11				46	4	2	11	3				20
Biggest lead	7	9	2	8				9	-	-	4	-				4
Points won on own serve	5	6	11	6				28	2	1	10	2				15
Points lost on own serve	2	1	1	1				5	6	5	2	4				17
Most consecutive points won	3	9	3	4				9	2	1	3	1				3
Greatest deficit overcome	-	-	4	-				4	-	-	-	-				-
Handedness/Grip	Right/								Right/							

Game/Match Statistics	Game							Match
	1	2	3	4	5	6	7	
Longest rally (strokes)	16	7	6	8				16
Average rally	4	4	3	4				4

Game Progress

1	CHUNG Rheann (TTO)	0	*2	3	*5	6	*7	9	*10	11							
	KWABI Cynthia (GHA)	*0	0	*1	1	*2	3	*3	4	4							
2	CHUNG Rheann (TTO)	*0	2	*4	6	*8	9	*10	11								
	KWABI Cynthia (GHA)	0	*0	0	*0	0	*1	2	2								
3	CHUNG Rheann (TTO)	0	*0	1	*1	3	*3	5	*6	8	*8	10	*10	11	*12	13	
	KWABI Cynthia (GHA)	*0	2	*3	5	*5	7	*7	8	*8	10	*10	11	*11	11	11	
4	CHUNG Rheann (TTO)	0	2	*3	5	*7	8	*9	11								
	KWABI Cynthia (GHA)	0	*0	1	*1	1	*2	3	3								

NOTES

The "Greatest deficit overcome" only applies when the player ends up winning the game.

LEGEND

No. Number WS Women's Singles * Server



Match Results

CHUNG Rheann (TTO) 4-0 WARUSAWITHANA Erandi (SRI)

Game Summary		Match	Game 1	Game 2	Game 3	Game 4	Game 5	Game 6	Game 7
CHUNG Rheann	TTO	4	11	11	11	11			
WARUSAWITHANA Erandi	SRI	0	8	3	4	7			
Duration:		18min	5min	3min	3min	5min			

Match No.: WS25 Table: 3

Umpires: BOYTON Graham (AUS) MILLER Samuel (AUS)

Player Statistics	CHUNG Rheann (TTO)							Match	WARUSAWITHANA Erandi (SRI)							Match
	Game								Game							
	1	2	3	4	5	6	7		1	2	3	4	5	6	7	
Points won	11	11	11	11				44	8	3	4	7				22
Biggest lead	4	8	7	5				8	-	-	-	-				-
Points won on own serve	5	7	6	5				23	4	2	3	3				12
Points lost on own serve	4	1	1	4				10	6	4	5	5				20
Most consecutive points won	4	7	4	5				7	4	2	1	5				5
Greatest deficit overcome	-	-	-	-				-	-	-	-	-				-
Handedness/Grip	Right/								/							

Game/Match Statistics	Game							Match
	1	2	3	4	5	6	7	
Longest rally (strokes)	13	7	12	10				13
Average rally	6	4	4	5				5

Game Progress

1	CHUNG Rheann (TTO)	0	*2	4	*4	4	*6	7	*8	9	*10	11
	WARUSAWITHANA Erandi (SRI)	*0	0	*0	2	*4	4	*5	6	*7	8	8
2	CHUNG Rheann (TTO)	*0	2	*3	4	*5	7	*9	11			
	WARUSAWITHANA Erandi (SRI)	0	*0	1	*2	3	*3	3	3			3
3	CHUNG Rheann (TTO)	0	*1	3	*4	5	*7	9	*10	11		
	WARUSAWITHANA Erandi (SRI)	*0	1	*1	2	*3	3	*3	4	4		
4	CHUNG Rheann (TTO)	0	1	*2	4	*6	7	*7	7	*9	11	
	WARUSAWITHANA Erandi (SRI)	0	*1	2	*2	2	*3	5	*7	7	7	

NOTES

The "Greatest deficit overcome" only applies when the player ends up winning the game.

LEGEND

No. Number WS Women's Singles * Server



Match Results

COTE Alicia (CAN) 4-0 RAMASAWMY Sanjana Alix (MRI)

Game Summary		Match	Game 1	Game 2	Game 3	Game 4	Game 5	Game 6	Game 7
COTE Alicia	CAN	4	11	11	11	11			
RAMASAWMY Sanjana Alix	MRI	0	7	5	3	4			
Duration:		18min	5min	4min	4min	3min			

Match No.: WS4 Table: 1

Umpires: PATANE Mark (AUS) DINSEY Greg (AUS)

Player Statistics	COTE Alicia (CAN)							Match	RAMASAWMY Sanjana Alix (MRI)							Match
	Game								Game							
	1	2	3	4	5	6	7		1	2	3	4	5	6	7	
Points won	11	11	11	11				44	7	5	3	4				19
Biggest lead	6	6	8	8				8	-	-	-	1				1
Points won on own serve	5	5	4	6				20	4	2	1	2				9
Points lost on own serve	3	3	2	1				9	6	6	7	5				24
Most consecutive points won	6	3	6	9				9	4	1	2	2				4
Greatest deficit overcome	-	-	-	1				1	-	-	-	-				-
Handedness/Grip	Right/								Right/							

Game/Match Statistics	Game							Match
	1	2	3	4	5	6	7	
Longest rally (strokes)	10	11	8	8				11
Average rally	4	4	4	4				4

Game Progress

1	COTE Alicia (CAN)	0	*2	4	*6	6	*6	7	*8	10	11
	RAMASAWMY Sanjana Alix (MRI)	*0	0	*0	0	*2	4	*5	6	*6	7
2	COTE Alicia (CAN)	*0	1	*3	4	*5	7	*8	9	11	
	RAMASAWMY Sanjana Alix (MRI)	0	*1	1	*2	3	*3	4	*5	5	
3	COTE Alicia (CAN)	0	*2	3	*5	7	*8	9	11		
	RAMASAWMY Sanjana Alix (MRI)	*0	0	*1	1	*1	2	*3	3		
4	COTE Alicia (CAN)	0	1	*3	5	*7	9	*9	10	11	
	RAMASAWMY Sanjana Alix (MRI)	0	*1	1	*1	1	*1	3	*4	4	

NOTES

The "Greatest deficit overcome" only applies when the player ends up winning the game.

LEGEND

No. Number WS Women's Singles * Server



Match Results

RAMASAWMY Sanjana Alix (MRI) 4-1 GREAVES Priscilla (GUY)

Game Summary		Match	Game 1	Game 2	Game 3	Game 4	Game 5	Game 6	Game 7
RAMASAWMY Sanjana Alix	MRI	4	11	11	7	11	13		
GREAVES Priscilla	GUY	1	1	6	11	7	11		
Duration:		27min	3min	5min	5min	6min	7min		

Match No.: WS19 Table: 4

Umpires: PINKEWICH Marie (AUS) LAZELL Peter (AUS)

Player Statistics	RAMASAWMY Sanjana Alix (MRI)							Match	GREAVES Priscilla (GUY)							Match
	Game								Game							
	1	2	3	4	5	6	7		1	2	3	4	5	6	7	
Points won	11	11	7	11	13			53	1	6	11	7	11			36
Biggest lead	10	5	1	5	3			10	-	3	4	1	2			4
Points won on own serve	6	6	5	8	8			33	1	3	8	5	7			24
Points lost on own serve	0	3	3	1	4			11	5	5	2	3	5			20
Most consecutive points won	6	6	2	3	5			6	1	4	4	2	4			4
Greatest deficit overcome	-	3	-	1	2			3	-	-	1	-	-			1
Handedness/Grip	Right/								Right/							

Game/Match Statistics	Game							Match
	1	2	3	4	5	6	7	
Longest rally (strokes)	6	10	10	8	14			14
Average rally	4	5	5	4	5			5

Game Progress

1	RAMASAWMY Sanjana Alix (MRI)	0	*2	4	*5	7	*9	11								
	GREAVES Priscilla (GUY)	*0	0	*0	1	*1	1	1								
2	RAMASAWMY Sanjana Alix (MRI)	*0	1	*1	2	*4	5	*6	8	*10	11					
	GREAVES Priscilla (GUY)	0	*1	3	*4	4	*5	6	*6	6	6					6
3	RAMASAWMY Sanjana Alix (MRI)	0	*1	2	*2	3	*3	5	*5	6	7					
	GREAVES Priscilla (GUY)	*0	1	*2	4	*5	7	*7	9	*10	11					
4	RAMASAWMY Sanjana Alix (MRI)	0	1	*2	4	*4	6	*7	9	*10	11					
	GREAVES Priscilla (GUY)	0	*1	2	*2	4	*4	5	*5	6	7					
5	RAMASAWMY Sanjana Alix (MRI)	0	*1	2	*2	4	*6	7	*7	8	*9	10	*10	11	*12	13
	GREAVES Priscilla (GUY)	*0	1	*2	4	*4	4	*5	7	*8	9	*10	11	*11	11	11

NOTES

The "Greatest deficit overcome" only applies when the player ends up winning the game.

LEGEND

No. Number WS Women's Singles * Server



Match Results

COTE Alicia (CAN) 4-0 GREAVES Priscilla (GUY)

Game Summary		Match	Game 1	Game 2	Game 3	Game 4	Game 5	Game 6	Game 7
COTE Alicia	CAN	4	11	11	11	11			
GREAVES Priscilla	GUY	0	5	5	4	3			
Duration:		15min	4min	4min	3min	3min			

Match No.: WS26 Table: 3

Umpires: ABDULLAH Diana (MAS) LIM Lim Ee Koon (MAS)

Player Statistics	COTE Alicia (CAN)							Match	GREAVES Priscilla (GUY)							Match
	Game								Game							
	1	2	3	4	5	6	7		1	2	3	4	5	6	7	
Points won	11	11	11	11				44	5	5	4	3				17
Biggest lead	6	6	7	8				8	2	-	-	1				2
Points won on own serve	4	7	6	4				21	1	4	2	1				8
Points lost on own serve	4	1	2	2				9	7	4	5	7				23
Most consecutive points won	5	3	3	6				6	2	2	1	1				2
Greatest deficit overcome	2	-	-	1				2	-	-	-	-				-
Handedness/Grip	Right/								Right/							

Game/Match Statistics	Game							Match
	1	2	3	4	5	6	7	
Longest rally (strokes)	11	9	6	11				11
Average rally	5	5	3	5				4

Game Progress

1	COTE Alicia (CAN)	*0	0	*1	3	*5	6	*8	9	11
	GREAVES Priscilla (GUY)	0	*2	3	*3	3	*4	4	*5	5
2	COTE Alicia (CAN)	0	*2	3	*4	6	*6	8	*9	11
	GREAVES Priscilla (GUY)	*0	0	*1	2	*2	4	*4	5	5
3	COTE Alicia (CAN)	*0	2	*3	4	*6	7	*8	10	11
	GREAVES Priscilla (GUY)	0	*0	1	*2	2	*3	4	*4	4
4	COTE Alicia (CAN)	0	*1	2	*4	5	*7	9	11	
	GREAVES Priscilla (GUY)	*0	1	*2	2	*3	3	*3	3	

NOTES

The "Greatest deficit overcome" only applies when the player ends up winning the game.

LEGEND

No. Number WS Women's Singles * Server



Match Results

THOMAS Chloe (WAL) 4-0 KHAN Fatima (PAK)

Game Summary		Match	Game 1	Game 2	Game 3	Game 4	Game 5	Game 6	Game 7
THOMAS Chloe	WAL	4	11	11	11	11			
KHAN Fatima	PAK	0	7	3	5	4			
Duration:		19min	5min	4min	4min	4min			

Match No.: WS5 Table: 3

Umpires: ANS Erica (CAN) HAKIMARA Marzieh (CAN)

Player Statistics	THOMAS Chloe (WAL)							Match	KHAN Fatima (PAK)							Match
	Game								Game							
	1	2	3	4	5	6	7		1	2	3	4	5	6	7	
Points won	11	11	11	11				44	7	3	5	4				19
Biggest lead	4	8	6	7				8	1	-	-	-				1
Points won on own serve	9	4	6	6				25	6	1	3	3				13
Points lost on own serve	1	2	2	1				6	2	7	5	5				19
Most consecutive points won	3	6	6	7				7	2	2	3	3				3
Greatest deficit overcome	1	-	-	-				1	-	-	-	-				-
Handedness/Grip	Right/								Right/							

Game/Match Statistics	Game							Match
	1	2	3	4	5	6	7	
Longest rally (strokes)	6	5	8	9				9
Average rally	3	3	4	4				4

Game Progress

1	THOMAS Chloe (WAL)	*0	2	*2	4	*4	5	*6	8	*9	11
	KHAN Fatima (PAK)	0	*0	2	*2	4	*5	6	*6	7	7
2	THOMAS Chloe (WAL)	0	*2	4	*5	5	*7	9	11		
	KHAN Fatima (PAK)	*0	0	*0	1	*3	3	*3	3		
3	THOMAS Chloe (WAL)	*0	2	*4	6	*6	7	*8	9	11	
	KHAN Fatima (PAK)	0	*0	0	*0	2	*3	4	*5	5	
4	THOMAS Chloe (WAL)	0	*2	4	*6	7	*7	9	*10	11	
	KHAN Fatima (PAK)	*0	0	*0	0	*1	3	*3	4	4	

NOTES

The "Greatest deficit overcome" only applies when the player ends up winning the game.

LEGEND

No. Number WS Women's Singles * Server



Match Results

KHAN Fatima (PAK) 4-1 FREEMAN Angelisa (SKN)

Game Summary		Match	Game 1	Game 2	Game 3	Game 4	Game 5	Game 6	Game 7
KHAN Fatima	PAK	4	11	11	11	3	11		
FREEMAN Angelisa	SKN	1	7	8	6	11	5		
Duration:		22min	4min	4min	4min	3min	3min		

Match No.: WS18 Table: 6

Umpires: McNEILL Jock (AUS) WONG Kenneth (AUS)

Player Statistics	KHAN Fatima (PAK)							Match	FREEMAN Angelisa (SKN)							Match
	Game								Game							
	1	2	3	4	5	6	7		1	2	3	4	5	6	7	
Points won	11	11	11	3	11			47	7	8	6	11	5			37
Biggest lead	4	3	5	-	6			6	1	-	1	8	-			8
Points won on own serve	8	4	5	2	6			25	5	3	2	7	3			20
Points lost on own serve	2	5	4	4	2			17	3	7	6	1	5			22
Most consecutive points won	5	3	6	1	6			6	3	2	4	6	3			6
Greatest deficit overcome	1	-	1	-	-			1	-	-	-	-	-			-
Handedness/Grip	Right/								Right/							

Game/Match Statistics	Game							Match
	1	2	3	4	5	6	7	
Longest rally (strokes)	12	7	8	10	6			12
Average rally	4	4	4	4	4			4

Game Progress

1	KHAN Fatima (PAK)	*0	1	*3	5	*5	6	*6	8	*9	11	
	FREEMAN Angelisa (SKN)	0	*1	1	*1	3	*4	6	*6	7	7	
2	KHAN Fatima (PAK)	0	*2	2	*3	5	*6	7	*8	8	*10	11
	FREEMAN Angelisa (SKN)	*0	0	*2	3	*3	4	*5	6	*8	8	8
3	KHAN Fatima (PAK)	*0	1	*3	4	*5	5	*6	8	*10	11	
	FREEMAN Angelisa (SKN)	0	*1	1	*2	3	*5	6	*6	6	6	
4	KHAN Fatima (PAK)	0	*0	0	*0	1	*2	3	3			
	FREEMAN Angelisa (SKN)	*0	2	*4	6	*7	8	*9	11			
5	KHAN Fatima (PAK)	*0	1	*3	4	*4	6	*8	10	11		
	FREEMAN Angelisa (SKN)	0	*1	1	*2	4	*4	4	*4	5		

NOTES

The "Greatest deficit overcome" only applies when the player ends up winning the game.

LEGEND

No. Number WS Women's Singles * Server



Match Results

THOMAS Chloe (WAL) 4-0 FREEMAN Angelisa (SKN)

Game Summary		Match	Game 1	Game 2	Game 3	Game 4	Game 5	Game 6	Game 7
THOMAS Chloe	WAL	4	11	11	11	11			
FREEMAN Angelisa	SKN	0	1	3	4	7			
Duration:		20min	3min	4min	5min	5min			

Match No.: WS27 Table: 2

Umpires: ALMASI William (AUS) NOMURA Nanako (AUS)

Player Statistics	THOMAS Chloe (WAL)							Match	FREEMAN Angelisa (SKN)							Match	
	Game								Game								
	1	2	3	4	5	6	7		1	2	3	4	5	6	7		
Points won	11	11	11	11				44	1	3	4	7					15
Biggest lead	10	8	7	4				10	-	-	2	-					2
Points won on own serve	5	6	6	5				22	0	1	3	3					7
Points lost on own serve	1	2	1	4				8	6	5	5	5					21
Most consecutive points won	7	5	8	4				8	1	1	2	2					2
Greatest deficit overcome	-	-	2	-				2	-	-	-	-					-
Handedness/Grip	Right/								Right/								

Game/Match Statistics	Game							Match
	1	2	3	4	5	6	7	
Longest rally (strokes)	5	6	5	6				6
Average rally	3	3	3	3				3

Game Progress

1	THOMAS Chloe (WAL)	0	*2	4	*6	7	*9	11			
	FREEMAN Angelisa (SKN)	*0	0	*0	0	*1	1	1			
2	THOMAS Chloe (WAL)	*0	2	*4	5	*6	8	*10	11		
	FREEMAN Angelisa (SKN)	0	*0	0	*1	2	*2	2	3		
3	THOMAS Chloe (WAL)	0	*0	2	*4	6	*8	9	*10	11	
	FREEMAN Angelisa (SKN)	*0	2	*2	2	*2	2	*3	4	4	
4	THOMAS Chloe (WAL)	0	2	*3	3	*5	5	*7	9	*9	11
	FREEMAN Angelisa (SKN)	0	*0	1	*3	3	*5	5	*5	7	7

NOTES

The "Greatest deficit overcome" only applies when the player ends up winning the game.

LEGEND

No. Number WS Women's Singles * Server



Match Results

HO Ying (MAS) 4-0 MWAISYULA Neema (TAN)

Game Summary		Match	Game 1	Game 2	Game 3	Game 4	Game 5	Game 6	Game 7
HO Ying	MAS	4	11	11	11	11			
MWAISYULA Neema	TAN	0	1	3	7	1			
Duration:		15min	3min	3min	4min	3min			

Match No.: WS6 Table: 5

Umpires: MEHRA Vipin (IND) SAMAL Jiban (IND)

Player Statistics	HO Ying (MAS)							Match	MWAISYULA Neema (TAN)							Match	
	Game								Game								
	1	2	3	4	5	6	7		1	2	3	4	5	6	7		
Points won	11	11	11	11				44	1	3	7	1					12
Biggest lead	10	9	4	10				10	-	-	1	-					1
Points won on own serve	6	5	6	5				22	1	1	5	1					8
Points lost on own serve	0	2	2	0				4	5	5	5	5					20
Most consecutive points won	8	6	5	6				8	1	2	3	1					3
Greatest deficit overcome	-	-	1	-				1	-	-	-	-					-
Handedness/Grip	Right/								Right/								

Game/Match Statistics	Game							Match
	1	2	3	4	5	6	7	
Longest rally (strokes)	5	4	4	5				5
Average rally	3	3	3	3				3

Game Progress

1	HO Ying (MAS)	0	*2	4	*6	8	*9	11									
	MWAISYULA Neema (TAN)	*0	0	*0	0	*0	1	1									
2	HO Ying (MAS)	*0	2	*4	5	*7	9	*10	10								
	MWAISYULA Neema (TAN)	0	*0	0	*1	1	*1	2	3								
3	HO Ying (MAS)	0	*1	2	*4	6	*6	7	*7	9	11						
	MWAISYULA Neema (TAN)	*0	1	*2	2	*2	4	*5	7	*7	7						
4	HO Ying (MAS)	0	2	*4	6	*7	9	11									
	MWAISYULA Neema (TAN)	0	*0	0	*0	1	*1	1									

NOTES

The "Greatest deficit overcome" only applies when the player ends up winning the game.

LEGEND

No. Number WS Women's Singles * Server



Match Results

CUMMINGS Natalie (GUY) 4-2 MWAISYULA Neema (TAN)

Game Summary		Match	Game 1	Game 2	Game 3	Game 4	Game 5	Game 6	Game 7
CUMMINGS Natalie	GUY	4	8	11	11	7	11	11	
MWAISYULA Neema	TAN	2	11	5	5	11	2	2	
Duration:		30min	4min	4min	4min	6min	4min	4min	

Match No.: WS17 Table: 8

Umpires: WARNEST Gary (AUS) AU Wing (AUS)

Player Statistics	CUMMINGS Natalie (GUY)							Match	MWAISYULA Neema (TAN)							Match
	Game								Game							
	1	2	3	4	5	6	7		1	2	3	4	5	6	7	
Points won	8	11	11	7	11	11		59	11	5	5	11	2	2		36
Biggest lead	5	6	6	-	9	9		9	3	-	-	4	-	-		4
Points won on own serve	3	8	7	3	6	5		32	4	5	4	5	1	1		20
Points lost on own serve	7	0	1	5	1	1		15	5	3	4	4	5	6		27
Most consecutive points won	3	3	3	2	5	5		5	7	2	1	3	1	1		7
Greatest deficit overcome	-	-	-	-	-	-		-	5	-	-	-	-	-		5
Handedness/Grip	Left/								Right/							

Game/Match Statistics	Game							Match
	1	2	3	4	5	6	7	
Longest rally (strokes)	12	10	8	11	9	9		12
Average rally	4	3	3	4	4	5		4

Game Progress

1	CUMMINGS Natalie (GUY)	*0	1	*3	4	*6	7	*8	8	*8	8	8
	MWAISYULA Neema (TAN)	0	*1	1	*2	2	*3	4	*6	8	*10	11
2	CUMMINGS Natalie (GUY)	0	*1	3	*4	6	*6	8	*9	11		
	MWAISYULA Neema (TAN)	*0	1	*1	2	*2	4	*4	5	5		
3	CUMMINGS Natalie (GUY)	*0	2	*3	5	*6	7	*8	10	11		
	MWAISYULA Neema (TAN)	0	*0	1	*1	2	*3	4	*4	5		
4	CUMMINGS Natalie (GUY)	0	*1	1	*2	3	*3	4	*6	7	7	
	MWAISYULA Neema (TAN)	0	1	*3	4	*5	7	*8	8	*9	11	
5	CUMMINGS Natalie (GUY)	*0	1	*3	5	*6	8	*10	11			
	MWAISYULA Neema (TAN)	0	*1	1	*1	2	*2	2	2			
6	CUMMINGS Natalie (GUY)	0	*2	4	*5	6	*8	10	11			
	MWAISYULA Neema (TAN)	*0	0	*0	1	*2	2	*2	2			

NOTES

The "Greatest deficit overcome" only applies when the player ends up winning the game.

LEGEND

No. Number WS Women's Singles * Server



Match Results

HO Ying (MAS) 4-1 CUMMINGS Natalie (GUY)

Game Summary		Match	Game 1	Game 2	Game 3	Game 4	Game 5	Game 6	Game 7
HO Ying	MAS	4	11	9	11	11	11		
CUMMINGS Natalie	GUY	1	7	11	5	6	7		
Duration:		34min	5min	7min	5min	6min	7min		

Match No.: WS28 Table: 7

Umpires: PATANE Mark (AUS) DINSEY Greg (AUS)

Player Statistics	HO Ying (MAS)							Match	CUMMINGS Natalie (GUY)							Match
	Game								Game							
	1	2	3	4	5	6	7		1	2	3	4	5	6	7	
Points won	11	9	11	11	11			53	7	11	5	6	7			36
Biggest lead	4	-	8	5	4			8	2	3	-	1	3			3
Points won on own serve	4	5	7	7	6			29	3	6	4	4	5			22
Points lost on own serve	4	5	1	2	2			14	7	4	4	4	5			24
Most consecutive points won	5	3	6	5	5			6	3	3	3	4	3			4
Greatest deficit overcome	2	-	-	1	3			3	-	-	-	-	-			-
Handedness/Grip	Right/								Left/							

Game/Match Statistics	Game							Match
	1	2	3	4	5	6	7	
Longest rally (strokes)	13	11	10	12	18			18
Average rally	4	5	5	5	6			5

Game Progress

1	HO Ying (MAS)	0	*1	1	*3	5	*6	6	*8	10	11	
	CUMMINGS Natalie (GUY)	*0	1	*3	3	*3	4	*6	6	*6	7	
2	HO Ying (MAS)	*0	0	*1	2	*3	5	*5	6	*7	8	9
	CUMMINGS Natalie (GUY)	0	*2	3	*4	5	*5	7	*8	9	*10	11
3	HO Ying (MAS)	0	*1	3	*5	7	*8	10	*10	11		
	CUMMINGS Natalie (GUY)	*0	1	*1	1	*1	2	*2	4	5		
4	HO Ying (MAS)	*0	2	*3	4	*4	5	*7	9	*10	11	
	CUMMINGS Natalie (GUY)	0	*0	1	*2	4	*5	5	*5	6	6	
5	HO Ying (MAS)	0	*0	1	*2	4	*5	6	*8	10	11	
	CUMMINGS Natalie (GUY)	*0	2	*3	4	*4	5	*6	6	*6	7	

NOTES

The "Greatest deficit overcome" only applies when the player ends up winning the game.

LEGEND

No. Number WS Women's Singles * Server



Match Results

MADURANGI Ishara (SRI) 4-1 KINOO Ruqayyah (MRI)

Game Summary		Match	Game 1	Game 2	Game 3	Game 4	Game 5	Game 6	Game 7
MADURANGI Ishara	SRI	4	11	9	12	11	11		
KINOO Ruqayyah	MRI	1	3	11	10	7	8		
Duration:		35min	4min	5min	6min	6min	9min		

Match No.: WS7 Table: 7

Umpires: FRIMPONG Francis (GHA) MUGWANYA Ronald (UGA)

Player Statistics	MADURANGI Ishara (SRI)							Match	KINOO Ruqayyah (MRI)							Match
	Game								Game							
	1	2	3	4	5	6	7		1	2	3	4	5	6	7	
Points won	11	9	12	11	11			54	3	11	10	7	8			39
Biggest lead	8	3	4	6	7			8	-	2	1	-	-			2
Points won on own serve	0	6	6	5	5			22	0	7	5	4	3			19
Points lost on own serve	0	4	5	3	5			17	0	3	6	5	6			20
Most consecutive points won	6	3	4	6	4			6	2	5	2	3	5			5
Greatest deficit overcome	-	-	1	-	-			1	-	3	-	-	-			3
Handedness/Grip	/								Right/							

Game/Match Statistics	Game							Match
	1	2	3	4	5	6	7	
Longest rally (strokes)	8	10	13	8	8			15
Average rally	4	4	4	4	4			4

Game Progress

1	MADURANGI Ishara (SRI)	0	2	4	6	7	8	9	11								
	KINOO Ruqayyah (MRI)	0	0	0	0	1	2	3	3								
2	MADURANGI Ishara (SRI)	0	*1	2	*3	5	*5	7	*8	9	*9	9					
	KINOO Ruqayyah (MRI)	*0	1	*2	3	*3	5	*5	6	*7	9	11					
3	MADURANGI Ishara (SRI)	*0	1	*3	4	*6	7	*7	8	*9	10	*10	11	12			
	KINOO Ruqayyah (MRI)	0	*1	1	*2	2	*3	5	*6	7	*8	10	*10	10			
4	MADURANGI Ishara (SRI)	0	*2	4	*6	6	*7	8	*8	10	11						
	KINOO Ruqayyah (MRI)	0	0	*0	0	*2	3	*4	6	*6	7						
5	MADURANGI Ishara (SRI)	*0	2	*4	5	*7	8	*9	9	*9	10	11					
	KINOO Ruqayyah (MRI)	0	*0	0	*1	1	*2	3	*5	7	*8	8					

NOTES

The "Greatest deficit overcome" only applies when the player ends up winning the game.

LEGEND

No. Number WS Women's Singles * Server



Match Results

PAYET Denise (ENG) 4-0 KINOO Ruqayyah (MRI)

Game Summary		Match	Game 1	Game 2	Game 3	Game 4	Game 5	Game 6	Game 7
PAYET Denise	ENG	4	11	11	11	11			
KINOO Ruqayyah	MRI	0	2	4	7	2			
Duration:		19min	4min	4min	5min	5min			

Match No.: WS16 Table: 1

Umpires: PATANE Mark (AUS) DINSEY Greg (AUS)

Player Statistics	PAYET Denise (ENG)							Match	KINOO Ruqayyah (MRI)							Match
	Game								Game							
	1	2	3	4	5	6	7		1	2	3	4	5	6	7	
Points won	11	11	11	11				44	2	4	7	2				15
Biggest lead	9	7	5	9				9	-	-	-	-				-
Points won on own serve	6	7	5	6				24	2	3	4	2				11
Points lost on own serve	0	1	3	0				4	5	4	6	4				19
Most consecutive points won	8	4	4	8				8	1	1	2	1				2
Greatest deficit overcome	-	-	-	-				-	-	-	-	-				-
Handedness/Grip	Right/								Right/							

Game/Match Statistics	Game							Match
	1	2	3	4	5	6	7	
Longest rally (strokes)	12	6	9	6				12
Average rally	5	3	4	4				4

Game Progress

1	PAYET Denise (ENG)	0	*1	3	*4	6	*8	10	11		
	KINOO Ruqayyah (MRI)	*0	1	*1	2	*2	2	*2	2		
2	PAYET Denise (ENG)	*0	2	*3	4	*5	7	*8	10	11	
	KINOO Ruqayyah (MRI)	0	*0	1	*2	3	*3	4	*4	4	
3	PAYET Denise (ENG)	0	*1	3	*4	6	*7	8	*9	9	11
	KINOO Ruqayyah (MRI)	*0	1	*1	2	*2	3	*4	5	*7	7
4	PAYET Denise (ENG)	0	2	*3	5	*7	9	*10	11		
	KINOO Ruqayyah (MRI)	0	*0	1	*1	1	*1	2	2		

NOTES

The "Greatest deficit overcome" only applies when the player ends up winning the game.

LEGEND

No. Number WS Women's Singles * Server



Match Results

PAYET Denise (ENG) 4-1 MADURANGI Ishara (SRI)

Game Summary		Match	Game 1	Game 2	Game 3	Game 4	Game 5	Game 6	Game 7
PAYET Denise	ENG	4	11	14	9	11	11		
MADURANGI Ishara	SRI	1	6	12	11	8	6		
Duration:		36min	5min	8min	6min	7min	7min		

Match No.: WS29 Table: 5

Umpires: WHITAKER Jonathan (SCO) ARINYE Cecilia (NGR)

Player Statistics	PAYET Denise (ENG)							Match	MADURANGI Ishara (SRI)							Match
	Game								Game							
	1	2	3	4	5	6	7		1	2	3	4	5	6	7	
Points won	11	14	9	11	11			56	6	12	11	8	6			43
Biggest lead	5	3	-	3	5			5	2	3	4	3	-			4
Points won on own serve	7	8	5	5	3			28	5	7	6	3	1			22
Points lost on own serve	1	5	5	5	5			21	4	6	4	6	8			28
Most consecutive points won	6	3	4	5	5			6	3	4	4	3	3			4
Greatest deficit overcome	2	3	-	3	-			3	-	-	-	-	-			-
Handedness/Grip	Right/								/							

Game/Match Statistics	Game							Match
	1	2	3	4	5	6	7	
Longest rally (strokes)	16	12	11	9	10			16
Average rally	5	5	5	4	4			5

Game Progress

1	PAYET Denise (ENG)	0	*0	2	*3	5	*5	6	*8	10	11							
	MADURANGI Ishara (SRI)	*0	2	*2	3	*3	5	*6	6	*6	6							
2	PAYET Denise (ENG)	*0	2	*3	4	*5	5	*5	7	*7	8	*10	10	*11	12	*12	13	14
	MADURANGI Ishara (SRI)	0	*0	1	*2	3	*5	7	*7	9	*10	10	*11	11	*11	12	*12	12
3	PAYET Denise (ENG)	0	*0	1	*1	2	*4	6	*6	6	*8	9						
	MADURANGI Ishara (SRI)	*0	2	*3	5	*6	6	*6	8	*10	10	11						
4	PAYET Denise (ENG)	*0	1	*1	2	*4	4	*5	7	*9	10	11						
	MADURANGI Ishara (SRI)	0	*1	3	*4	4	*6	7	*7	7	*8	8						
5	PAYET Denise (ENG)	0	*2	2	*4	5	*6	6	*8	10	11							
	MADURANGI Ishara (SRI)	*0	0	*2	2	*3	4	*6	6	*6	6							

NOTES

The "Greatest deficit overcome" only applies when the player ends up winning the game.

LEGEND

No. Number WS Women's Singles * Server



Match Results

LYNE Karen (MAS) 4-1 LOWE Trenace (GUY)

Game Summary		Match	Game 1	Game 2	Game 3	Game 4	Game 5	Game 6	Game 7
LYNE Karen	MAS	4	10	11	11	13	11		
LOWE Trenace	GUY	1	12	5	5	11	9		
Duration:		32min	6min	5min	4min	7min	7min		

Match No.: WS8 Table: 2

Umpires: HOPKINS Alan (AUS) UDAL Nikki (AUS)

Player Statistics	LYNE Karen (MAS)							Match	LOWE Trenace (GUY)							Match
	Game								Game							
	1	2	3	4	5	6	7		1	2	3	4	5	6	7	
Points won	10	11	11	13	11			56	12	5	5	11	9			42
Biggest lead	3	6	7	2	2			7	2	1	-	4	6			6
Points won on own serve	5	5	7	7	8			32	6	2	4	6	7			25
Points lost on own serve	6	3	1	4	2			16	5	6	4	6	3			24
Most consecutive points won	4	6	7	3	3			7	4	3	2	3	6			6
Greatest deficit overcome	-	1	-	4	6			6	3	-	-	-	-			3
Handedness/Grip	Left/								Left/							

Game/Match Statistics	Game							Match
	1	2	3	4	5	6	7	
Longest rally (strokes)	12	11	5	11	13			13
Average rally	4	5	3	5	4			4

Game Progress

1	LYNE Karen (MAS)	0	*1	3	*4	5	*6	7	*7	8	*10	10	*10	10		
	LOWE Trenace (GUY)	*0	1	*1	2	*3	4	*5	7	*8	8	*10	11	12		
2	LYNE Karen (MAS)	*0	1	*3	5	*6	6	*7	9	11						
	LOWE Trenace (GUY)	0	*1	1	*1	2	*4	5	*5	5						
3	LYNE Karen (MAS)	0	*1	3	*5	7	*8	9	*9	11						
	LOWE Trenace (GUY)	*0	1	*1	1	*1	2	*3	5	5						
4	LYNE Karen (MAS)	0	0	*1	2	*2	4	*5	7	*8	9	*10	10	*11	12	13
	LOWE Trenace (GUY)	0	*2	3	*4	6	*6	7	*7	8	*9	10	*11	11	*11	11
5	LYNE Karen (MAS)	0	*0	0	*0	2	*3	5	*6	8	*9	11				
	LOWE Trenace (GUY)	*0	2	*4	6	*6	7	*7	8	*8	9	9				

NOTES

The "Greatest deficit overcome" only applies when the player ends up winning the game.

LEGEND

No. Number WS Women's Singles * Server



Match Results

LYNE Karen (MAS) 4-0 LI Xuan (FIJ)

Game Summary		Match	Game 1	Game 2	Game 3	Game 4	Game 5	Game 6	Game 7
LYNE Karen	MAS	4	11	11	11	11			
LI Xuan	FIJ	0	7	5	3	2			
Duration:		17min	5min	4min	3min	3min			

Match No.: WS15 Table: 4

Umpires: FRIMPONG Francis (GHA) MUGWANYA Ronald (UGA)

Player Statistics	LYNE Karen (MAS)							Match	LI Xuan (FIJ)							Match
	Game								Game							
	1	2	3	4	5	6	7		1	2	3	4	5	6	7	
Points won	11	11	11	11				44	7	5	3	2				17
Biggest lead	4	6	8	9				9	2	3	-	-				3
Points won on own serve	7	5	7	5				24	4	2	2	1				9
Points lost on own serve	3	3	1	1				8	4	6	4	6				20
Most consecutive points won	3	9	4	7				9	2	2	1	1				2
Greatest deficit overcome	2	3	-	-				3	-	-	-	-				-
Handedness/Grip	Left/								Right/							

Game/Match Statistics	Game							Match
	1	2	3	4	5	6	7	
Longest rally (strokes)	6	4	7	5				7
Average rally	3	3	3	2				3

Game Progress

1	LYNE Karen (MAS)	*0	0	*2	3	*3	5	*6	8	*9	11
	LI Xuan (FIJ)	0	*2	2	*3	5	*5	6	*6	7	7
2	LYNE Karen (MAS)	0	*1	1	*2	3	*5	7	*9	11	
	LI Xuan (FIJ)	*0	1	*3	4	*5	5	*5	5	5	5
3	LYNE Karen (MAS)	*0	2	*3	5	*6	7	*9	11		
	LI Xuan (FIJ)	0	*0	1	*1	2	*3	3	3	3	3
4	LYNE Karen (MAS)	0	*2	3	*4	6	*8	10	11		
	LI Xuan (FIJ)	*0	0	*1	2	*2	2	*2	2	2	2

NOTES

The "Greatest deficit overcome" only applies when the player ends up winning the game.

LEGEND

No. Number WS Women's Singles * Server



Match Results

LOWE Trenace (GUY) 4-1 LI Xuan (FIJ)

Game Summary		Match	Game 1	Game 2	Game 3	Game 4	Game 5	Game 6	Game 7
LOWE Trenace	GUY	4	11	10	11	11	11		
LI Xuan	FIJ	1	9	12	7	4	6		
Duration:		24min	6min	5min	4min	3min	3min		

Match No.: WS30 Table: 3

Umpires: PURCELL Tom (ENG) JUTLE Harry (ENG)

Player Statistics	LOWE Trenace (GUY)							Match	LI Xuan (FIJ)							Match
	Game								Game							
	1	2	3	4	5	6	7		1	2	3	4	5	6	7	
Points won	11	10	11	11	11			54	9	12	7	4	6			38
Biggest lead	2	2	5	7	7			7	2	3	-	1	-			3
Points won on own serve	6	6	7	5	7			31	5	7	4	1	4			21
Points lost on own serve	4	5	3	2	2			16	5	4	4	6	4			23
Most consecutive points won	4	4	4	4	6			6	3	3	3	2	3			3
Greatest deficit overcome	2	-	-	1	-			2	-	2	-	-	-			2
Handedness/Grip	Left/								Right/							

Game/Match Statistics	Game							Match
	1	2	3	4	5	6	7	
Longest rally (strokes)	7	13	5	7	5			13
Average rally	3	4	3	3	3			3

Game Progress

1	LOWE Trenace (GUY)	*0	1	*1	3	*4	4	*6	7	*7	9	11		
	LI Xuan (FIJ)	0	*1	3	*3	4	*6	6	*7	9	*9	9		
2	LOWE Trenace (GUY)	0	*1	3	*4	5	*5	6	*6	7	*9	10	*10	10
	LI Xuan (FIJ)	*0	1	*1	2	*3	5	*6	8	*9	9	*10	11	12
3	LOWE Trenace (GUY)	*0	1	*2	4	*6	7	*8	9	*9	11			
	LI Xuan (FIJ)	0	*1	2	*2	2	*3	4	*5	7	7			
4	LOWE Trenace (GUY)	0	*1	3	*4	5	*7	8	*10	11				
	LI Xuan (FIJ)	0	1	*1	2	*3	3	*4	4	4				
5	LOWE Trenace (GUY)	*0	2	*3	4	*5	7	*9	10	*10	11			
	LI Xuan (FIJ)	0	*0	1	*2	3	*3	3	*4	6	6			

NOTES

The "Greatest deficit overcome" only applies when the player ends up winning the game.

LEGEND

No. Number **WS** Women's Singles * Server



Match Results

CHANG Li Sian Alice (MAS) 4-0 NAMBOZO Halima (UGA)

Game Summary		Match	Game 1	Game 2	Game 3	Game 4	Game 5	Game 6	Game 7
CHANG Li Sian Alice	MAS	4	11	11	11	11			
NAMBOZO Halima	UGA	0	5	5	5	6			
Duration:		20min	4min	4min	5min	5min			

Match No.: WS9 Table: 4

Umpires: ALMASI William (AUS) NOMURA Nanako (AUS)

Player Statistics	CHANG Li Sian Alice (MAS)							Match	NAMBOZO Halima (UGA)							Match
	Game								Game							
	1	2	3	4	5	6	7		1	2	3	4	5	6	7	
Points won	11	11	11	11				44	5	5	5	6				21
Biggest lead	6	6	6	6				6	1	1	3	2				3
Points won on own serve	4	5	6	7				22	1	2	3	4				10
Points lost on own serve	4	3	2	2				11	7	6	5	4				22
Most consecutive points won	4	5	6	5				6	2	1	3	2				3
Greatest deficit overcome	1	1	3	2				3	-	-	-	-				-
Handedness/Grip	Right/								/							

Game/Match Statistics	Game							Match
	1	2	3	4	5	6	7	
Longest rally (strokes)	12	8	21	13				21
Average rally	4	5	7	5				5

Game Progress

1	CHANG Li Sian Alice (MAS)	0	*1	2	*4	5	*7	8	*10	11	
	NAMBOZO Halima (UGA)	*0	1	*2	2	*3	3	*4	4	5	
2	CHANG Li Sian Alice (MAS)	*0	1	*3	5	*6	7	*8	9	11	
	NAMBOZO Halima (UGA)	0	*1	1	*1	2	*3	4	*5	5	
3	CHANG Li Sian Alice (MAS)	0	*0	1	*3	5	*6	7	*9	11	
	NAMBOZO Halima (UGA)	*0	2	*3	3	*3	4	*5	5	5	
4	CHANG Li Sian Alice (MAS)	*0	1	*1	3	*5	6	*8	10	*10	11
	NAMBOZO Halima (UGA)	0	*1	3	*3	3	*4	4	*4	6	6

NOTES

The "Greatest deficit overcome" only applies when the player ends up winning the game.

LEGEND

No. Number **WS** Women's Singles * Server



Match Results

HURSEY Anna (WAL) 4-0 NAMBOZO Halima (UGA)

Game Summary		Match	Game 1	Game 2	Game 3	Game 4	Game 5	Game 6	Game 7
HURSEY Anna	WAL	4	11	11	11	11			
NAMBOZO Halima	UGA	0	5	4	5	4			
Duration:		17min	4min	3min	4min	3min			

Match No.: WS14 Table: 2

Umpires: PINKEWICH Marie (AUS) LAZELL Peter (AUS)

Player Statistics	HURSEY Anna (WAL)							Match	NAMBOZO Halima (UGA)							Match
	Game								Game							
	1	2	3	4	5	6	7		1	2	3	4	5	6	7	
Points won	11	11	11	11				44	5	4	5	4				18
Biggest lead	6	9	6	7				9	-	-	1	1				1
Points won on own serve	5	5	5	6				21	2	2	2	3				9
Points lost on own serve	3	2	2	1				8	6	6	6	5				23
Most consecutive points won	3	7	4	5				7	1	3	1	1				3
Greatest deficit overcome	-	-	1	1				1	-	-	-	-				-
Handedness/Grip	Right/								/							

Game/Match Statistics	Game							Match
	1	2	3	4	5	6	7	
Longest rally (strokes)	5	7	10	8				10
Average rally	3	4	5	3				4

Game Progress

1	HURSEY Anna (WAL)	*0	2	*3	4	*6	7	*8	9	11
	NAMBOZO Halima (UGA)	0	*0	1	*2	2	*3	4	*5	5
2	HURSEY Anna (WAL)	0	*2	4	*6	7	*9	10	*10	11
	NAMBOZO Halima (UGA)	*0	0	*0	0	*1	1	*2	4	4
3	HURSEY Anna (WAL)	0	1	*2	3	*5	6	*8	10	11
	NAMBOZO Halima (UGA)	0	*1	2	*3	3	*4	4	*4	5
4	HURSEY Anna (WAL)	0	*1	2	*4	6	*7	9	*10	11
	NAMBOZO Halima (UGA)	*0	1	*2	2	*2	3	*3	4	4

NOTES

The "Greatest deficit overcome" only applies when the player ends up winning the game.

LEGEND

No. Number **WS** Women's Singles * Server



Match Results

CHANG Li Sian Alice (MAS) 4-0 HURSEY Anna (WAL)

Game Summary		Match	Game 1	Game 2	Game 3	Game 4	Game 5	Game 6	Game 7
CHANG Li Sian Alice	MAS	4	11	11	11	11			
HURSEY Anna	WAL	0	8	8	3	4			
Duration:		27min	7min	7min	6min	5min			

Match No.: WS31 Table: 1

Umpires: McMULLAN John (AUS) ROKSANDIC Zark (AUS)

Player Statistics	CHANG Li Sian Alice (MAS)							Match	HURSEY Anna (WAL)							Match
	Game								Game							
	1	2	3	4	5	6	7		1	2	3	4	5	6	7	
Points won	11	11	11	11				44	8	8	3	4				23
Biggest lead	3	3	8	7				8	3	1	-	1				3
Points won on own serve	5	6	7	7				25	3	5	2	3				13
Points lost on own serve	5	3	1	0				9	6	5	4	4				19
Most consecutive points won	4	4	5	4				5	3	4	1	1				4
Greatest deficit overcome	3	1	-	1				3	-	-	-	-				-
Handedness/Grip	Right/								Right/							

Game/Match Statistics	Game							Match
	1	2	3	4	5	6	7	
Longest rally (strokes)	17	25	14	14				25
Average rally	7	7	6	7				7

Game Progress

1	CHANG Li Sian Alice (MAS)	*0	0	*1	2	*4	5	*6	8	*9	10	11
	HURSEY Anna (WAL)	0	*2	3	*4	4	*5	6	*6	7	*8	8
2	CHANG Li Sian Alice (MAS)	0	*1	2	*3	5	*6	7	*7	8	*10	11
	HURSEY Anna (WAL)	*0	1	*2	3	*3	4	*5	7	*8	8	8
3	CHANG Li Sian Alice (MAS)	*0	1	*3	5	*6	8	*9	11			
	HURSEY Anna (WAL)	0	*1	1	*1	2	*2	3	3			
4	CHANG Li Sian Alice (MAS)	0	*1	3	*4	6	*7	9	*10	11		
	HURSEY Anna (WAL)	0	1	*1	2	*2	3	*3	4	4		

NOTES

The "Greatest deficit overcome" only applies when the player ends up winning the game.

LEGEND

No. Number WS Women's Singles * Server



Match Results

KAPUGEEKIYANA Hansani (SRI) 4-0 ALI Hareem Anwar (PAK)

Game Summary		Match	Game 1	Game 2	Game 3	Game 4	Game 5	Game 6	Game 7
KAPUGEEKIYANA Hansani	SRI	4	11	11	11	11			
ALI Hareem Anwar	PAK	0	3	3	6	8			
Duration:		14min	3min	3min	3min	3min			

Match No.: WS10 Table: 6

Umpires: POOLE Maurie (AUS) RODER Lenore (AUS)

Player Statistics	KAPUGEEKIYANA Hansani (SRI)							Match	ALI Hareem Anwar (PAK)							Match
	Game								Game							
	1	2	3	4	5	6	7		1	2	3	4	5	6	7	
Points won	11	11	11	11				44	3	3	6	8				20
Biggest lead	8	8	5	4				8	-	1	2	2				2
Points won on own serve	7	5	6	6				24	2	2	3	4				11
Points lost on own serve	1	1	3	3				8	4	6	5	5				20
Most consecutive points won	4	5	4	5				5	1	1	3	2				3
Greatest deficit overcome	-	1	2	2				2	-	-	-	-				-
Handedness/Grip	/								Right/							

Game/Match Statistics	Game							Match
	1	2	3	4	5	6	7	
Longest rally (strokes)	12	8	0	7				12
Average rally	4	4	0	2				3

Game Progress

1	KAPUGEEKIYANA Hansani (SRI)	*0	2	*3	5	*6	7	*9	11			
	ALI Hareem Anwar (PAK)	0	*0	1	*1	2	*3	3	3			
2	KAPUGEEKIYANA Hansani (SRI)	0	*1	3	*4	6	*8	9	11			
	ALI Hareem Anwar (PAK)	*0	1	*1	2	*2	2	*3	3			
3	KAPUGEEKIYANA Hansani (SRI)	*0	1	*2	3	*3	5	*7	8	*10	11	
	ALI Hareem Anwar (PAK)	0	*1	2	*3	5	*5	5	*6	6	6	
4	KAPUGEEKIYANA Hansani (SRI)	0	*0	2	*3	5	*7	8	*9	9	*10	11
	ALI Hareem Anwar (PAK)	0	2	*2	3	*3	3	*4	5	*7	8	8

NOTES

The "Greatest deficit overcome" only applies when the player ends up winning the game.

LEGEND

No. Number WS Women's Singles * Server



Match Results

YEUNG Justina (CAN) 4-0 ALI Hareem Anwar (PAK)

Game Summary		Match	Game 1	Game 2	Game 3	Game 4	Game 5	Game 6	Game 7
YEUNG Justina	CAN	4	11	11	11	11			
ALI Hareem Anwar	PAK	0	4	7	2	2			
Duration:		15min	3min	4min	3min	3min			

Match No.: WS13 Table: 6

Umpires: McNEILL Jock (AUS) WONG Kenneth (AUS)

Player Statistics	YEUNG Justina (CAN)							Match	ALI Hareem Anwar (PAK)							Match	
	Game								Game								
	1	2	3	4	5	6	7		1	2	3	4	5	6	7		
Points won	11	11	11	11				44	4	7	2	2					15
Biggest lead	7	4	9	9				9	1	1	-	-					1
Points won on own serve	6	7	4	7				24	3	3	0	2					8
Points lost on own serve	1	4	2	0				7	5	4	7	4					20
Most consecutive points won	6	4	9	9				9	1	3	2	2					3
Greatest deficit overcome	1	1	-	-				1	-	-	-	-					-
Handedness/Grip	Right/								Right/								

Game/Match Statistics	Game							Match
	1	2	3	4	5	6	7	
Longest rally (strokes)	10	9	7	5				10
Average rally	4	3	3	3				3

Game Progress

1	YEUNG Justina (CAN)	0	*1	3	*5	6	*7	9	*10	11	
	ALI Hareem Anwar (PAK)	*0	1	*1	1	*2	3	*3	4	4	
2	YEUNG Justina (CAN)	*0	1	*2	4	*5	5	*6	*7	*9	11
	ALI Hareem Anwar (PAK)	0	*1	2	*2	3	*5	6	7	7	7
3	YEUNG Justina (CAN)	0	*2	2	*4	6	*8	10	11		
	ALI Hareem Anwar (PAK)	*0	0	*2	2	*2	2	*2	2		
4	YEUNG Justina (CAN)	*0	2	*2	4	*6	8	*10	11		
	ALI Hareem Anwar (PAK)	0	*0	2	*2	2	*2	2	2		

NOTES

The "Greatest deficit overcome" only applies when the player ends up winning the game.

LEGEND

No. Number WS Women's Singles * Server



Match Results

KAPUGEEKIYANA Hansani (SRI) 4-1 YEUNG Justina (CAN)

Game Summary		Match	Game 1	Game 2	Game 3	Game 4	Game 5	Game 6	Game 7
KAPUGEEKIYANA Hansani	SRI	4	11	11	7	11	11		
YEUNG Justina	CAN	1	7	5	11	9	8		
Duration:		27min	4min	4min	4min	6min	6min		

Match No.: WS32 Table: 5

Umpires: HOPKINS Alan (AUS) UDAL Nikki (AUS)

Player Statistics	KAPUGEEKIYANA Hansani (SRI)							Match	YEUNG Justina (CAN)							Match
	Game								Game							
	1	2	3	4	5	6	7		1	2	3	4	5	6	7	
Points won	11	11	7	11	11			51	7	5	11	9	8			40
Biggest lead	4	6	-	5	4			6	2	-	5	1	1			5
Points won on own serve	6	8	3	5	4			26	5	5	6	4	2			22
Points lost on own serve	2	0	5	5	5			17	5	3	4	6	7			25
Most consecutive points won	6	6	3	4	4			6	2	2	5	4	2			5
Greatest deficit overcome	2	-	-	1	1			2	-	-	-	-	-			-
Handedness/Grip	/								Right/							

Game/Match Statistics	Game							Match
	1	2	3	4	5	6	7	
Longest rally (strokes)	9	5	9	10	7			10
Average rally	4	4	4	4	4			4

Game Progress

1	KAPUGEEKIYANA Hansani (SRI)	0	*0	2	*4	6	*6	7	*8	9	11	
	YEUNG Justina (CAN)	*0	2	*2	2	*2	4	*5	6	*7	7	
2	KAPUGEEKIYANA Hansani (SRI)	*0	2	*4	6	*6	8	*8	10	11		
	YEUNG Justina (CAN)	0	*0	0	*0	2	*2	4	*4	5		
3	KAPUGEEKIYANA Hansani (SRI)	0	*0	1	*3	3	*3	4	*5	6	7	
	YEUNG Justina (CAN)	*0	2	*3	3	*5	7	*8	9	*10	11	
4	KAPUGEEKIYANA Hansani (SRI)	*0	1	*2	3	*5	7	*8	9	*10	10	11
	YEUNG Justina (CAN)	0	*1	2	*3	3	*3	4	*5	6	*8	9
5	KAPUGEEKIYANA Hansani (SRI)	0	*1	2	*4	6	*7	7	*9	9	*10	11
	YEUNG Justina (CAN)	0	1	*2	2	*2	3	*5	5	*7	8	8

NOTES

The "Greatest deficit overcome" only applies when the player ends up winning the game.

LEGEND

No. Number WS Women's Singles * Server



Match Results

BAAH-DANSO Celia (GHA) 4-0 SIFI Lalmah (SOL)

Game Summary		Match	Game 1	Game 2	Game 3	Game 4	Game 5	Game 6	Game 7
BAAH-DANSO Celia	GHA	4	11	11	11	12			
SIFI Lalmah	SOL	0	6	2	5	10			
Duration:		18min	4min	3min	4min	5min			

Match No.: WS11 Table: 8

Umpires: MOORE Alan (NZL) MACKEY John (ENG)

Player Statistics	BAAH-DANSO Celia (GHA)							Match	SIFI Lalmah (SOL)							Match
	Game								Game							
	1	2	3	4	5	6	7		1	2	3	4	5	6	7	
Points won	11	11	11	12				45	6	2	5	10				23
Biggest lead	5	9	6	2				9	-	-	2	4				4
Points won on own serve	5	4	4	6				19	2	0	1	4				7
Points lost on own serve	4	2	4	5				15	6	7	7	6				26
Most consecutive points won	4	6	7	5				7	3	1	2	3				3
Greatest deficit overcome	-	-	2	4				4	-	-	-	-				-
Handedness/Grip	Right/								Right/							

Game/Match Statistics	Game							Match
	1	2	3	4	5	6	7	
Longest rally (strokes)	4	5	9	6				9
Average rally	2	2	3	3				3

Game Progress

1	BAAH-DANSO Celia (GHA)	*0	2	*4	4	*6	6	*7	9	*10	11			
	SIFI Lalmah (SOL)	0	*0	0	*2	2	*4	5	*5	6	6			
2	BAAH-DANSO Celia (GHA)	0	*2	4	*6	7	*9	10	11					
	SIFI Lalmah (SOL)	*0	0	*0	0	*1	1	*2	2					
3	BAAH-DANSO Celia (GHA)	*0	0	*2	4	*6	7	*8	9	11				
	SIFI Lalmah (SOL)	0	*2	2	*2	2	*3	4	*5	5				
4	BAAH-DANSO Celia (GHA)	0	*0	1	*2	2	*4	6	*7	8	*9	10	*11	12
	SIFI Lalmah (SOL)	0	2	*3	4	*6	6	*6	7	*8	9	*10	10	10

NOTES

The "Greatest deficit overcome" only applies when the player ends up winning the game.

LEGEND

No. Number **WS** Women's Singles * Server



Match Results

LULU Anolyn (VAN) 4-0 SIFI Lalmah (SOL)

Game Summary		Match	Game 1	Game 2	Game 3	Game 4	Game 5	Game 6	Game 7
LULU Anolyn	VAN	4	11	11	11	11			
SIFI Lalmah	SOL	0	4	5	2	6			
Duration:		16min	4min	3min	3min	4min			

Match No.: WS12 Table: 8

Umpires: WARNEST Gary (AUS) AU Wing (AUS)

Player Statistics	LULU Anolyn (VAN)							Match	SIFI Lalmah (SOL)							Match
	Game								Game							
	1	2	3	4	5	6	7		1	2	3	4	5	6	7	
Points won	11	11	11	11				44	4	5	2	6				17
Biggest lead	7	6	9	6				9	-	-	-	-				-
Points won on own serve	5	7	6	7				25	1	4	1	5				11
Points lost on own serve	3	1	1	1				6	6	4	5	4				19
Most consecutive points won	6	6	5	3				6	1	2	1	3				3
Greatest deficit overcome	-	-	-	-				-	-	-	-	-				-
Handedness/Grip	Right/								Right/							

Game/Match Statistics	Game							Match
	1	2	3	4	5	6	7	
Longest rally (strokes)	8	5	6	5				8
Average rally	3	3	3	1				2

Game Progress

1	LULU Anolyn (VAN)	*0	1	*3	5	*7	8	*9	10	11	
	SIFI Lalmah (SOL)	0	*1	1	*1	1	*2	3	*4	4	
2	LULU Anolyn (VAN)	0	*1	3	*5	7	*8	9	*9	11	
	SIFI Lalmah (SOL)	*0	1	*1	1	*1	2	*3	5	5	
3	LULU Anolyn (VAN)	*0	2	*4	5	*7	9	*10	11		
	SIFI Lalmah (SOL)	0	*0	0	*1	1	*1	2	2		
4	LULU Anolyn (VAN)	0	*1	3	*4	6	*7	9	*9	10	11
	SIFI Lalmah (SOL)	*0	1	*1	2	*2	3	*3	5	*6	6

NOTES

The "Greatest deficit overcome" only applies when the player ends up winning the game.

LEGEND

No. Number WS Women's Singles * Server



Match Results

BAAH-DANSO Celia (GHA) 4-1 LULU Anolyn (VAN)

Game Summary		Match	Game 1	Game 2	Game 3	Game 4	Game 5	Game 6	Game 7
BAAH-DANSO Celia	GHA	4	11	11	11	9	11		
LULU Anolyn	VAN	1	8	9	7	11	4		
Duration:		24min	4min	5min	4min	5min	3min		

Match No.: WS33 Table: 7

Umpires: FRANSMAN Claire (RSA) ADAMS Tiffany (RSA)

Player Statistics	BAAH-DANSO Celia (GHA)							Match	LULU Anolyn (VAN)							Match
	Game								Game							
	1	2	3	4	5	6	7		1	2	3	4	5	6	7	
Points won	11	11	11	9	11			53	8	9	7	11	4			39
Biggest lead	5	3	4	2	7			7	2	2	1	2	1			2
Points won on own serve	3	7	6	6	5			27	1	6	3	7	1			18
Points lost on own serve	7	3	4	4	2			20	8	4	5	3	6			26
Most consecutive points won	3	4	5	4	4			5	3	4	2	3	2			4
Greatest deficit overcome	2	2	1	-	1			2	-	-	-	2	-			2
Handedness/Grip	Right/								Right/							

Game/Match Statistics	Game							Match
	1	2	3	4	5	6	7	
Longest rally (strokes)	19	10	9	13	14			19
Average rally	4	4	4	5	2			4

Game Progress

1	BAAH-DANSO Celia (GHA)	*0	0	*2	3	*5	6	*8	9	*10	10	11	LULU Anolyn (VAN)	0	*2	2	*3	3	*4	4	*5	6	*8	8
2	BAAH-DANSO Celia (GHA)	0	*0	2	*4	5	*6	7	*7	8	*9	11	LULU Anolyn (VAN)	*0	2	*2	2	*3	4	*5	7	*8	9	9
3	BAAH-DANSO Celia (GHA)	*0	1	*3	3	*4	5	*7	9	*9	11	LULU Anolyn (VAN)	0	*1	1	*3	4	*5	5	*5	7	7		
4	BAAH-DANSO Celia (GHA)	0	*0	2	*4	5	*5	6	*6	8	*9	9	LULU Anolyn (VAN)	*0	2	*2	2	*3	5	*6	8	*8	9	11
5	BAAH-DANSO Celia (GHA)	0	1	*3	4	*6	7	*8	10	11	LULU Anolyn (VAN)	0	*1	1	*2	2	*3	4	*4	4				

NOTES

The "Greatest deficit overcome" only applies when the player ends up winning the game.

LEGEND

No. Number WS Women's Singles * Server



Match Results

TAPPER Melissa (AUS) 4-1 LYNE Karen (MAS)

Game Summary		Match	Game 1	Game 2	Game 3	Game 4	Game 5	Game 6	Game 7
TAPPER Melissa	AUS	4	13	11	7	11	11		
LYNE Karen	MAS	1	11	8	11	7	8		
Duration:		36min	8min	6min	6min	5min	7min		

Match No.: WS35 Table: 1

Umpires: WHITAKER Jonathan (SCO) ARINYE Cecilia (NGR)

Player Statistics	TAPPER Melissa (AUS)							Match	LYNE Karen (MAS)							Match
	Game								Game							
	1	2	3	4	5	6	7		1	2	3	4	5	6	7	
Points won	13	11	7	11	11			53	11	8	11	7	8			45
Biggest lead	2	3	3	4	5			5	1	2	4	1	1			4
Points won on own serve	6	8	4	7	5			30	8	6	7	4	4			29
Points lost on own serve	3	2	4	3	4			16	7	3	3	4	5			22
Most consecutive points won	2	3	3	3	6			6	2	2	7	3	3			7
Greatest deficit overcome	1	2	-	1	1			2	-	-	3	-	-			3
Handedness/Grip	Left/								Left/							

Game/Match Statistics	Game							Match
	1	2	3	4	5	6	7	
Longest rally (strokes)	8	8	5	6	7			8
Average rally	3	4	3	3	3			3

Game Progress

1	TAPPER Melissa (AUS)	0	*2	2	*3	*4	6	7	*7	8	9	*10	11	11	*12	13
	LYNE Karen (MAS)	*0	0	*2	3	4	*4	*5	7	*8	*9	10	*10	*11	11	11
2	TAPPER Melissa (AUS)	*0	1	*1	3	*4	6	*6	8	*9	10	11				
	LYNE Karen (MAS)	0	*1	3	*3	4	*4	6	*6	7	*8	8				
3	TAPPER Melissa (AUS)	0	*1	3	*3	4	*6	7	*7	7	7					
	LYNE Karen (MAS)	*0	1	*1	3	*4	4	*5	7	*9	11					
4	TAPPER Melissa (AUS)	*0	2	*3	3	*4	5	*6	8	*9	11					
	LYNE Karen (MAS)	0	*0	1	*3	4	*5	6	*6	7	7					
5	TAPPER Melissa (AUS)	0	*2	2	*3	5	*7	8	*9	10	*10	11				
	LYNE Karen (MAS)	0	0	*2	3	*3	3	*4	5	*6	8	8				

NOTES

The "Greatest deficit overcome" only applies when the player ends up winning the game.

LEGEND

No. Number WS Women's Singles * Server



Match Results

SIBLEY Kelly (ENG) 4-0 COTE Alicia (CAN)

Game Summary		Match	Game 1	Game 2	Game 3	Game 4	Game 5	Game 6	Game 7
SIBLEY Kelly	ENG	4	11	11	11	11			
COTE Alicia	CAN	0	3	5	4	1			
Duration:		21min	4min	5min	4min	5min			

Match No.: WS36 Table: 2

Umpires: ABDULLAH Diana (MAS) LIM Lim Ee Koon (MAS)

Player Statistics	SIBLEY Kelly (ENG)							Match	COTE Alicia (CAN)							Match	
	Game								Game								
	1	2	3	4	5	6	7		1	2	3	4	5	6	7		
Points won	11	11	11	11				44	3	5	4	1					13
Biggest lead	8	6	7	10				10	1	2	1	-					2
Points won on own serve	6	6	6	6				24	1	3	2	1					7
Points lost on own serve	2	2	2	0				6	5	5	5	5					20
Most consecutive points won	5	6	8	7				8	1	2	1	1					2
Greatest deficit overcome	1	2	1	-				2	-	-	-	-					-
Handedness/Grip	Right/								Right/								

Game/Match Statistics	Game							Match
	1	2	3	4	5	6	7	
Longest rally (strokes)	5	12	6	7				12
Average rally	4	5	3	5				4

Game Progress

1	SIBLEY Kelly (ENG)	*0	1	*3	5	*6	8	*10	11	
	COTE Alicia (CAN)	0	*1	1	*1	2	*2	2	3	
2	SIBLEY Kelly (ENG)	0	*1	1	*2	4	*6	8	*9	11
	COTE Alicia (CAN)	*0	1	*3	4	*4	4	*4	5	5
3	SIBLEY Kelly (ENG)	*0	1	*2	4	*6	8	*9	10	11
	COTE Alicia (CAN)	0	*1	2	*2	2	*2	3	*4	4
4	SIBLEY Kelly (ENG)	0	*2	4	*5	7	*9	11		
	COTE Alicia (CAN)	*0	0	*0	1	*1	1	1		

NOTES

The "Greatest deficit overcome" only applies when the player ends up winning the game.

LEGEND

No. Number WS Women's Singles * Server



Match Results

PATKAR Madhurika (IND) 4-1 CHUNG Rheann (TTO)

Game Summary		Match	Game 1	Game 2	Game 3	Game 4	Game 5	Game 6	Game 7
PATKAR Madhurika	IND	4	11	12	11	11	11		
CHUNG Rheann	TTO	1	7	14	9	2	9		
Duration:		36min	6min	9min	7min	4min	7min		

Match No.: WS37 Table: 4

Umpires: FRIMPONG Francis (GHA) MUGWANYA Ronald (UGA)

Player Statistics	PATKAR Madhurika (IND)							Match	CHUNG Rheann (TTO)							Match
	Game								Game							
	1	2	3	4	5	6	7		1	2	3	4	5	6	7	
Points won	11	12	11	11	11			56	7	14	9	2	9			41
Biggest lead	4	2	4	9	2			9	-	4	1	-	3			4
Points won on own serve	6	7	7	5	4			29	3	8	6	1	3			21
Points lost on own serve	4	6	3	1	6			20	5	5	4	6	7			27
Most consecutive points won	3	4	4	5	5			5	2	3	4	1	3			4
Greatest deficit overcome	-	-	1	-	3			3	-	2	-	-	-			2
Handedness/Grip	Right/								Right/							

Game/Match Statistics	Game							Match
	1	2	3	4	5	6	7	
Longest rally (strokes)	12	14	7	12	14			14
Average rally	5	5	4	5	5			5

Game Progress

1	PATKAR Madhurika (IND)	*0	2	*3	4	*6	6	*7	9	*10	11	CHUNG Rheann (TTO)	0	*0	1	*2	2	*4	5	*5	6	7															
2	PATKAR Madhurika (IND)	0	*0	1	*2	2	*4	6	*7	9	*10	10	*10	11	*11	12	*12	13	14	CHUNG Rheann (TTO)	*0	2	*3	4	*6	6	*6	7	*7	8	*10	11	*11	12	*12	13	14
3	PATKAR Madhurika (IND)	*0	2	*2	3	*4	6	*7	9	*9	11	CHUNG Rheann (TTO)	0	*0	2	*3	4	*4	5	*5	7	*9	9														
4	PATKAR Madhurika (IND)	0	*2	3	*5	7	*8	10	11	CHUNG Rheann (TTO)	*0	0	*1	1	*1	2	*2	2																			
5	PATKAR Madhurika (IND)	*0	0	*1	2	*3	5	*7	7	*8	9	11	CHUNG Rheann (TTO)	0	*2	3	*4	5	*5	5	*7	8	*9	9													

NOTES

The "Greatest deficit overcome" only applies when the player ends up winning the game.

LEGEND

No. Number **WS** Women's Singles * Server



Match Results

CHANG Li Sian Alice (MAS) 4-0 YEE Sally (FIJ)

Game Summary		Match	Game 1	Game 2	Game 3	Game 4	Game 5	Game 6	Game 7
CHANG Li Sian Alice	MAS	4	11	11	11	11			
YEE Sally	FIJ	0	4	4	8	5			
Duration:		18min	4min	4min	5min	4min			

Match No.: WS39 Table: 3

Umpires: WILLIAMS Jackie (WAL) ANS Erica (CAN)

Player Statistics	CHANG Li Sian Alice (MAS)							Match	YEE Sally (FIJ)							Match
	Game								Game							
	1	2	3	4	5	6	7		1	2	3	4	5	6	7	
Points won	11	11	11	11				44	4	4	8	5				21
Biggest lead	7	7	4	6				7	1	-	1	1				1
Points won on own serve	5	4	6	6				21	1	1	4	3				9
Points lost on own serve	3	3	4	2				12	6	7	5	5				23
Most consecutive points won	7	4	3	6				7	1	2	5	2				5
Greatest deficit overcome	1	-	1	1				1	-	-	-	-				-
Handedness/Grip	Right/								Right/							

Game/Match Statistics	Game							Match
	1	2	3	4	5	6	7	
Longest rally (strokes)	12	12	9	12				12
Average rally	5	4	5	6				5

Game Progress

1	CHANG Li Sian Alice (MAS)	*0	1	*3	5	*7	8	*9	10	11		
	YEE Sally (FIJ)	0	*1	1	*1	1	*2	3	*4	4		
2	CHANG Li Sian Alice (MAS)	0	*1	3	*5	6	*8	8	*10	11		
	YEE Sally (FIJ)	*0	1	*1	1	*2	2	*4	4	4		
3	CHANG Li Sian Alice (MAS)	*0	2	*3	5	*6	6	*6	7	*9	10	11
	YEE Sally (FIJ)	0	*0	1	*1	2	*4	6	*7	7	*8	8
4	CHANG Li Sian Alice (MAS)	0	*1	2	*4	6	*7	8	*9	11		
	YEE Sally (FIJ)	*0	1	*2	2	*2	3	*4	5	5		

NOTES

The "Greatest deficit overcome" only applies when the player ends up winning the game.

LEGEND

No. Number **WS** Women's Singles * Server



Match Results

FENG Tracy (AUS) 4-0 THOMAS Chloe (WAL)

Game Summary		Match	Game 1	Game 2	Game 3	Game 4	Game 5	Game 6	Game 7
FENG Tracy	AUS	4	11	11	11	11			
THOMAS Chloe	WAL	0	6	6	9	5			
Duration:		25min	5min	5min	7min	6min			

Match No.: WS40 Table: 5

Umpires: HAKIMARA Marzieh (CAN) MIKITA Darek (CAN)

Player Statistics	FENG Tracy (AUS)							Match	THOMAS Chloe (WAL)							Match
	Game								Game							
	1	2	3	4	5	6	7		1	2	3	4	5	6	7	
Points won	11	11	11	11				44	6	6	9	5				26
Biggest lead	5	5	3	6				6	-	1	1	-				1
Points won on own serve	7	6	5	5				23	5	3	4	2				14
Points lost on own serve	1	3	5	3				12	4	5	6	6				21
Most consecutive points won	4	5	2	3				5	3	2	2	2				3
Greatest deficit overcome	-	1	1	-				1	-	-	-	-				-
Handedness/Grip	Right/								Right/							

Game/Match Statistics	Game							Match
	1	2	3	4	5	6	7	
Longest rally (strokes)	7	8	11	10				11
Average rally	4	4	4	4				4

Game Progress

1	FENG Tracy (AUS)	0	*2	4	*4	5	*5	7	*8	10	11	
	THOMAS Chloe (WAL)	*0	0	*0	2	*3	5	*5	6	*6	6	
2	FENG Tracy (AUS)	*0	1	*2	4	*6	7	*8	9	*10	11	
	THOMAS Chloe (WAL)	0	*1	2	*2	2	*3	4	*5	6	6	
3	FENG Tracy (AUS)	0	*1	2	*3	5	*6	6	*8	9	*10	11
	THOMAS Chloe (WAL)	*0	1	*2	3	*3	4	*6	6	*7	8	9
4	FENG Tracy (AUS)	*0	2	*3	5	*6	6	*8	9	11		
	THOMAS Chloe (WAL)	0	*0	1	*1	2	*4	4	*5	5		

NOTES

The "Greatest deficit overcome" only applies when the player ends up winning the game.

LEGEND

No. Number WS Women's Singles * Server



Match Results

BAAH-DANSO Celia (GHA) 4-1 BRISTOL Christy (SEY)

Game Summary		Match	Game 1	Game 2	Game 3	Game 4	Game 5	Game 6	Game 7
BAAH-DANSO Celia	GHA	4	11	11	11	11	11		
BRISTOL Christy	SEY	1	13	9	5	7	4		
Duration:		25min	6min	4min	4min	4min	5min		

Match No.: WS43 Table: 3

Umpires: MEHRA Vipin (IND) SAMAL Jiban (IND)

Player Statistics	BAAH-DANSO Celia (GHA)							Match	BRISTOL Christy (SEY)							Match
	Game								Game							
	1	2	3	4	5	6	7		1	2	3	4	5	6	7	
Points won	11	11	11	11	11			55	13	9	5	7	4			38
Biggest lead	1	2	6	4	7			7	5	3	1	1	-			5
Points won on own serve	5	6	7	5	6			29	6	5	4	3	3			21
Points lost on own serve	7	4	1	4	1			17	6	5	4	5	5			25
Most consecutive points won	5	4	3	3	5			5	3	4	1	3	1			4
Greatest deficit overcome	-	3	1	1	-			3	1	-	-	-	-			1
Handedness/Grip	Right/								Right/							

Game/Match Statistics	Game							Match
	1	2	3	4	5	6	7	
Longest rally (strokes)	14	8	12	8	8			14
Average rally	4	3	4	4	4			4

Game Progress

1	BAAH-DANSO Celia (GHA)	0	*1	1	*2	2	*3	4	*6	8	*9	10	*10	11	*11	11
	BRISTOL Christy (SEY)	*0	1	*3	4	*6	7	*8	8	*8	9	*10	11	*11	12	13
2	BAAH-DANSO Celia (GHA)	*0	1	*1	2	*3	4	*5	6	*7	9	11				
	BRISTOL Christy (SEY)	0	*1	3	*4	5	*6	7	*8	9	*9	9				
3	BAAH-DANSO Celia (GHA)	0	*1	2	*3	5	*6	8	*9	11						
	BRISTOL Christy (SEY)	*0	1	*2	3	*3	4	*4	5	5						
4	BAAH-DANSO Celia (GHA)	0	2	*3	3	*4	5	*7	8	*9	11					
	BRISTOL Christy (SEY)	0	*0	1	*3	4	*5	5	*6	7	7					
5	BAAH-DANSO Celia (GHA)	0	*1	3	*4	5	*7	9	*10	11						
	BRISTOL Christy (SEY)	*0	1	*1	2	*3	3	*3	4	4						

NOTES

The "Greatest deficit overcome" only applies when the player ends up winning the game.

LEGEND

No. Number **WS** Women's Singles * Server



Match Results

HO Tin-Tin (ENG) 4-0 KAPUGEEKIYANA Hansani (SRI)

Game Summary		Match	Game 1	Game 2	Game 3	Game 4	Game 5	Game 6	Game 7
HO Tin-Tin	ENG	4	11	12	11	11			
KAPUGEEKIYANA Hansani	SRI	0	8	10	2	5			
Duration:		21min	4min	6min	3min	5min			

Match No.: WS44 Table: 4

Umpires: WARNEST Gary (AUS) AU Wing (AUS)

Player Statistics	HO Tin-Tin (ENG)							Match	KAPUGEEKIYANA Hansani (SRI)							Match
	Game								Game							
	1	2	3	4	5	6	7		1	2	3	4	5	6	7	
Points won	11	12	11	11				45	8	10	2	5				25
Biggest lead	5	3	9	6				9	1	3	-	1				3
Points won on own serve	7	7	4	6				24	6	6	0	3				15
Points lost on own serve	2	4	2	2				10	4	5	7	5				21
Most consecutive points won	4	6	6	6				6	3	3	1	2				3
Greatest deficit overcome	1	3	-	1				3	-	-	-	-				-
Handedness/Grip	Right/								/							

Game/Match Statistics	Game							Match
	1	2	3	4	5	6	7	
Longest rally (strokes)	7	10	4	8				10
Average rally	4	4	3	4				4

Game Progress

1	HO Tin-Tin (ENG)	0	*1	2	*3	5	*6	8	*9	10	*10	11		
	KAPUGEEKIYANA Hansani (SRI)	*0	1	*2	3	*3	4	*4	5	*6	8	8		
2	HO Tin-Tin (ENG)	*0	0	*1	3	*5	6	*6	8	*8	9	*10	11	12
	KAPUGEEKIYANA Hansani (SRI)	0	*2	3	*3	3	*4	6	*6	8	*9	10	*10	10
3	HO Tin-Tin (ENG)	0	*2	4	*6	7	*9	10	11					
	KAPUGEEKIYANA Hansani (SRI)	*0	0	*0	0	*1	1	*2	2					
4	HO Tin-Tin (ENG)	*0	1	*2	4	*4	5	*7	9	11				
	KAPUGEEKIYANA Hansani (SRI)	0	*1	2	*2	4	*5	5	*5	5				

NOTES

The "Greatest deficit overcome" only applies when the player ends up winning the game.

LEGEND

No. Number WS Women's Singles * Server



Match Results

DAS Mouma (IND) 4-0 HO WAN KAU Elodie (MRI)

Game Summary		Match	Game 1	Game 2	Game 3	Game 4	Game 5	Game 6	Game 7
DAS Mouma	IND	4	11	11	11	11			
HO WAN KAU Elodie	MRI	0	6	1	8	7			
Duration:		19min	5min	3min	5min	4min			

Match No.: WS45 Table: 5

Umpires: PURCELL Tom (ENG) JUTLE Harry (ENG)

Player Statistics	DAS Mouma (IND)							Match	HO WAN KAU Elodie (MRI)							Match
	Game								Game							
	1	2	3	4	5	6	7		1	2	3	4	5	6	7	
Points won	11	11	11	11				44	6	1	8	7				22
Biggest lead	5	10	4	4				10	1	1	1	1				1
Points won on own serve	6	6	6	7				25	3	1	4	6				14
Points lost on own serve	3	0	4	1				8	5	5	5	3				18
Most consecutive points won	4	11	3	3				11	2	1	2	3				3
Greatest deficit overcome	1	1	1	1				1	-	-	-	-				-
Handedness/Grip	Right/								Left/							

Game/Match Statistics	Game							Match
	1	2	3	4	5	6	7	
Longest rally (strokes)	5	5	7	6				7
Average rally	3	3	4	4				3

Game Progress

1	DAS Mouma (IND)	*0	1	*3	4	*5	6	*7	9	*10	11	
	HO WAN KAU Elodie (MRI)	0	*1	1	*2	3	*4	5	*5	6	6	
2	DAS Mouma (IND)	0	*1	3	*5	7	*9	11				
	HO WAN KAU Elodie (MRI)	*0	1	*1	1	*1	1	1				
3	DAS Mouma (IND)	*0	1	*2	4	*5	6	*7	9	*10	10	11
	HO WAN KAU Elodie (MRI)	0	*1	2	*2	3	*4	5	*5	6	*8	8
4	DAS Mouma (IND)	0	*1	3	*3	4	*5	7	*8	10	11	
	HO WAN KAU Elodie (MRI)	0	1	*1	3	*4	5	*5	6	*6	7	

NOTES

The "Greatest deficit overcome" only applies when the player ends up winning the game.

LEGEND

No. Number WS Women's Singles * Server



Match Results

LAY Jian Fang (AUS) 4-0 TOMMY Priscilla (VAN)

Game Summary		Match	Game 1	Game 2	Game 3	Game 4	Game 5	Game 6	Game 7
LAY Jian Fang	AUS	4	11	12	11	12			
TOMMY Priscilla	VAN	0	4	10	3	10			
Duration:		22min	4min	6min	4min	6min			

Match No.: WS46 Table: 2

Umpires: FOOTE Ben (GGY) WONG Teck Yun (MAS)

Player Statistics	LAY Jian Fang (AUS)							Match	TOMMY Priscilla (VAN)							Match
	Game								Game							
	1	2	3	4	5	6	7		1	2	3	4	5	6	7	
Points won	11	12	11	12				46	4	10	3	10				27
Biggest lead	7	2	8	2				8	-	3	-	3				3
Points won on own serve	6	7	6	6				25	2	6	1	4				13
Points lost on own serve	2	4	2	5				13	5	5	5	6				21
Most consecutive points won	5	4	6	4				6	2	2	1	3				3
Greatest deficit overcome	-	3	-	3				3	-	-	-	-				-
Handedness/Grip	Right/								Right/							

Game/Match Statistics	Game							Match
	1	2	3	4	5	6	7	
Longest rally (strokes)	14	12	11	19				19
Average rally	6	6	5	6				6

Game Progress

1	LAY Jian Fang (AUS)	*0	2	*4	5	*6	7	*8	10	11					
	TOMMY Priscilla (VAN)	0	*0	0	*1	2	*3	4	*4	4					
2	LAY Jian Fang (AUS)	0	*0	1	*2	4	*4	5	*7	9	*10	10	*11	12	
	TOMMY Priscilla (VAN)	*0	2	*3	4	*4	6	*7	7	*7	8	*10	10	10	
3	LAY Jian Fang (AUS)	*0	1	*3	4	*5	7	*9	11						
	TOMMY Priscilla (VAN)	0	*1	1	*2	3	*3	3	3						
4	LAY Jian Fang (AUS)	0	*1	2	*2	3	*4	6	*8	9	*10	10	*11	12	
	TOMMY Priscilla (VAN)	0	1	*2	4	*5	6	*6	6	*7	8	*10	10	10	

NOTES

The "Greatest deficit overcome" only applies when the player ends up winning the game.

LEGEND

No. Number WS Women's Singles * Server



Match Results

HO Ying (MAS) 4-2 CAREY Charlotte (WAL)

Game Summary		Match	Game 1	Game 2	Game 3	Game 4	Game 5	Game 6	Game 7
HO Ying	MAS	4	11	5	11	11	8	11	
CAREY Charlotte	WAL	2	7	11	5	6	11	8	
Duration:		46min	6min	5min	5min	7min	8min	9min	

Match No.: WS47 Table: 1

Umpires: DINSEY Greg (AUS) PATANE Mark (AUS)

Player Statistics	HO Ying (MAS)							Match	CAREY Charlotte (WAL)							Match
	Game								Game							
	1	2	3	4	5	6	7		1	2	3	4	5	6	7	
Points won	11	5	11	11	8	11		57	7	11	5	6	11	8		48
Biggest lead	4	-	6	6	1	3		6	2	6	1	-	5	1		6
Points won on own serve	9	2	5	7	5	7		35	6	5	2	5	7	6		31
Points lost on own serve	1	6	3	1	4	2		17	2	3	6	4	2	4		21
Most consecutive points won	6	3	6	6	3	2		6	3	4	2	2	5	3		5
Greatest deficit overcome	2	-	1	-	-	1		2	-	-	-	-	1	-		1
Handedness/Grip	Right/								Left/							

Game/Match Statistics	Game							Match
	1	2	3	4	5	6	7	
Longest rally (strokes)	8	8	8	13	20	25		25
Average rally	4	3	5	5	5	7		5

Game Progress

1	HO Ying (MAS)	*0	1	*1	3	*3	5	*7	9	*9	11	
	CAREY Charlotte (WAL)	0	*1	3	*3	5	*5	5	*5	7	7	
2	HO Ying (MAS)	0	*1	1	*2	2	*3	5	*5	5		
	CAREY Charlotte (WAL)	*0	1	*3	4	*6	7	*7	9	11		
3	HO Ying (MAS)	*0	1	*2	4	*6	8	*9	9	11		
	CAREY Charlotte (WAL)	0	*1	2	*2	2	*2	3	*5	5		
4	HO Ying (MAS)	0	*1	3	*5	7	*7	9	*9	10	11	
	CAREY Charlotte (WAL)	*0	1	*1	1	*1	3	*3	5	*6	6	
5	HO Ying (MAS)	0	1	*1	3	*4	5	*5	5	*6	8	8
	CAREY Charlotte (WAL)	0	*1	3	*3	4	*5	7	*9	10	*10	11
6	HO Ying (MAS)	0	*1	3	*3	4	*5	7	*8	9	*10	11
	CAREY Charlotte (WAL)	*0	1	*1	3	*4	5	*5	6	*7	8	8

NOTES

The "Greatest deficit overcome" only applies when the player ends up winning the game.

LEGEND

No. Number WS Women's Singles * Server



Match Results

PAYET Denise (ENG) 4-0 YEE Grace (FIJ)

Game Summary		Match	Game 1	Game 2	Game 3	Game 4	Game 5	Game 6	Game 7
PAYET Denise	ENG	4	11	11	11	11			
YEE Grace	FIJ	0	4	3	2	7			
Duration:		18min	4min	3min	3min	5min			

Match No.: WS48 Table: 6

Umpires: POOLE Maurie (AUS) RODER Lenore (AUS)

Player Statistics	PAYET Denise (ENG)							Match	YEE Grace (FIJ)							Match
	Game								Game							
	1	2	3	4	5	6	7		1	2	3	4	5	6	7	
Points won	11	11	11	11				44	4	3	2	7				16
Biggest lead	7	8	9	4				9	-	-	-	2				2
Points won on own serve	6	7	5	6				24	3	2	1	3				9
Points lost on own serve	1	1	1	4				7	5	4	6	5				20
Most consecutive points won	4	6	8	4				8	1	1	1	3				3
Greatest deficit overcome	-	-	-	2				2	-	-	-	-				-
Handedness/Grip	Right/								Right/							

Game/Match Statistics	Game							Match
	1	2	3	4	5	6	7	
Longest rally (strokes)	14	5	7	7				14
Average rally	5	3	4	4				4

Game Progress

1	PAYET Denise (ENG)	0	*2	3	*4	6	*7	9	*10	11	
	YEE Grace (FIJ)	*0	0	*1	2	*2	3	*3	4	4	
2	PAYET Denise (ENG)	*0	2	*3	4	*5	7	*9	11		
	YEE Grace (FIJ)	0	*0	1	*2	3	*3	3	3		
3	PAYET Denise (ENG)	0	*2	3	*4	6	*8	10	11		
	YEE Grace (FIJ)	*0	0	*1	2	*2	2	*2	2		
4	PAYET Denise (ENG)	*0	0	*2	4	*4	5	*7	8	*9	11
	YEE Grace (FIJ)	0	*2	2	*2	4	*5	5	*6	7	7

NOTES

The "Greatest deficit overcome" only applies when the player ends up winning the game.

LEGEND

No. Number **WS** Women's Singles * Server



Match Results

FENG Tianwei (SGP) 4-0 TAPPER Melissa (AUS)

Game Summary		Match	Game 1	Game 2	Game 3	Game 4	Game 5	Game 6	Game 7
FENG Tianwei	SGP	4	11	11	11	11			
TAPPER Melissa	AUS	0	5	2	9	7			
Duration:		25min	5min	4min	7min	7min			

Match No.: WS50 Table: 2

Umpires: MUGWANYA Ronald (UGA) FRIMPONG Francis (GHA)

Player Statistics	FENG Tianwei (SGP)							Match	TAPPER Melissa (AUS)							Match
	Game								Game							
	1	2	3	4	5	6	7		1	2	3	4	5	6	7	
Points won	11	11	11	11				44	5	2	9	7				23
Biggest lead	6	9	2	4				9	-	-	2	-				2
Points won on own serve	6	4	5	6				21	3	0	4	5				12
Points lost on own serve	2	2	5	2				11	5	7	6	5				23
Most consecutive points won	3	7	4	4				7	2	1	2	2				2
Greatest deficit overcome	-	-	2	-				2	-	-	-	-				-
Handedness/Grip	/								Left/							

Game/Match Statistics	Game							Match
	1	2	3	4	5	6	7	
Longest rally (strokes)	8	8	9	14				14
Average rally	4	4	4	5				4

Game Progress

1	FENG Tianwei (SGP)	*0	2	*3	4	*5	7	*8	9	11		
	TAPPER Melissa (AUS)	0	*0	1	*2	3	*3	4	*5	5		
2	FENG Tianwei (SGP)	0	*2	4	*6	7	*9	10	11			
	TAPPER Melissa (AUS)	*0	0	*0	0	*1	1	*2	2			
3	FENG Tianwei (SGP)	*0	1	*2	3	*4	5	*6	6	*8	10	11
	TAPPER Melissa (AUS)	0	*1	2	*3	4	*5	6	*8	8	*8	9
4	FENG Tianwei (SGP)	0	*1	3	*3	4	*6	8	*8	9	11	
	TAPPER Melissa (AUS)	*0	1	*1	3	*4	4	*4	6	*7	7	

NOTES

The "Greatest deficit overcome" only applies when the player ends up winning the game.

LEGEND

No. Number WS Women's Singles * Server



Match Results

SIBLEY Kelly (ENG) 4-2 PATKAR Madhurika (IND)

Game Summary		Match	Game 1	Game 2	Game 3	Game 4	Game 5	Game 6	Game 7
SIBLEY Kelly	ENG	4	11	11	2	11	8	11	
PATKAR Madhurika	IND	2	9	8	11	3	11	6	
Duration:		44min	7min	6min	4min	5min	8min	8min	

Match No.: WS51 Table: 3

Umpires: ALMASI William (AUS) NOMURA Nanako (AUS)

Player Statistics	SIBLEY Kelly (ENG)							Match	PATKAR Madhurika (IND)							Match
	Game								Game							
	1	2	3	4	5	6	7		1	2	3	4	5	6	7	
Points won	11	11	2	11	8	11		54	9	8	11	3	11	6		48
Biggest lead	2	4	-	8	1	5		8	3	2	9	-	4	1		9
Points won on own serve	6	7	1	6	5	6		31	5	6	5	3	6	4		29
Points lost on own serve	4	2	6	0	5	2		19	5	4	1	5	3	5		23
Most consecutive points won	3	6	1	7	3	4		7	3	3	7	1	3	5		7
Greatest deficit overcome	3	2	-	-	-	1		3	-	-	-	-	1	-		1
Handedness/Grip	Right/								Right/							

Game/Match Statistics	Game							Match
	1	2	3	4	5	6	7	
Longest rally (strokes)	14	9	15	10	12	12		15
Average rally	4	4	5	5	5	5		4

Game Progress

1	SIBLEY Kelly (ENG)	*0	1	*1	2	*3	4	*5	7	*8	9	11	PATKAR Madhurika (IND)	0	*1	3	*4	5	*6	7	*7	8	*9	9
2	SIBLEY Kelly (ENG)	0	*1	2	*3	4	*4	6	*8	10	*10	11	PATKAR Madhurika (IND)	*0	1	*2	3	*4	6	*6	6	*6	8	8
3	SIBLEY Kelly (ENG)	*0	0	*1	2	*2	2	*2	2	PATKAR Madhurika (IND)	0	*2	3	*4	6	*8	10	11						
4	SIBLEY Kelly (ENG)	0	*1	3	*4	6	*8	10	11	PATKAR Madhurika (IND)	*0	1	*1	2	*2	2	*2	3						
5	SIBLEY Kelly (ENG)	*0	1	*2	2	*4	5	*5	6	*6	8	8	PATKAR Madhurika (IND)	0	*1	2	*4	4	*5	7	*8	10	*10	11
6	SIBLEY Kelly (ENG)	0	*2	4	*4	4	*5	7	*8	10	11	PATKAR Madhurika (IND)	*0	0	*0	2	*4	5	*5	6	*6	6		

NOTES

The "Greatest deficit overcome" only applies when the player ends up winning the game.

LEGEND

No. Number WS Women's Singles * Server



Match Results

ZHOU Yihan (SGP) 4-3 CHANG Li Sian Alice (MAS)

Game Summary		Match	Game 1	Game 2	Game 3	Game 4	Game 5	Game 6	Game 7
ZHOU Yihan	SGP	4	7	7	7	11	11	11	11
CHANG Li Sian Alice	MAS	3	11	11	11	8	5	4	9
Duration:		1h9min	7min	8min	10min	9min	8min	7min	14min

Match No.: WS52 Table: 5

Umpires: PINKEWICH Marie (AUS) LAZELL Peter (AUS)

Player Statistics	ZHOU Yihan (SGP)								CHANG Li Sian Alice (MAS)							
	Game							Match	Game							Match
	1	2	3	4	5	6	7		1	2	3	4	5	6	7	
Points won	7	7	7	11	11	11	11	65	11	11	11	8	5	4	9	59
Biggest lead	1	-	2	3	6	7	4	7	4	4	4	2	1	-	2	4
Points won on own serve	4	1	4	5	6	5	5	30	5	4	5	4	3	2	4	27
Points lost on own serve	6	7	6	4	2	2	5	32	3	6	3	6	5	6	6	35
Most consecutive points won	2	2	2	4	4	5	5	5	4	4	5	3	1	2	3	5
Greatest deficit overcome	-	-	-	2	1	-	2	2	1	-	2	-	-	-	-	2
Handedness/Grip	/								Right/							

Game/Match Statistics	Game							Match
	1	2	3	4	5	6	7	
Longest rally (strokes)	16	31	30	52	29	33	48	52
Average rally	7	10	8	12	10	10	17	11

Game Progress

1	ZHOU Yihan (SGP)	*0	1	*2	3	*4	4	*5	7	*7	7	
	CHANG Li Sian Alice (MAS)	0	*1	2	*3	4	*6	7	*7	9	11	
2	ZHOU Yihan (SGP)	0	*1	1	*1	2	*4	4	*6	6	7	
	CHANG Li Sian Alice (MAS)	*0	1	*3	5	*6	6	*8	8	*10	11	
3	ZHOU Yihan (SGP)	*0	2	*3	3	*4	5	*6	7	*7	7	
	CHANG Li Sian Alice (MAS)	0	*0	1	*3	4	*5	6	*7	9	11	
4	ZHOU Yihan (SGP)	0	*2	2	*3	3	*5	7	*7	9	*10	11
	CHANG Li Sian Alice (MAS)	*0	0	*2	3	*5	5	*5	7	*7	8	8
5	ZHOU Yihan (SGP)	*0	1	*2	4	*5	7	*9	10	11		
	CHANG Li Sian Alice (MAS)	0	*1	2	*2	3	*3	3	*4	5		
6	ZHOU Yihan (SGP)	0	*1	3	*5	5	*7	9	*10	11		
	CHANG Li Sian Alice (MAS)	*0	1	*1	1	*3	3	*3	4	4		
7	ZHOU Yihan (SGP)	*0	0	*2	3	*5	7	*8	9	*9	10	11
	CHANG Li Sian Alice (MAS)	0	*2	2	*3	3	*3	4	*5	7	*8	9

NOTES

The "Greatest deficit overcome" only applies when the player ends up winning the game.

LEGEND

No. Number WS Women's Singles * Server



Match Results

BATRA Manika (IND) 4-1 FENG Tracy (AUS)

Game Summary		Match	Game 1	Game 2	Game 3	Game 4	Game 5	Game 6	Game 7
BATRA Manika	IND	4	11	11	9	11	11		
FENG Tracy	AUS	1	6	6	11	9	7		
Duration:		35min	5min	5min	7min	7min	7min		

Match No.: WS53 Table: 1

Umpires: YEW Freddie (SGP) CHAN Cheryl (SGP)

Player Statistics	BATRA Manika (IND)							Match	FENG Tracy (AUS)							Match
	Game								Game							
	1	2	3	4	5	6	7		1	2	3	4	5	6	7	
Points won	11	11	9	11	11			53	6	6	11	9	7			39
Biggest lead	5	5	1	2	4			5	3	3	4	3	2			4
Points won on own serve	5	5	4	6	6			26	2	3	5	5	3			18
Points lost on own serve	4	3	6	4	4			21	6	6	5	5	5			27
Most consecutive points won	8	5	4	5	5			8	3	3	4	4	3			4
Greatest deficit overcome	3	3	-	3	2			3	-	-	1	-	-			1
Handedness/Grip	Right/								Right/							

Game/Match Statistics	Game							Match
	1	2	3	4	5	6	7	
Longest rally (strokes)	13	8	15	14	13			15
Average rally	5	4	6	5	6			5

Game Progress

1	BATRA Manika (IND)	*0	1	*2	2	*3	4	*6	8	*10	11
	FENG Tracy (AUS)	0	*1	2	*4	5	*6	6	*6	6	6
2	BATRA Manika (IND)	0	*0	1	*2	4	*6	7	*9	10	11
	FENG Tracy (AUS)	*0	2	*3	4	*4	4	*5	5	*6	6
3	BATRA Manika (IND)	*0	0	*0	1	*3	4	*6	7	*8	9
	FENG Tracy (AUS)	0	*2	4	*5	5	*6	6	*7	8	*9
4	BATRA Manika (IND)	0	*1	1	*2	4	*5	6	*6	7	*9
	FENG Tracy (AUS)	*0	1	*3	4	*4	5	*6	8	*9	9
5	BATRA Manika (IND)	*0	0	*2	3	*4	6	*6	7	*9	11
	FENG Tracy (AUS)	0	*2	2	*3	4	*4	6	*7	7	7

NOTES

The "Greatest deficit overcome" only applies when the player ends up winning the game.

LEGEND

No. Number WS Women's Singles * Server



Match Results

YU Mengyu (SGP) 4-0 BAAH-DANSO Celia (GHA)

Game Summary		Match	Game 1	Game 2	Game 3	Game 4	Game 5	Game 6	Game 7
YU Mengyu	SGP	4	11	11	11	11			
BAAH-DANSO Celia	GHA	0	3	4	5	4			
Duration:		16min	4min	4min	4min	4min			

Match No.: WS54 Table: 6

Umpires: WILLIAMS Jackie (WAL) ANS Erica (CAN)

Player Statistics	YU Mengyu (SGP)							Match	BAAH-DANSO Celia (GHA)							Match
	Game								Game							
	1	2	3	4	5	6	7		1	2	3	4	5	6	7	
Points won	11	11	11	11				44	3	4	5	4				16
Biggest lead	8	7	6	7				8	1	2	-	-				2
Points won on own serve	7	6	5	7				25	2	3	2	4				11
Points lost on own serve	1	1	3	0				5	4	5	6	4				19
Most consecutive points won	9	8	4	4				9	3	2	2	1				3
Greatest deficit overcome	1	2	-	-				2	-	-	-	-				-
Handedness/Grip	/								Right/							

Game/Match Statistics	Game							Match
	1	2	3	4	5	6	7	
Longest rally (strokes)	8	13	6	16				16
Average rally	3	5	3	5				4

Game Progress

1	YU Mengyu (SGP)	*0	2	*2	3	*5	7	*9	11
	BAAH-DANSO Celia (GHA)	0	*0	2	*3	3	*3	3	3
2	YU Mengyu (SGP)	0	*0	1	*3	5	*7	9	*10
	BAAH-DANSO Celia (GHA)	*0	2	*3	3	*3	3	*3	4
3	YU Mengyu (SGP)	*0	2	*3	5	*7	7	*8	9
	BAAH-DANSO Celia (GHA)	0	*0	1	*1	1	*3	4	*5
4	YU Mengyu (SGP)	0	*1	3	*4	6	*7	9	*10
	BAAH-DANSO Celia (GHA)	*0	1	*1	2	*2	3	*3	4

NOTES

The "Greatest deficit overcome" only applies when the player ends up winning the game.

LEGEND

No. Number WS Women's Singles * Server



Match Results

DAS Mouma (IND) 4-3 HO Tin-Tin (ENG)

Game Summary		Match	Game 1	Game 2	Game 3	Game 4	Game 5	Game 6	Game 7
DAS Mouma	IND	4	11	7	9	11	11	11	11
HO Tin-Tin	ENG	3	7	11	11	8	13	7	8
Duration:		59min	6min	6min	7min	8min	11min	7min	8min

Match No.: WS55 Table: 2

Umpires: MARTIN Andrew (AUS) JEFFRESS Anthony (AUS)

Player Statistics	DAS Mouma (IND)								HO Tin-Tin (ENG)							
	Game							Match	Game							Match
	1	2	3	4	5	6	7		1	2	3	4	5	6	7	
Points won	11	7	9	11	11	11	11	71	7	11	11	8	13	7	8	65
Biggest lead	4	1	1	3	3	4	3	4	1	4	4	1	3	4	1	4
Points won on own serve	8	2	5	7	5	5	5	37	5	5	6	5	6	4	3	34
Points lost on own serve	2	6	5	2	7	3	5	30	3	5	4	4	6	6	6	34
Most consecutive points won	3	2	2	3	3	5	4	5	3	5	4	3	4	2	2	5
Greatest deficit overcome	1	-	-	1	-	4	1	4	-	1	1	-	3	-	-	3
Handedness/Grip	Right/								Right/							

Game/Match Statistics	Game							Match
	1	2	3	4	5	6	7	
Longest rally (strokes)	12	10	8	7	10	8	11	12
Average rally	4	5	5	4	4	4	5	4

Game Progress

1	DAS Mouma (IND)	*0	2	*2	3	*4	6	*7	8	*9	11	HO Tin-Tin (ENG)	0	*0	2	*3	4	*4	5	*6	7	7										
2	DAS Mouma (IND)	0	*1	1	*3	4	*5	5	*5	6	7	HO Tin-Tin (ENG)	*0	1	*3	3	*4	5	*7	9	*10	11										
3	DAS Mouma (IND)	*0	0	*0	2	*3	4	*6	7	*8	9	9	HO Tin-Tin (ENG)	0	*2	4	*4	5	*6	6	*7	8	*9	11								
4	DAS Mouma (IND)	0	*1	3	*4	5	*5	7	*8	9	*10	11	HO Tin-Tin (ENG)	0	1	*1	2	*3	5	*5	6	*7	8	8								
5	DAS Mouma (IND)	*0	2	*3	4	*4	4	*5	6	*8	8	*10	11	*11	11	11	HO Tin-Tin (ENG)	0	*0	1	*2	4	*6	7	*8	8	*10	10	*10	11	*12	13
6	DAS Mouma (IND)	0	*0	1	*2	2	*4	6	*7	9	11	HO Tin-Tin (ENG)	*0	2	*3	4	*6	6	*6	7	*7	7										
7	DAS Mouma (IND)	*0	1	*3	4	*5	6	*7	8	*9	10	11	HO Tin-Tin (ENG)	0	*1	1	*2	3	*4	5	*6	7	*8	8								

NOTES

The "Greatest deficit overcome" only applies when the player ends up winning the game.

LEGEND

No. Number WS Women's Singles * Server



Match Results

LAY Jian Fang (AUS) 4-1 HO Ying (MAS)

Game Summary		Match	Game 1	Game 2	Game 3	Game 4	Game 5	Game 6	Game 7
LAY Jian Fang	AUS	4	8	11	11	11	11		
HO Ying	MAS	1	11	5	7	2	5		
Duration:		31min	6min	5min	6min	4min	6min		

Match No.: WS56 Table: 1

Umpires: SAMAL Jiban (IND) MEHRA Vipin (IND)

Player Statistics	LAY Jian Fang (AUS)							Match	HO Ying (MAS)							Match
	Game								Game							
	1	2	3	4	5	6	7		1	2	3	4	5	6	7	
Points won	8	11	11	11	11			52	11	5	7	2	5			30
Biggest lead	-	6	4	9	6			9	6	-	-	-	-			6
Points won on own serve	6	7	8	6	4			31	7	4	5	2	2			20
Points lost on own serve	4	1	2	0	3			10	2	4	3	5	6			20
Most consecutive points won	3	3	2	7	5			7	4	3	2	2	2			4
Greatest deficit overcome	-	-	-	-	-			-	-	-	-	-	-			-
Handedness/Grip	Right/								Right/							

Game/Match Statistics	Game							Match
	1	2	3	4	5	6	7	
Longest rally (strokes)	14	7	8	10	10			14
Average rally	5	4	5	4	4			4

Game Progress

1	LAY Jian Fang (AUS)	*0	1	*1	1	*2	3	*3	5	*6	8	8
	HO Ying (MAS)	0	*1	3	*5	6	*7	9	*9	10	*10	11
2	LAY Jian Fang (AUS)	0	*2	3	*3	5	*6	8	*9	11		
	HO Ying (MAS)	*0	0	*1	3	*3	4	*4	5	5		
3	LAY Jian Fang (AUS)	*0	2	*2	4	*5	6	*7	9	*10	11	
	HO Ying (MAS)	0	*0	2	*2	3	*4	5	*5	6	7	
4	LAY Jian Fang (AUS)	0	*2	4	*4	6	*8	10	11			
	HO Ying (MAS)	*0	0	*0	2	*2	2	*2	2			
5	LAY Jian Fang (AUS)	0	2	*4	5	*7	7	*8	10	11		
	HO Ying (MAS)	0	*0	0	*1	1	*3	4	*4	5		

NOTES

The "Greatest deficit overcome" only applies when the player ends up winning the game.

LEGEND

No. Number WS Women's Singles * Server



Match Results

ZHANG Mo (CAN) 4-0 PAYET Denise (ENG)

Game Summary		Match	Game 1	Game 2	Game 3	Game 4	Game 5	Game 6	Game 7
ZHANG Mo	CAN	4	11	11	11	11			
PAYET Denise	ENG	0	3	4	7	6			
Duration:		22min	4min	4min	5min	6min			

Match No.: WS57 Table: 4

Umpires: ROKSANDIC Zark (AUS) McMULLAN John (AUS)

Player Statistics	ZHANG Mo (CAN)							Match	PAYET Denise (ENG)							Match
	Game								Game							
	1	2	3	4	5	6	7		1	2	3	4	5	6	7	
Points won	11	11	11	11				44	3	4	7	6				20
Biggest lead	8	7	4	5				8	-	-	-	-				-
Points won on own serve	7	5	8	5				25	2	2	5	3				12
Points lost on own serve	1	2	2	3				8	4	6	3	6				19
Most consecutive points won	6	4	3	3				6	2	3	2	2				3
Greatest deficit overcome	-	-	-	-				-	-	-	-	-				-
Handedness/Grip	Right/								Right/							

Game/Match Statistics	Game							Match
	1	2	3	4	5	6	7	
Longest rally (strokes)	8	13	9	6				13
Average rally	5	6	5	4				5

Game Progress

1	ZHANG Mo (CAN)	*0	2	*4	5	*5	7	*9	11		
	PAYET Denise (ENG)	0	*0	0	*1	3	*3	3	3		
2	ZHANG Mo (CAN)	0	*2	4	*4	5	*7	8	*10	11	
	PAYET Denise (ENG)	*0	0	*0	2	*3	3	*4	4	4	
3	ZHANG Mo (CAN)	*0	2	*2	4	*5	6	*7	8	*9	11
	PAYET Denise (ENG)	0	*0	2	*2	3	*4	5	*6	7	7
4	ZHANG Mo (CAN)	0	*2	3	*4	6	*7	8	*9	10	11
	PAYET Denise (ENG)	*0	0	*1	2	*2	3	*4	5	*6	6

NOTES

The "Greatest deficit overcome" only applies when the player ends up winning the game.

LEGEND

No. Number WS Women's Singles * Server



Match Results

FENG Tianwei (SGP) 4-0 SIBLEY Kelly (ENG)

Game Summary		Match	Game 1	Game 2	Game 3	Game 4	Game 5	Game 6	Game 7
FENG Tianwei	SGP	4	11	11	11	14			
SIBLEY Kelly	ENG	0	5	9	3	12			
Duration:		35min	6min	8min	6min	12min			

Match No.: WS58 Table: 1

Umpires: McNEILL Jock (AUS) WONG Kenneth (AUS)

Player Statistics	FENG Tianwei (SGP)							Match	SIBLEY Kelly (ENG)							Match	
	Game								Game								
	1	2	3	4	5	6	7		1	2	3	4	5	6	7		
Points won	11	11	11	14				47	5	9	3	12					29
Biggest lead	6	3	8	5				8	1	1	1	2					2
Points won on own serve	5	9	6	8				28	2	8	1	7					18
Points lost on own serve	3	1	2	5				11	6	2	5	6					19
Most consecutive points won	4	4	9	5				9	1	3	1	6					6
Greatest deficit overcome	1	1	1	2				2	-	-	-	-					-
Handedness/Grip	/								Right/								

Game/Match Statistics	Game							Match
	1	2	3	4	5	6	7	
Longest rally (strokes)	11	12	12	18				18
Average rally	6	5	5	6				5

Game Progress

1	FENG Tianwei (SGP)		*0	1	*2	4	*6	7	*8	9	11								
	SIBLEY Kelly (ENG)		0	*1	2	*2	2	*3	4	*5	5								
2	FENG Tianwei (SGP)		0	*1	3	*4	5	*5	7	*7	9	*9	11						
	SIBLEY Kelly (ENG)		*0	1	*1	2	*3	5	*5	7	*7	9	9						
3	FENG Tianwei (SGP)		*0	1	*2	4	*6	8	*10	11									
	SIBLEY Kelly (ENG)		0	*1	2	*2	2	*2	2	3									
4	FENG Tianwei (SGP)		0	*0	2	*3	5	*7	8	*9	9	*9	10	*10	11	*12	12	*13	14
	SIBLEY Kelly (ENG)		*0	2	*2	3	*3	3	*4	5	*7	9	*10	11	*11	11	*12	12	12

NOTES

The "Greatest deficit overcome" only applies when the player ends up winning the game.

LEGEND

No. Number WS Women's Singles * Server



Match Results

BATRA Manika (IND) 4-1 ZHOU Yihan (SGP)

Game Summary		Match	Game 1	Game 2	Game 3	Game 4	Game 5	Game 6	Game 7
BATRA Manika	IND	4	11	11	11	6	11		
ZHOU Yihan	SGP	1	5	6	2	11	9		
Duration:		36min	5min	6min	5min	8min	8min		

Match No.: WS59 Table: 1

Umpires: PURCELL Tom (ENG) JUTLE Harry (ENG)

Player Statistics	BATRA Manika (IND)							Match	ZHOU Yihan (SGP)							Match
	Game								Game							
	1	2	3	4	5	6	7		1	2	3	4	5	6	7	
Points won	11	11	11	6	11			50	5	6	2	11	9			33
Biggest lead	7	5	9	1	2			9	-	-	-	5	1			5
Points won on own serve	6	6	5	2	6			25	3	4	0	4	5			16
Points lost on own serve	2	2	2	6	4			16	5	5	6	4	5			25
Most consecutive points won	5	5	4	2	2			5	2	3	1	5	2			5
Greatest deficit overcome	-	-	-	-	1			1	-	-	-	1	-			1
Handedness/Grip	Right/								/							

Game/Match Statistics	Game							Match
	1	2	3	4	5	6	7	
Longest rally (strokes)	10	16	9	13	16			16
Average rally	5	6	5	8	8			6

Game Progress

1	BATRA Manika (IND)	*0	2	*3	4	*5	7	*9	10	11		
	ZHOU Yihan (SGP)	0	*0	1	*2	3	*3	3	*4	5		
2	BATRA Manika (IND)	0	*2	4	*5	6	*6	7	*8	10	11	
	ZHOU Yihan (SGP)	*0	0	*0	1	*2	4	*5	6	*6	6	
3	BATRA Manika (IND)	*0	2	*4	5	*7	8	*10	11			
	ZHOU Yihan (SGP)	0	*0	0	*1	1	*2	2	2			
4	BATRA Manika (IND)	0	*1	2	*2	2	*3	4	*6	6	6	
	ZHOU Yihan (SGP)	0	1	*2	4	*6	7	*8	8	*10	11	
5	BATRA Manika (IND)	*0	1	*2	3	*4	6	*6	8	*9	9	11
	ZHOU Yihan (SGP)	0	*1	2	*3	4	*4	6	*6	7	*9	9

NOTES

The "Greatest deficit overcome" only applies when the player ends up winning the game.

LEGEND

No. Number WS Women's Singles * Server



Match Results

YU Mengyu (SGP) 4-1 DAS Mouma (IND)

Game Summary		Match	Game 1	Game 2	Game 3	Game 4	Game 5	Game 6	Game 7
YU Mengyu	SGP	4	15	11	11	7	11		
DAS Mouma	IND	1	13	7	5	11	5		
Duration:		43min	11min	7min	6min	7min	6min		

Match No.: WS60 Table: 1

Umpires: HAKIMARA Marzieh (CAN) MIKITA Darek (CAN)

Player Statistics	YU Mengyu (SGP)							Match	DAS Mouma (IND)							Match
	Game								Game							
	1	2	3	4	5	6	7		1	2	3	4	5	6	7	
Points won	15	11	11	7	11			55	13	7	5	11	5			41
Biggest lead	2	4	6	-	6			6	2	2	1	5	1			5
Points won on own serve	8	6	6	4	4			28	7	5	3	7	2			24
Points lost on own serve	6	2	2	4	3			17	7	5	5	3	6			26
Most consecutive points won	4	3	5	4	7			7	3	2	3	4	2			4
Greatest deficit overcome	2	2	1	-	1			2	-	-	-	-	-			-
Handedness/Grip	/								Right/							

Game/Match Statistics	Game							Match
	1	2	3	4	5	6	7	
Longest rally (strokes)	8	12	8	6	9			12
Average rally	5	5	4	4	5			4

Game Progress

1	YU Mengyu (SGP)	*0	0	*2	4	*5	6	*6	7	*8	9	*10	11	*11	12	*12	12	*13
	DAS Mouma (IND)	0	*2	2	*2	3	*4	6	*7	8	*9	10	*10	11	*11	12	*13	13
		14	15															
		*13	13															
2	YU Mengyu (SGP)	0	*0	2	*3	5	*6	7	*8	9	11							
	DAS Mouma (IND)	*0	2	*2	3	*3	4	*5	6	*7	7							
3	YU Mengyu (SGP)	*0	2	*2	3	*4	6	*8	9	11								
	DAS Mouma (IND)	0	*0	2	*3	4	*4	4	*5	5								
4	YU Mengyu (SGP)	0	*0	1	*1	2	*4	5	*6	7	7							
	DAS Mouma (IND)	*0	2	*3	5	*6	6	*7	8	*9	11							
5	YU Mengyu (SGP)	0	1	*2	3	*4	5	*7	9	11								
	DAS Mouma (IND)	0	*1	2	*3	4	*5	5	*5	5								

NOTES

The "Greatest deficit overcome" only applies when the player ends up winning the game.

LEGEND

No. Number WS Women's Singles * Server



Match Results

ZHANG Mo (CAN) 4-0 LAY Jian Fang (AUS)

Game Summary		Match	Game 1	Game 2	Game 3	Game 4	Game 5	Game 6	Game 7
ZHANG Mo	CAN	4	11	11	11	11			
LAY Jian Fang	AUS	0	2	2	5	6			
Duration:		22min	4min	4min	5min	6min			

Match No.: WS61 Table: 1

Umpires: PURCELL Tom (ENG) WHITAKER Jonathan (SCO)

Player Statistics	ZHANG Mo (CAN)							Match	LAY Jian Fang (AUS)							Match
	Game								Game							
	1	2	3	4	5	6	7		1	2	3	4	5	6	7	
Points won	11	11	11	11				44	2	2	5	6				15
Biggest lead	9	10	6	7				10	-	-	-	-				-
Points won on own serve	5	7	6	6				24	1	2	3	4				10
Points lost on own serve	1	0	2	2				5	6	4	5	4				19
Most consecutive points won	9	10	6	6				10	1	2	3	2				3
Greatest deficit overcome	-	-	-	-				-	-	-	-	-				-
Handedness/Grip	Right/								Right/							

Game/Match Statistics	Game							Match
	1	2	3	4	5	6	7	
Longest rally (strokes)	11	18	12	9				18
Average rally	5	4	5	5				5

Game Progress

1	ZHANG Mo (CAN)	0	*1	3	*5	7	*9	10	11		
	LAY Jian Fang (AUS)	*0	1	*1	1	*1	1	*2	2		
2	ZHANG Mo (CAN)	*0	2	*4	6	*8	10	*10	11		
	LAY Jian Fang (AUS)	0	*0	0	*0	0	*0	2	2		
3	ZHANG Mo (CAN)	0	*2	3	*4	5	*5	7	*9	11	
	LAY Jian Fang (AUS)	*0	0	*1	2	*3	5	*5	5	5	
4	ZHANG Mo (CAN)	0	2	*3	4	*6	8	*9	10	*10	11
	LAY Jian Fang (AUS)	0	*0	1	*2	2	*2	3	*4	6	6

NOTES

The "Greatest deficit overcome" only applies when the player ends up winning the game.

LEGEND

No. Number WS Women's Singles * Server



Match Results

BATRA Manika (IND) 4-3 FENG Tianwei (SGP)

Game Summary		Match	Game 1	Game 2	Game 3	Game 4	Game 5	Game 6	Game 7
BATRA Manika	IND	4	12	5	11	5	5	11	13
FENG Tianwei	SGP	3	10	11	8	11	11	9	11
Duration:		1h1min	8min	6min	8min	6min	6min	10min	12min

Match No.: WS62 Table: 1

Umpires: FRANSMAN Claire (RSA) ADAMS Tiffany (RSA)

Player Statistics	BATRA Manika (IND)								FENG Tianwei (SGP)							
	Game							Match	Game							Match
	1	2	3	4	5	6	7		1	2	3	4	5	6	7	
Points won	12	5	11	5	5	11	13	62	10	11	8	11	11	9	11	71
Biggest lead	3	-	3	-	-	2	2	3	3	6	4	6	6	2	4	6
Points won on own serve	5	3	7	3	4	6	8	36	4	6	5	6	7	5	7	40
Points lost on own serve	6	5	3	5	4	4	4	31	7	2	4	2	1	5	5	26
Most consecutive points won	4	1	3	1	2	3	3	4	3	3	4	4	4	3	4	4
Greatest deficit overcome	3	-	4	-	-	2	4	4	-	-	-	-	-	-	-	-
Handedness/Grip	Right/								/							

Game/Match Statistics	Game							Match
	1	2	3	4	5	6	7	
Longest rally (strokes)	11	11	17	14	11	16	13	17
Average rally	5	6	7	7	5	6	6	6

Game Progress

1	BATRA Manika (IND)	*0	0	*1	3	*4	5	*7	7	*9	10	*10	11	12	FENG Tianwei (SGP)	0	*2	3	*3	4	*5	5	*7	7	*8	10	*10	10				
2	BATRA Manika (IND)	0	*0	1	*2	3	*3	4	*5	5	FENG Tianwei (SGP)	*0	2	*3	4	*5	7	*8	9	11												
3	BATRA Manika (IND)	*0	0	*0	2	*3	5	*6	8	*9	10	11	FENG Tianwei (SGP)	0	*2	4	*4	5	*5	6	*6	7	*8	8								
4	BATRA Manika (IND)	0	*1	2	*2	3	*3	4	*5	5	FENG Tianwei (SGP)	*0	1	*2	4	*5	7	*8	9	11												
5	BATRA Manika (IND)	*0	0	*0	1	*1	2	*3	5	5	FENG Tianwei (SGP)	0	*2	4	*5	7	*8	9	*9	11												
6	BATRA Manika (IND)	0	*1	1	*3	4	*5	6	*7	9	*9	11	FENG Tianwei (SGP)	*0	1	*3	3	*4	5	*6	7	*7	9	9								
7	BATRA Manika (IND)	*0	2	*2	3	*4	4	*4	6	*7	9	*10	10	*11	12	13	FENG Tianwei (SGP)	0	*0	2	*3	4	*6	8	*8	9	*9	10	*11	11	*11	11

NOTES

The "Greatest deficit overcome" only applies when the player ends up winning the game.

LEGEND

No. Number WS Women's Singles * Server



Match Results

YU Mengyu (SGP) 4-1 ZHANG Mo (CAN)

Game Summary		Match	Game 1	Game 2	Game 3	Game 4	Game 5	Game 6	Game 7
YU Mengyu	SGP	4	11	11	9	11	11		
ZHANG Mo	CAN	1	7	8	11	8	5		
Duration:		42min	7min	7min	8min	9min	8min		

Match No.: WS63 Table: 1

Umpires: SAMAL Jiban (IND) MEHRA Vipin (IND)

Player Statistics	YU Mengyu (SGP)							Match	ZHANG Mo (CAN)							Match
	Game								Game							
	1	2	3	4	5	6	7		1	2	3	4	5	6	7	
Points won	11	11	9	11	11			53	7	8	11	8	5			39
Biggest lead	4	4	2	3	6			6	3	-	4	-	-			4
Points won on own serve	7	6	5	5	6			29	4	5	6	4	3			22
Points lost on own serve	3	3	5	4	2			17	4	5	4	6	5			24
Most consecutive points won	5	4	3	2	5			5	4	2	4	2	3			4
Greatest deficit overcome	3	-	-	-	-			3	-	-	2	-	-			2
Handedness/Grip	/								Right/							

Game/Match Statistics	Game							Match
	1	2	3	4	5	6	7	
Longest rally (strokes)	8	10	17	12	10			17
Average rally	5	5	6	6	5			5

Game Progress

1	YU Mengyu (SGP)	*0	1	*1	2	*3	4	*6	8	*9	11	
	ZHANG Mo (CAN)	0	*1	3	*4	5	*6	6	*6	7	7	
2	YU Mengyu (SGP)	0	*1	3	*5	5	*6	7	*8	10	*10	11
	ZHANG Mo (CAN)	*0	1	*1	1	*3	4	*5	6	*6	8	8
3	YU Mengyu (SGP)	*0	1	*2	4	*5	5	*6	6	*6	8	9
	ZHANG Mo (CAN)	0	*1	2	*2	3	*5	6	*8	10	*10	11
4	YU Mengyu (SGP)	0	*2	3	*4	5	*6	7	*8	9	*10	11
	ZHANG Mo (CAN)	*0	0	*1	2	*3	4	*5	6	*7	8	8
5	YU Mengyu (SGP)	*0	1	*3	5	*6	7	*7	9	11		
	ZHANG Mo (CAN)	0	*1	1	*1	2	*3	5	*5	5		

NOTES

The "Greatest deficit overcome" only applies when the player ends up winning the game.

LEGEND

No. Number WS Women's Singles * Server



Match Results

FENG Tianwei (SGP) 4-2 ZHANG Mo (CAN)

Game Summary		Match	Game 1	Game 2	Game 3	Game 4	Game 5	Game 6	Game 7
FENG Tianwei	SGP	4	11	11	5	8	11	11	
ZHANG Mo	CAN	2	2	7	11	11	7	3	
Duration:		40min	4min	6min	6min	8min	7min	5min	

Match No.: WS65 Table: 1

Umpires: ABDULLAH Diana (MAS) GILLESPIE Stephen (AUS)

Player Statistics	FENG Tianwei (SGP)							Match	ZHANG Mo (CAN)							Match
	Game								Game							
	1	2	3	4	5	6	7		1	2	3	4	5	6	7	
Points won	11	11	5	8	11	11		57	2	7	11	11	7	3		41
Biggest lead	9	4	-	2	4	8		9	-	1	6	4	2	-		6
Points won on own serve	6	8	1	3	5	7		30	2	5	4	5	4	2		22
Points lost on own serve	0	2	7	6	3	1		19	5	3	4	4	6	4		26
Most consecutive points won	5	4	2	3	3	6		6	1	2	4	4	2	1		4
Greatest deficit overcome	-	1	-	-	2	-		2	-	-	-	2	-	-		2
Handedness/Grip	/								Right/							

Game/Match Statistics	Game							Match
	1	2	3	4	5	6	7	
Longest rally (strokes)	10	12	9	19	12	15		19
Average rally	5	4	5	6	6	6		5

Game Progress

1	FENG Tianwei (SGP)	0	*2	4	*5	7	*8	10	11			
	ZHANG Mo (CAN)	*0	0	*0	1	*1	2	*2	2			
2	FENG Tianwei (SGP)	*0	1	*2	4	*4	6	*8	9	*9	11	
	ZHANG Mo (CAN)	0	*1	2	*2	4	*4	4	*5	7	7	
3	FENG Tianwei (SGP)	0	*1	1	*1	2	*3	3	*5	5		
	ZHANG Mo (CAN)	*0	1	*3	5	*6	7	*9	9	11		
4	FENG Tianwei (SGP)	0	2	*2	2	*4	5	*5	5	*7	8	8
	ZHANG Mo (CAN)	0	*0	2	*4	4	*5	7	*9	9	*10	11
5	FENG Tianwei (SGP)	0	*0	1	*3	4	*5	7	*8	9	11	
	ZHANG Mo (CAN)	*0	2	*3	3	*4	5	*5	6	*7	7	
6	FENG Tianwei (SGP)	*0	2	*3	4	*5	7	*9	11			
	ZHANG Mo (CAN)	0	*0	1	*2	3	*3	3	3			

NOTES

The "Greatest deficit overcome" only applies when the player ends up winning the game.

LEGEND

No. Number WS Women's Singles * Server



Match Results

BATRA Manika (IND) 4-0 YU Mengyu (SGP)

Game Summary		Match	Game 1	Game 2	Game 3	Game 4	Game 5	Game 6	Game 7
BATRA Manika	IND	4	11	11	11	11			
YU Mengyu	SGP	0	7	6	2	7			
Duration:		30min	7min	7min	5min	8min			

Match No.: WS64 Table: 1

Umpires: ANS Erica (CAN) WILLIAMS Jackie (WAL)

Player Statistics	BATRA Manika (IND)							Match	YU Mengyu (SGP)							Match
	Game								Game							
	1	2	3	4	5	6	7		1	2	3	4	5	6	7	
Points won	11	11	11	11				44	7	6	2	7				22
Biggest lead	4	5	9	4				9	5	1	-	-				5
Points won on own serve	6	7	5	5				23	5	4	1	2				12
Points lost on own serve	2	2	1	5				10	5	4	6	6				21
Most consecutive points won	9	3	7	4				9	4	2	1	3				4
Greatest deficit overcome	5	1	-	-				5	-	-	-	-				-
Handedness/Grip	Right/								/							

Game/Match Statistics	Game							Match
	1	2	3	4	5	6	7	
Longest rally (strokes)	9	13	16	9				16
Average rally	5	6	6	4				5

Game Progress

1	BATRA Manika (IND)	0	*0	1	*1	2	*3	5	*7	9	11
	YU Mengyu (SGP)	*0	2	*3	5	*6	7	*7	7	*7	7
2	BATRA Manika (IND)	*0	1	*2	4	*4	6	*7	8	*10	11
	YU Mengyu (SGP)	0	*1	2	*2	4	*4	5	*6	6	6
3	BATRA Manika (IND)	0	*2	3	*4	6	*8	10	11		
	YU Mengyu (SGP)	*0	0	*1	2	*2	2	*2	2		
4	BATRA Manika (IND)	*0	2	*3	4	*6	6	*7	7	*9	11
	YU Mengyu (SGP)	0	*0	1	*2	2	*4	5	*7	7	7

NOTES

The "Greatest deficit overcome" only applies when the player ends up winning the game.

LEGEND

No. Number **WS** Women's Singles * Server



Entry List by Event

As of TUE 10 APR 2018

CGA	Name	Date of Birth	Commonwealth Ranking
AUS - Australia	MIZRACHI Barak	22 MAR 1988	6
CAN - Canada	KENT Ian	4 JUL 1961	7
ENG - England	DAYBELL Kim WILSON Ross	11 AUG 1992 5 JUN 1995	1 2
MAS - Malaysia	BAKAR Mohamad Azwar	6 AUG 1987	3
NGR - Nigeria	OGUNSANYA Temitope	27 APR 1972	8
RSA - South Africa	COGILL Theo	23 FEB 1987	4
WAL - Wales	STACEY Joshua	25 FEB 2000	5



Draw

GROUP 1

Name	CGA	DAYBELL K	BAKAR MA	STACEY J	KENT I	Match Points	Rk
DAYBELL Kim	ENG		11 APR 11:15 SM6-106	10 APR 13:30 SM6-102	12 APR 10:05 SM6-1010		
BAKAR Mohamad Azwar	MAS	11 APR 11:15 SM6-106		12 APR 10:05 SM6-1011	10 APR 13:30 SM6-103		
STACEY Joshua	WAL	10 APR 13:30 SM6-102	12 APR 10:05 SM6-1011		11 APR 11:15 SM6-107		
KENT Ian	CAN	12 APR 10:05 SM6-1010	10 APR 13:30 SM6-103	11 APR 11:15 SM6-107			

GROUP 2

Name	CGA	WILSON R	COGILL T	MIZRACHI B	OGUNSANYA T	Match Points	Rk
WILSON Ross	ENG		11 APR 11:15 SM6-105	10 APR 16:30 SM6-101	12 APR 10:05 SM6-109		
COGILL Theo	RSA	11 APR 11:15 SM6-105		12 APR 10:05 SM6-1012	10 APR 16:30 SM6-104		
MIZRACHI Barak	AUS	10 APR 16:30 SM6-101	12 APR 10:05 SM6-1012		11 APR 11:15 SM6-108		
OGUNSANYA Temitope	NGR	12 APR 10:05 SM6-109	10 APR 16:30 SM6-104	11 APR 11:15 SM6-108			

LEGEND

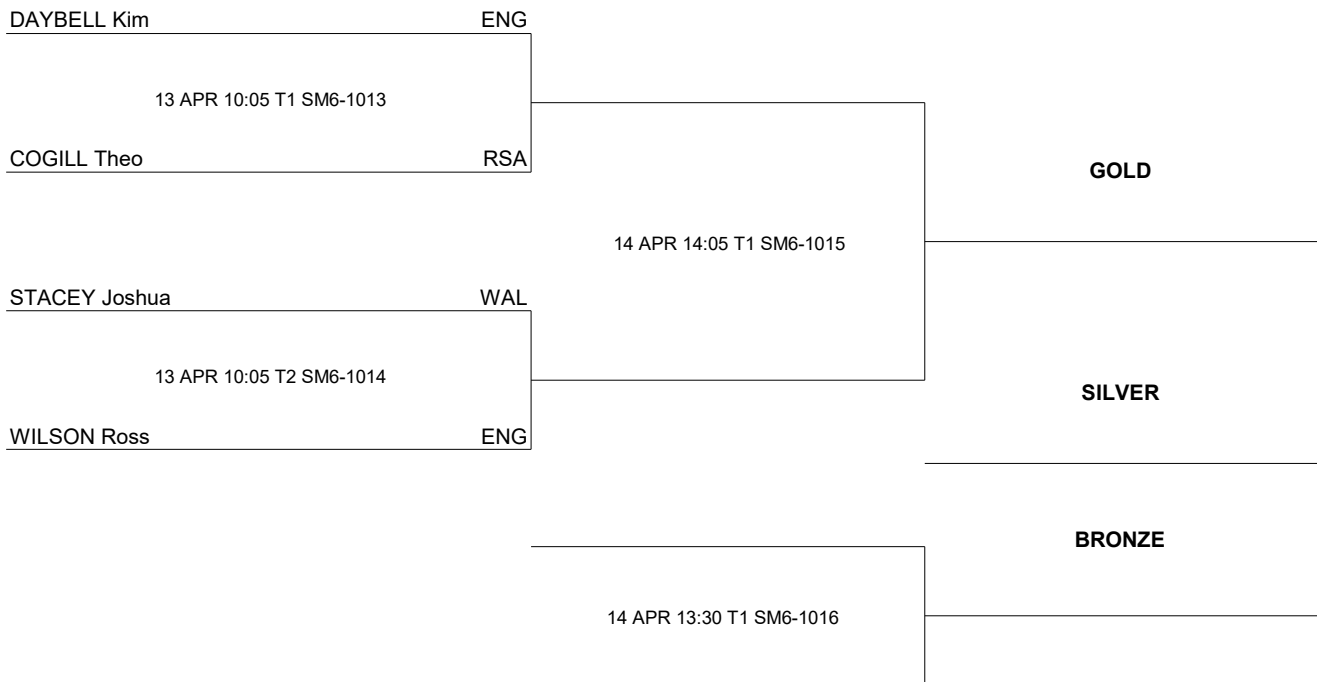
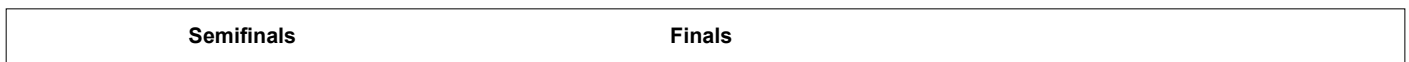
Rk Rank

SM6-10 Men's Singles Class 6-10



Draw

QUALIFIED FROM GROUPS				
Group	Rk	Name	CGA	Match Points
1	1	DAYBELL Kim	ENG	6
2	1	WILSON Ross	ENG	6
1	2	STACEY Joshua	WAL	5
2	2	COGILL Theo	RSA	5





Match Results

DAYBELL Kim (ENG) 3-2 STACEY Joshua (WAL)

Game Summary		Match	Game 1	Game 2	Game 3	Game 4	Game 5
DAYBELL Kim	ENG	3	7	11	12	6	11
STACEY Joshua	WAL	2	11	9	10	11	6
Duration:		36min	5min	6min	7min	7min	6min

Match No.: SM6-102 Table: 2

Umpires: HOPKINS Alan (AUS) UDAL Nikki (AUS)

Player Statistics	DAYBELL Kim (ENG)						STACEY Joshua (WAL)					
	Game					Match	Game					Match
	1	2	3	4	5		1	2	3	4	5	
Points won	7	11	12	6	11	47	11	9	10	11	6	47
Biggest lead	2	4	2	-	5	5	4	1	2	5	2	5
Points won on own serve	2	6	7	3	7	25	3	5	6	6	4	24
Points lost on own serve	8	4	4	5	2	23	5	5	5	3	4	22
Most consecutive points won	2	4	2	3	5	5	3	4	2	5	2	5
Greatest deficit overcome	-	1	2	-	2	2	2	-	-	-	-	2
Handedness/Grip	Left/						Left/					

Game/Match Statistics	Game					Match
	1	2	3	4	5	
Longest rally (strokes)	11	20	11	22	27	27
Average rally	5	6	5	7	6	6

Game Progress

1	DAYBELL Kim (ENG)	*0	1	*2	3	*5	5	*6	6	*7	7			
	STACEY Joshua (WAL)	0	*1	2	*3	3	*5	6	*8	9	11			
2	DAYBELL Kim (ENG)	0	*1	2	*4	6	*6	6	*7	8	*9	11		
	STACEY Joshua (WAL)	*0	1	*2	2	*2	4	*6	7	*8	9	9		
3	DAYBELL Kim (ENG)	*0	1	*2	3	*3	5	*5	6	*8	9	*10	11	12
	STACEY Joshua (WAL)	0	*1	2	*3	5	*5	7	*8	8	*9	10	*10	10
4	DAYBELL Kim (ENG)	0	*0	1	*3	4	*4	4	*5	6	6			
	STACEY Joshua (WAL)	*0	2	*3	3	*4	6	*8	9	*10	11			
5	DAYBELL Kim (ENG)	*0	1	*1	3	*5	6	*7	9	*10	11			
	STACEY Joshua (WAL)	0	*1	3	*3	3	*4	5	*5	6	6			

NOTES

The "Greatest deficit overcome" only applies when the player ends up winning the game.

LEGEND

No. Number SM6-10 Men's Singles Class 6-10 * Server



Match Results

BAKAR Mohamad Azwar (MAS) 3-1 KENT Ian (CAN)

Game Summary		Match	Game 1	Game 2	Game 3	Game 4	Game 5
BAKAR Mohamad Azwar	MAS	3	8	11	12	11	
KENT Ian	CAN	1	11	3	10	7	
Duration:		25min	5min	4min	7min	5min	

Match No.: SM6-103 Table: 5

Umpires: MEHRA Vipin (IND) SAMAL Jiban (IND)

Player Statistics	BAKAR Mohamad Azwar (MAS)					Match	KENT Ian (CAN)					Match
	Game						Game					
	1	2	3	4	5		1	2	3	4	5	
Points won	8	11	12	11		42	11	3	10	7		31
Biggest lead	1	8	2	4		8	3	-	2	2		3
Points won on own serve	5	4	6	6		21	6	1	5	4		16
Points lost on own serve	5	2	5	2		14	3	7	6	5		21
Most consecutive points won	3	6	4	5		6	3	1	2	2		3
Greatest deficit overcome	-	-	2	2		2	1	-	-	-		1
Handedness/Grip	Left/						Right/					

Game/Match Statistics	Game					Match
	1	2	3	4	5	
Longest rally (strokes)	11	11	10	9		11
Average rally	4	5	4	4		4

Game Progress

1	BAKAR Mohamad Azwar (MAS)	*0	0	*1	2	*4	5	*5	7	*7	8	8		
	KENT Ian (CAN)	0	*2	3	*4	4	*5	7	*7	9	*10	11		
2	BAKAR Mohamad Azwar (MAS)	0	*2	3	*4	5	*7	9	11					
	KENT Ian (CAN)	*0	0	*1	2	*3	3	*3	3					
3	BAKAR Mohamad Azwar (MAS)	*0	1	*1	3	*4	5	*6	7	*8	8	*10	11	12
	KENT Ian (CAN)	0	*1	3	*3	4	*5	6	*7	8	*10	10	*10	10
4	BAKAR Mohamad Azwar (MAS)	0	*1	2	*3	4	*4	6	*7	9	11			
	KENT Ian (CAN)	0	1	*2	3	*4	6	*6	7	*7	7			

NOTES

The "Greatest deficit overcome" only applies when the player ends up winning the game.

LEGEND

No. Number **SM6-10** Men's Singles Class 6-10 * Server



Match Results

DAYBELL Kim (ENG) 3-1 BAKAR Mohamad Azwar (MAS)

Game Summary		Match	Game 1	Game 2	Game 3	Game 4	Game 5
DAYBELL Kim	ENG	3	6	11	14	13	
BAKAR Mohamad Azwar	MAS	1	11	9	12	11	
Duration:		37min	6min	8min	11min	10min	

Match No.: SM6-106 Table: 2

Umpires: FRANSMAN Claire (RSA) ADAMS Tiffany (RSA)

Player Statistics	DAYBELL Kim (ENG)					Match	BAKAR Mohamad Azwar (MAS)					Match
	Game						Game					
	1	2	3	4	5		1	2	3	4	5	
Points won	6	11	14	13		44	11	9	12	11		43
Biggest lead	1	2	2	5		5	7	2	2	-		7
Points won on own serve	3	7	10	6		26	5	6	9	5		25
Points lost on own serve	6	3	2	6		17	3	4	4	7		18
Most consecutive points won	3	4	3	3		4	4	3	3	4		4
Greatest deficit overcome	-	2	2	-		2	1	-	-	-		1
Handedness/Grip	Left/						Left/					

Game/Match Statistics	Game					Match
	1	2	3	4	5	
Longest rally (strokes)	11	15	12	16		16
Average rally	5	5	6	7		6

Game Progress

1	DAYBELL Kim (ENG)	*0	1	*1	2	*2	2	*3	4	*6	6							
	BAKAR Mohamad Azwar (MAS)	0	*1	3	*4	6	*8	9	*10	10	11							
2	DAYBELL Kim (ENG)	0	*1	2	*3	4	*4	6	*6	7	*9	11						
	BAKAR Mohamad Azwar (MAS)	*0	1	*2	3	*4	6	*6	8	*9	9	9						
3	DAYBELL Kim (ENG)	0	0	*1	3	*4	5	*5	7	*7	9	*10	11	*11	12	*12	13	14
	BAKAR Mohamad Azwar (MAS)	0	*2	3	*3	4	*5	7	*7	9	*9	10	*10	11	*11	12	*12	12
4	DAYBELL Kim (ENG)	0	*1	2	*3	5	*6	8	*9	9	*10	10	*11	11	*12	13		
	BAKAR Mohamad Azwar (MAS)	*0	1	*2	3	*3	4	*4	5	*7	8	*10	10	*11	11	11		

NOTES

The "Greatest deficit overcome" only applies when the player ends up winning the game.

LEGEND

No. Number SM6-10 Men's Singles Class 6-10 * Server



Match Results

STACEY Joshua (WAL) 3-0 KENT Ian (CAN)

Game Summary		Match	Game 1	Game 2	Game 3	Game 4	Game 5
STACEY Joshua	WAL	3	11	11	11		
KENT Ian	CAN	0	8	6	7		
Duration:		17min	5min	5min	6min		

Match No.: SM6-107 Table: 5

Umpires: WHITAKER Jonathan (SCO) ARINYE Cecilia (NGR)

Player Statistics	STACEY Joshua (WAL)					Match	KENT Ian (CAN)					Match
	Game						Game					
	1	2	3	4	5		1	2	3	4	5	
Points won	11	11	11			33	8	6	7			21
Biggest lead	3	5	4			5	1	3	2			3
Points won on own serve	6	7	7			20	4	5	5			14
Points lost on own serve	4	1	2			7	5	4	3			12
Most consecutive points won	3	4	4			4	2	3	3			3
Greatest deficit overcome	1	3	2			3	-	-	-			-
Handedness/Grip	Left/						Right/					

Game/Match Statistics	Game					Match
	1	2	3	4	5	
Longest rally (strokes)	10	8	9			10
Average rally	4	4	4			4

Game Progress

1	STACEY Joshua (WAL)	*0	1	*2	3	*4	5	*6	8	*9	10	11
	KENT Ian (CAN)	0	*1	2	*3	4	*5	6	*6	7	*8	8
2	STACEY Joshua (WAL)	0	*0	1	*2	4	*5	7	*8	10	11	
	KENT Ian (CAN)	*0	2	*3	4	*4	5	*5	6	*6	6	
3	STACEY Joshua (WAL)	0	1	*1	3	*5	6	*6	8	*9	11	
	KENT Ian (CAN)	0	*1	3	*3	3	*4	6	*6	7	7	

NOTES

The "Greatest deficit overcome" only applies when the player ends up winning the game.

LEGEND

No. Number SM6-10 Men's Singles Class 6-10 * Server



Match Results

DAYBELL Kim (ENG) 3-0 KENT Ian (CAN)

Game Summary		Match	Game 1	Game 2	Game 3	Game 4	Game 5
DAYBELL Kim	ENG	3	11	11	11		
KENT Ian	CAN	0	7	1	7		
Duration:		14min	5min	3min	5min		

Match No.: SM6-1010 Table: 3

Umpires: WHITAKER Jonathan (SCO) ARINYE Cecilia (NGR)

Player Statistics	DAYBELL Kim (ENG)					Match	KENT Ian (CAN)					Match
	Game						Game					
	1	2	3	4	5		1	2	3	4	5	
Points won	11	11	11			33	7	1	7			15
Biggest lead	5	10	4			10	1	1	3			3
Points won on own serve	5	5	6			16	4	0	4			8
Points lost on own serve	3	1	2			6	6	6	5			17
Most consecutive points won	4	11	5			11	3	1	3			3
Greatest deficit overcome	1	1	3			3	-	-	-			-
Handedness/Grip	Left/						Right/					

Game/Match Statistics	Game					Match
	1	2	3	4	5	
Longest rally (strokes)	10	6	9			10
Average rally	4	3	4			4

Game Progress

1	DAYBELL Kim (ENG)	0	*1	3	*4	6	*7	8	*9	9	11
	KENT Ian (CAN)	*0	1	*1	2	*2	3	*4	5	*7	7
2	DAYBELL Kim (ENG)	*0	1	*3	5	*7	9	11			
	KENT Ian (CAN)	0	*1	1	*1	1	*1	1			
3	DAYBELL Kim (ENG)	0	*0	1	*3	5	*6	7	*8	10	11
	KENT Ian (CAN)	0	2	*3	3	*3	4	*5	6	*6	7

NOTES

The "Greatest deficit overcome" only applies when the player ends up winning the game.

LEGEND

No. Number SM6-10 Men's Singles Class 6-10 * Server



Match Results

STACEY Joshua (WAL) 3-0 BAKAR Mohamad Azwar (MAS)

Game Summary		Match	Game 1	Game 2	Game 3	Game 4	Game 5
STACEY Joshua	WAL	3	12	11	11		
BAKAR Mohamad Azwar	MAS	0	10	7	6		
Duration:		22min	7min	6min	6min		

Match No.: SM6-1011 Table: 1

Umpires: FRIMPONG Francis (GHA) MUGWANYA Ronald (UGA)

Player Statistics	STACEY Joshua (WAL)					Match	BAKAR Mohamad Azwar (MAS)					Match
	Game						Game					
	1	2	3	4	5		1	2	3	4	5	
Points won	12	11	11			34	10	7	6			23
Biggest lead	2	4	5			5	4	-	2			4
Points won on own serve	8	8	5			21	7	5	3			15
Points lost on own serve	3	2	3			8	4	3	6			13
Most consecutive points won	4	3	4			4	3	2	3			3
Greatest deficit overcome	4	-	2			4	-	-	-			-
Handedness/Grip	Left/						Left/					

Game/Match Statistics	Game					Match
	1	2	3	4	5	
Longest rally (strokes)	14	10	9			14
Average rally	4	5	5			5

Game Progress

1	STACEY Joshua (WAL)	0	*0	1	*1	2	*4	6	*6	8	*9	10	*11	12
	BAKAR Mohamad Azwar (MAS)	*0	2	*3	5	*6	6	*6	8	*8	9	*10	10	10
2	STACEY Joshua (WAL)	*0	2	*3	5	*5	7	*7	8	*10	11			
	BAKAR Mohamad Azwar (MAS)	0	*0	1	*1	3	*3	5	*6	6	7			
3	STACEY Joshua (WAL)	0	*1	1	*3	4	*5	7	*8	10	11			
	BAKAR Mohamad Azwar (MAS)	*0	1	*3	3	*4	5	*5	6	*6	6			

NOTES

The "Greatest deficit overcome" only applies when the player ends up winning the game.

LEGEND

No. Number SM6-10 Men's Singles Class 6-10 * Server



Match Results

WILSON Ross (ENG) 3-0 MIZRACHI Barak (AUS)

Game Summary		Match	Game 1	Game 2	Game 3	Game 4	Game 5
WILSON Ross	ENG	3	11	11	11		
MIZRACHI Barak	AUS	0	4	8	5		
Duration:		20min	4min	8min	6min		

Match No.: SM6-101 Table: 1

Umpires: MEHRA Vipin (IND) SAMAL Jiban (IND)

Player Statistics	WILSON Ross (ENG)					Match	MIZRACHI Barak (AUS)					Match
	Game						Game					
	1	2	3	4	5		1	2	3	4	5	
Points won	11	11	11			33	4	8	5			17
Biggest lead	7	5	6			7	-	-	-			-
Points won on own serve	5	7	6			18	1	6	3			10
Points lost on own serve	3	2	2			7	6	4	5			15
Most consecutive points won	5	4	4			5	1	2	2			2
Greatest deficit overcome	-	-	-			-	-	-	-			-
Handedness/Grip	Right/						Left/					

Game/Match Statistics	Game					Match
	1	2	3	4	5	
Longest rally (strokes)	6	8	11			11
Average rally	3	3	4			3

Game Progress

1	WILSON Ross (ENG)	*0	1	*3	4	*5	6	*8	10	11		
	MIZRACHI Barak (AUS)	0	*1	1	*2	3	*4	4	*4	4		
2	WILSON Ross (ENG)	0	*1	3	*4	6	*7	8	*9	10	*10	11
	MIZRACHI Barak (AUS)	*0	1	*1	2	*2	3	*4	5	*6	8	8
3	WILSON Ross (ENG)	*0	2	*2	4	*6	6	*7	9	11		
	MIZRACHI Barak (AUS)	0	*0	2	*2	2	*4	5	*5	5		

NOTES

The "Greatest deficit overcome" only applies when the player ends up winning the game.

LEGEND

No. Number **SM6-10** Men's Singles Class 6-10 * Server



Match Results

COGILL Theo (RSA) 3-0 OGUNSANYA Temitope (NGR)

Game Summary		Match	Game 1	Game 2	Game 3	Game 4	Game 5
COGILL Theo	RSA	3	11	11	11		
OGUNSANYA Temitope	NGR	0	4	4	2		
Duration:		12min	4min	4min	3min		

Match No.: SM6-104 Table: 3

Umpires: JEFFRESS Anthony (AUS) MARTIN Andrew (AUS)

Player Statistics	COGILL Theo (RSA)					Match	OGUNSANYA Temitope (NGR)					Match
	Game						Game					
	1	2	3	4	5		1	2	3	4	5	
Points won	11	11	11			33	4	4	2			10
Biggest lead	7	7	9			9	-	-	-			-
Points won on own serve	5	4	7			16	1	1	2			4
Points lost on own serve	3	3	0			6	6	7	4			17
Most consecutive points won	7	5	9			9	3	2	2			3
Greatest deficit overcome	-	-	-			-	-	-	-			-
Handedness/Grip	/						/					

Game/Match Statistics	Game					Match
	1	2	3	4	5	
Longest rally (strokes)	5	6	6			6
Average rally	3	3	3			3

Game Progress

1	COGILL Theo (RSA)	*0	2	*3	3	*5	7	*9	10	11
	OGUNSANYA Temitope (NGR)	0	*0	1	*3	3	*3	3	*4	4
2	COGILL Theo (RSA)	0	*2	3	*4	6	*8	8	*10	11
	OGUNSANYA Temitope (NGR)	*0	0	*1	2	*2	2	*4	4	4
3	COGILL Theo (RSA)	*0	2	*2	4	*6	8	*10	11	
	OGUNSANYA Temitope (NGR)	0	*0	2	*2	2	*2	2	2	

NOTES

The "Greatest deficit overcome" only applies when the player ends up winning the game.

LEGEND

No. Number **SM6-10** Men's Singles Class 6-10 * Server



Match Results

WILSON Ross (ENG) 3-2 COGILL Theo (RSA)

Game Summary		Match	Game 1	Game 2	Game 3	Game 4	Game 5
WILSON Ross	ENG	3	11	10	9	11	11
COGILL Theo	RSA	2	7	12	11	9	7
Duration:		42min	6min	8min	8min	8min	8min

Match No.: SM6-105 Table: 1

Umpires: McNEILL Jock (AUS) WONG Kenneth (AUS)

Player Statistics	WILSON Ross (ENG)						COGILL Theo (RSA)					
	Game					Match	Game					Match
	1	2	3	4	5		1	2	3	4	5	
Points won	11	10	9	11	11	52	7	12	11	9	7	46
Biggest lead	4	2	-	4	4	4	-	3	5	1	1	5
Points won on own serve	7	4	6	7	5	29	4	5	7	6	2	24
Points lost on own serve	3	7	3	3	5	21	4	6	3	4	6	23
Most consecutive points won	3	4	3	5	3	5	2	5	4	3	1	5
Greatest deficit overcome	-	-	-	1	1	1	-	2	-	-	-	2
Handedness/Grip	Right/						/					

Game/Match Statistics	Game					Match
	1	2	3	4	5	
Longest rally (strokes)	12	10	14	17	23	23
Average rally	5	5	5	6	6	5

Game Progress

1	WILSON Ross (ENG)	*0 1 *3 4 *4 6 *7 8 *9 11
	COGILL Theo (RSA)	0 *1 1 *2 4 *4 5 *6 7 7
2	WILSON Ross (ENG)	0 *1 2 *4 4 *4 5 *6 8 *10 10 *10 10
	COGILL Theo (RSA)	*0 1 *2 2 *4 6 *7 8 *8 8 *10 11 12
3	WILSON Ross (ENG)	0 0 *0 1 *2 4 *5 7 *8 9 9
	COGILL Theo (RSA)	0 *2 4 *5 6 *6 7 *7 8 *9 11
4	WILSON Ross (ENG)	0 *1 3 *3 4 *5 6 *8 10 *10 11
	COGILL Theo (RSA)	*0 1 *1 3 *4 5 *6 6 *6 8 9
5	WILSON Ross (ENG)	*0 1 *2 3 *4 5 *7 8 *10 11
	COGILL Theo (RSA)	0 *1 2 *3 4 *5 5 *6 6 7

NOTES

The "Greatest deficit overcome" only applies when the player ends up winning the game.

LEGEND

No. Number **SM6-10 Men's Singles Class 6-10** * Server



Match Results

MIZRACHI Barak (AUS) 3-0 OGUNSANYA Temitope (NGR)

Game Summary		Match	Game 1	Game 2	Game 3	Game 4	Game 5
MIZRACHI Barak	AUS	3	11	11	11		
OGUNSANYA Temitope	NGR	0	9	4	4		
Duration:		16min	6min	4min	5min		

Match No.: SM6-108 Table: 3

Umpires: ABDULLAH Diana (MAS) LIM Lim Ee Koon (MAS)

Player Statistics	MIZRACHI Barak (AUS)					Match	OGUNSANYA Temitope (NGR)					Match	
	Game						Match	Game					
	1	2	3	4	5			1	2	3	4		5
Points won	11	11	11			33	9	4	4			17	
Biggest lead	2	7	7			7	2	1	-			2	
Points won on own serve	6	5	5			16	5	1	2			8	
Points lost on own serve	4	3	2			9	5	6	5			16	
Most consecutive points won	3	5	4			5	2	1	1			2	
Greatest deficit overcome	2	1	-			2	-	-	-			-	
Handedness/Grip	Left/						/						

Game/Match Statistics	Game					Match
	1	2	3	4	5	
Longest rally (strokes)	6	4	6			6
Average rally	3	3	2			3

Game Progress

1	MIZRACHI Barak (AUS)	0	*0	2	*3	5	*6	6	*8	8	*9	11
	OGUNSANYA Temitope (NGR)	*0	2	*2	3	*3	4	*6	6	*8	9	9
2	MIZRACHI Barak (AUS)	*0	1	*2	3	*5	6	*8	10	11		
	OGUNSANYA Temitope (NGR)	0	*1	2	*3	3	*4	4	*4	4		
3	MIZRACHI Barak (AUS)	0	*1	2	*4	6	*7	8	*10	11		
	OGUNSANYA Temitope (NGR)	0	1	*2	2	*2	3	*4	4	4		

NOTES

The "Greatest deficit overcome" only applies when the player ends up winning the game.

LEGEND

No. Number SM6-10 Men's Singles Class 6-10 * Server



Match Results

WILSON Ross (ENG) 3-0 OGUNSANYA Temitope (NGR)

Game Summary		Match	Game 1	Game 2	Game 3	Game 4	Game 5
WILSON Ross	ENG	3	11	11	11		
OGUNSANYA Temitope	NGR	0	2	3	3		
Duration:		11min	3min	3min	4min		

Match No.: SM6-109 Table: 5

Umpires: ABDULLAH Diana (MAS) LIM Lim Ee Koon (MAS)

Player Statistics	WILSON Ross (ENG)					Match	OGUNSANYA Temitope (NGR)					Match
	Game						Game					
	1	2	3	4	5		1	2	3	4	5	
Points won	11	11	11			33	2	3	3			8
Biggest lead	9	8	8			9	2	-	-			2
Points won on own serve	6	6	5			17	2	1	2			5
Points lost on own serve	0	2	1			3	5	5	6			16
Most consecutive points won	11	7	6			11	2	1	1			2
Greatest deficit overcome	2	-	-			2	-	-	-			-
Handedness/Grip	Right/						/					

Game/Match Statistics	Game					Match
	1	2	3	4	5	
Longest rally (strokes)	8	9	6			9
Average rally	3	4	3			3

Game Progress

1	WILSON Ross (ENG)	0	*0	2	*4	6	*8	10	11
	OGUNSANYA Temitope (NGR)	*0	2	*2	2	*2	2	*2	2
2	WILSON Ross (ENG)	*0	1	*3	5	*7	8	*9	11
	OGUNSANYA Temitope (NGR)	0	*1	1	*1	1	*2	3	3
3	WILSON Ross (ENG)	0	*2	3	*4	6	*8	10	11
	OGUNSANYA Temitope (NGR)	*0	0	*1	2	*2	2	*2	3

NOTES

The "Greatest deficit overcome" only applies when the player ends up winning the game.

LEGEND

No. Number **SM6-10** Men's Singles Class 6-10 * Server



Match Results

COGILL Theo (RSA) 3-0 MIZRACHI Barak (AUS)

Game Summary		Match	Game 1	Game 2	Game 3	Game 4	Game 5
COGILL Theo	RSA	3	11	11	11		
MIZRACHI Barak	AUS	0	4	3	6		
Duration:		17min	4min	4min	7min		

Match No.: SM6-1012 Table: 2

Umpires: MOORE Alan (NZL) MACKEY John (ENG)

Player Statistics	COGILL Theo (RSA)					Match	MIZRACHI Barak (AUS)					Match
	Game						Game					
	1	2	3	4	5		1	2	3	4	5	
Points won	11	11	11			33	4	3	6			13
Biggest lead	7	8	6			8	1	-	1			1
Points won on own serve	5	3	6			14	1	0	3			4
Points lost on own serve	3	3	3			9	6	8	5			19
Most consecutive points won	6	4	4			6	2	1	2			2
Greatest deficit overcome	1	-	1			1	-	-	-			-
Handedness/Grip	/						Left/					

Game/Match Statistics	Game					Match
	1	2	3	4	5	
Longest rally (strokes)	10	12	13			13
Average rally	4	4	6			5

Game Progress

1	COGILL Theo (RSA)	*0	1	*2	3	*5	6	*8	10	11	
	MIZRACHI Barak (AUS)	0	*1	2	*3	3	*4	4	*4	4	
2	COGILL Theo (RSA)	0	*2	3	*5	6	*8	9	11		
	MIZRACHI Barak (AUS)	*0	0	*1	1	*2	2	*3	3		
3	COGILL Theo (RSA)	*0	1	*2	3	*5	6	*8	10	*10	11
	MIZRACHI Barak (AUS)	0	*1	2	*3	3	*4	4	*4	6	6

NOTES

The "Greatest deficit overcome" only applies when the player ends up winning the game.

LEGEND

No. Number SM6-10 Men's Singles Class 6-10 * Server



Match Results

DAYBELL Kim (ENG) 3-2 COGILL Theo (RSA)

Game Summary		Match	Game 1	Game 2	Game 3	Game 4	Game 5
DAYBELL Kim	ENG	3	11	8	11	6	11
COGILL Theo	RSA	2	8	11	5	11	6
Duration:		37min	7min	6min	5min	8min	8min

Match No.: SM6-1013 Table: 1

Umpires: DINSEY Greg (AUS) UDAL Nikki (AUS)

Player Statistics	DAYBELL Kim (ENG)						COGILL Theo (RSA)					
	Game					Match	Game					Match
	1	2	3	4	5		1	2	3	4	5	
Points won	11	8	11	6	11	47	8	11	5	11	6	41
Biggest lead	3	2	6	-	5	6	3	3	2	5	1	5
Points won on own serve	5	3	5	2	5	20	3	5	2	4	2	16
Points lost on own serve	5	6	3	6	4	24	6	5	6	4	6	27
Most consecutive points won	6	2	6	3	3	6	4	4	2	4	2	4
Greatest deficit overcome	3	-	2	-	1	3	-	2	-	-	-	2
Handedness/Grip	Left/						/					

Game/Match Statistics	Game					Match
	1	2	3	4	5	
Longest rally (strokes)	21	14	23	56	31	56
Average rally	6	5	7	8	10	7

Game Progress

1	DAYBELL Kim (ENG)	*0	1	*2	2	*3	4	*5	7	*9	10	11
	COGILL Theo (RSA)	0	*1	2	*4	5	*6	7	*7	7	*8	8
2	DAYBELL Kim (ENG)	0	*2	2	*3	4	*4	5	*6	7	*8	8
	COGILL Theo (RSA)	*0	0	*2	3	*4	6	*7	8	*9	10	11
3	DAYBELL Kim (ENG)	*0	0	*2	4	*6	7	*7	9	11		
	COGILL Theo (RSA)	0	*2	2	*2	2	*3	5	*5	5		
4	DAYBELL Kim (ENG)	0	*0	0	*2	3	*4	4	*5	6	6	
	COGILL Theo (RSA)	0	2	*4	4	*5	6	*8	9	*10	11	
5	DAYBELL Kim (ENG)	*0	1	*3	4	*5	6	*7	8	*10	11	
	COGILL Theo (RSA)	0	*1	1	*2	3	*4	5	*6	6	6	

NOTES

The "Greatest deficit overcome" only applies when the player ends up winning the game.

LEGEND

No. Number SM6-10 Men's Singles Class 6-10 * Server



Match Results

WILSON Ross (ENG) 3-1 STACEY Joshua (WAL)

Game Summary		Match	Game 1	Game 2	Game 3	Game 4	Game 5
WILSON Ross	ENG	3	10	11	14	11	
STACEY Joshua	WAL	1	12	2	12	9	
Duration:		30min	8min	4min	9min	7min	

Match No.: SM6-1014 Table: 2

Umpires: MARTIN Andrew (AUS) RODER Lenore (AUS)

Player Statistics	WILSON Ross (ENG)					Match	STACEY Joshua (WAL)					Match
	Game						Game					
	1	2	3	4	5		1	2	3	4	5	
Points won	10	11	14	11		46	12	2	12	9		35
Biggest lead	3	9	2	2		9	2	-	2	2		2
Points won on own serve	5	6	10	4		25	6	1	9	3		19
Points lost on own serve	6	1	3	6		16	5	5	4	7		21
Most consecutive points won	3	8	3	3		8	4	1	2	3		4
Greatest deficit overcome	-	-	2	2		2	3	-	-	-		3
Handedness/Grip	Right/						Left/					

Game/Match Statistics	Game					Match
	1	2	3	4	5	
Longest rally (strokes)	9	8	11	10		11
Average rally	5	4	5	5		5

Game Progress

1	WILSON Ross (ENG)	0	*1	2	*3	5	*6	6	*7	7	*8	10	*10	10				
	STACEY Joshua (WAL)	*0	1	*2	3	*3	4	*6	7	*9	10	*10	11	12				
2	WILSON Ross (ENG)	*0	1	*3	5	*7	9	*10	11									
	STACEY Joshua (WAL)	0	*1	1	*1	1	*1	2	2									
3	WILSON Ross (ENG)	0	*0	1	*2	4	*5	6	*6	8	*9	10	*10	11	*11	12	*13	14
	STACEY Joshua (WAL)	*0	2	*3	4	*4	5	*6	8	*8	9	*10	11	*11	12	*12	12	12
4	WILSON Ross (ENG)	*0	1	*2	2	*3	5	*6	6	*8	9	11						
	STACEY Joshua (WAL)	0	*1	2	*4	5	*5	6	*8	8	*9	9						

NOTES

The "Greatest deficit overcome" only applies when the player ends up winning the game.

LEGEND

No. Number **SM6-10** Men's Singles Class 6-10 * Server



Match Results

STACEY Joshua (WAL) 3-2 COGILL Theo (RSA)

Game Summary		Match	Game 1	Game 2	Game 3	Game 4	Game 5
STACEY Joshua	WAL	3	8	11	11	11	11
COGILL Theo	RSA	2	11	4	6	13	8
Duration:		35min	6min	4min	6min	8min	7min

Match No.: SM6-1016 Table: 1

Umpires: HOPKINS Alan (AUS) YEW Freddie (SGP)

Player Statistics	STACEY Joshua (WAL)						COGILL Theo (RSA)					
	Game					Match	Game					Match
	1	2	3	4	5		1	2	3	4	5	
Points won	8	11	11	11	11	52	11	4	6	13	8	42
Biggest lead	2	7	6	1	5	7	3	-	-	2	1	3
Points won on own serve	4	7	6	4	6	27	6	3	4	6	5	24
Points lost on own serve	5	1	2	7	3	18	4	4	5	6	5	24
Most consecutive points won	4	3	4	2	4	4	4	2	3	2	4	4
Greatest deficit overcome	-	-	-	-	1	1	2	-	-	1	-	2
Handedness/Grip	Left/						/					

Game/Match Statistics	Game					Match
	1	2	3	4	5	
Longest rally (strokes)	15	7	9	12	18	18
Average rally	5	4	5	5	6	5

Game Progress

1	STACEY Joshua (WAL)	0	*1	1	*3	5	*5	7	*7	7	*8	8				
	COGILL Theo (RSA)	*0	1	*3	3	*3	5	*5	7	*9	10	11				
2	STACEY Joshua (WAL)	*0	2	*3	5	*6	8	*9	10	11						
	COGILL Theo (RSA)	0	*0	1	*1	2	*2	3	*4	4						
3	STACEY Joshua (WAL)	0	*2	4	*4	5	*7	9	*9	10	11					
	COGILL Theo (RSA)	*0	0	*0	2	*3	3	*3	5	*6	6					
4	STACEY Joshua (WAL)	0	1	*2	3	*4	5	*6	7	*8	9	*10	10	*11	11	11
	COGILL Theo (RSA)	0	*1	2	*3	4	*5	6	*7	8	*9	10	*11	11	*12	13
5	STACEY Joshua (WAL)	0	*1	3	*4	6	*7	7	*8	9	*10	11				
	COGILL Theo (RSA)	*0	1	*1	2	*2	3	*5	6	*7	8	8				

NOTES

The "Greatest deficit overcome" only applies when the player ends up winning the game.

LEGEND

No. Number SM6-10 Men's Singles Class 6-10 * Server



Match Results

WILSON Ross (ENG) 3-1 DAYBELL Kim (ENG)

Game Summary		Match	Game 1	Game 2	Game 3	Game 4	Game 5
WILSON Ross	ENG	3	7	12	11	11	
DAYBELL Kim	ENG	1	11	10	3	7	
Duration:		26min	5min	8min	5min	7min	

Match No.: SM6-1015 Table: 1

Umpires: FRIMPONG Francis (GHA) FRANSMAN Claire (RSA)

Player Statistics	WILSON Ross (ENG)					Match	DAYBELL Kim (ENG)					Match
	Game						Game					
	1	2	3	4	5		1	2	3	4	5	
Points won	7	12	11	11		41	11	10	3	7		31
Biggest lead	-	3	8	4		8	4	2	-	2		4
Points won on own serve	3	6	5	9		23	6	5	2	6		19
Points lost on own serve	5	5	1	1		12	4	6	6	2		18
Most consecutive points won	3	4	4	6		6	4	2	2	2		4
Greatest deficit overcome	-	2	-	2		2	-	-	-	-		-
Handedness/Grip	Right/						Left/					

Game/Match Statistics	Game					Match
	1	2	3	4	5	
Longest rally (strokes)	12	22	15	22		22
Average rally	5	7	6	8		6

Game Progress

1	WILSON Ross (ENG)	0	*0	0	*2	3	*3	5	*6	6	7			
	DAYBELL Kim (ENG)	*0	2	*4	4	*5	7	*7	8	*10	11			
2	WILSON Ross (ENG)	*0	0	*2	3	*4	6	*7	8	*9	10	*10	11	12
	DAYBELL Kim (ENG)	0	*2	2	*3	4	*4	5	*6	7	*8	10	*10	10
3	WILSON Ross (ENG)	0	*2	3	*5	7	*7	9	11					
	DAYBELL Kim (ENG)	*0	0	*1	1	*1	3	*3	3					
4	WILSON Ross (ENG)	*0	1	*1	3	*5	7	*7	9	*9	11			
	DAYBELL Kim (ENG)	0	*1	3	*3	3	*3	5	*5	7	7			

NOTES

The "Greatest deficit overcome" only applies when the player ends up winning the game.

LEGEND

No. Number **SM6-10** Men's Singles Class 6-10 * Server



Entry List by Event

As of TUE 10 APR 2018

CGA	Name	Date of Birth	Commonwealth Ranking
AUS - Australia	McDONNELL Andrea	17 JUL 1960	2
	TAPPER Melissa	1 MAR 1990	1
CAN - Canada	CHAN Stephanie	30 JUL 1957	3
ENG - England	PICKARD Felicity	17 JUL 1994	4
IND - India	SARKAR Maitreyee	17 MAY 1995	6
	SUTAR Vaishnavi	19 JAN 1984	7
NGR - Nigeria	OBAZUAYE Faith	4 MAR 1989	5
PNG - Papua New Guinea	NIME Vero	17 SEP 1982	8



Draw

GROUP 1

Name	CGA	TAPPER M	PICKARD F	SARKAR M	NIME V	Match Points	Rk
TAPPER Melissa	AUS		11 APR 10:40 SW6-106	10 APR 16:30 SW6-102	12 APR 10:40 SW6-1010		
PICKARD Felicity	ENG	11 APR 10:40 SW6-106		12 APR 10:40 SW6-1011	10 APR 16:30 SW6-103		
SARKAR Maitreyee	IND	10 APR 16:30 SW6-102	12 APR 10:40 SW6-1011		11 APR 10:40 SW6-107		
NIME Vero	PNG	12 APR 10:40 SW6-1010	10 APR 16:30 SW6-103	11 APR 10:40 SW6-107			

GROUP 2

Name	CGA	McDONNELL A	CHAN S	OBAZUAYE F	SUTAR V	Match Points	Rk
McDONNELL Andrea	AUS		11 APR 10:40 SW6-105	10 APR 13:30 SW6-101	12 APR 10:40 SW6-109		
CHAN Stephanie	CAN	11 APR 10:40 SW6-105		12 APR 10:40 SW6-1012	10 APR 13:30 SW6-104		
OBAZUAYE Faith	NGR	10 APR 13:30 SW6-101	12 APR 10:40 SW6-1012		11 APR 10:40 SW6-108		
SUTAR Vaishnavi	IND	12 APR 10:40 SW6-109	10 APR 13:30 SW6-104	11 APR 10:40 SW6-108			

LEGEND

Rk Rank

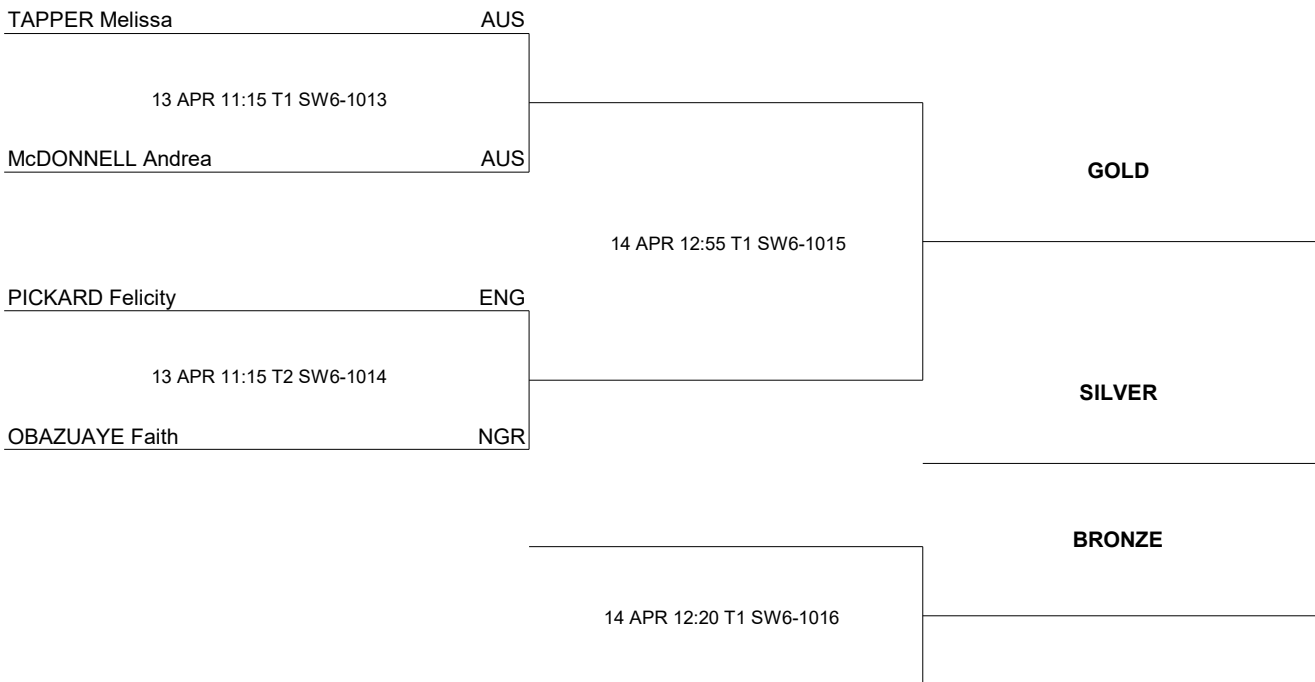
SW6-10 Women's Singles Class 6-10



Draw

QUALIFIED FROM GROUPS				
Group	Rk	Name	CGA	Match Points
1	1	TAPPER Melissa	AUS	6
2	1	OBAZUAYE Faith	NGR	6
1	2	PICKARD Felicity	ENG	5
2	2	McDONNELL Andrea	AUS	5

Semifinals	Finals
------------	--------





Match Results

TAPPER Melissa (AUS) 3-0 SARKAR Maitreyee (IND)

Game Summary		Match	Game 1	Game 2	Game 3	Game 4	Game 5
TAPPER Melissa	AUS	3	11	11	11		
SARKAR Maitreyee	IND	0	3	1	3		
Duration:		12min	4min	3min	4min		

Match No.: SW6-102 Table: 2

Umpires: WILLIAMS Jackie (WAL) FELIX Marguerita (BAR)

Player Statistics	TAPPER Melissa (AUS)					Match	SARKAR Maitreyee (IND)					Match
	Game						Game					
	1	2	3	4	5		1	2	3	4	5	
Points won	11	11	11			33	3	1	3			7
Biggest lead	8	10	8			10	-	-	-			-
Points won on own serve	6	6	4			16	3	1	1			5
Points lost on own serve	0	0	2			2	5	5	7			17
Most consecutive points won	7	8	6			8	1	1	1			1
Greatest deficit overcome	-	-	-			-	-	-	-			-
Handedness/Grip	Left/						Right/					

Game/Match Statistics	Game					Match
	1	2	3	4	5	
Longest rally (strokes)	6	5	5			6
Average rally	2	3	2			2

Game Progress

1	TAPPER Melissa (AUS)	0	*1	3	*5	7	*8	10	11
	SARKAR Maitreyee (IND)	*0	1	*1	1	*1	2	*2	3
2	TAPPER Melissa (AUS)	*0	2	*3	5	*7	9	11	
	SARKAR Maitreyee (IND)	0	*0	1	*1	1	*1	1	
3	TAPPER Melissa (AUS)	0	*2	4	*6	7	*9	10	11
	SARKAR Maitreyee (IND)	*0	0	*0	0	*1	1	*2	3

NOTES

The "Greatest deficit overcome" only applies when the player ends up winning the game.

LEGEND

No. Number SW6-10 Women's Singles Class 6-10 * Server



Match Results

PICKARD Felicity (ENG) 3-0 NIME Vero (PNG)

Game Summary		Match	Game 1	Game 2	Game 3	Game 4	Game 5
PICKARD Felicity	ENG	3	11	11	11		
NIME Vero	PNG	0	0	2	2		
Duration:		12min	3min	4min	4min		

Match No.: SW6-103 Table: 5

Umpires: GILLESPIE Stephen (AUS) ERRINGTON Glenn (AUS)

Player Statistics	PICKARD Felicity (ENG)					Match	NIME Vero (PNG)					Match
	Game						Game					
	1	2	3	4	5		1	2	3	4	5	
Points won	11	11	11			33	0	2	2			4
Biggest lead	11	9	9			11	-	-	1			1
Points won on own serve	6	5	6			17	0	1	1			2
Points lost on own serve	0	1	1			2	5	6	5			16
Most consecutive points won	11	5	10			11	0	1	1			1
Greatest deficit overcome	-	-	1			1	-	-	-			-
Handedness/Grip	Right/						Right/					

Game/Match Statistics	Game					Match
	1	2	3	4	5	
Longest rally (strokes)	3	3	3			3
Average rally	2	2	2			2

Game Progress

1	PICKARD Felicity (ENG)	*0	2	*4	6	*8	10	11
	NIME Vero (PNG)	0	*0	0	*0	0	*0	0
2	PICKARD Felicity (ENG)	0	*2	4	*5	7	*9	10
	NIME Vero (PNG)	*0	0	*0	1	*1	1	*2
3	PICKARD Felicity (ENG)	*0	1	*2	4	*6	8	*10
	NIME Vero (PNG)	0	*1	2	*2	2	*2	2

NOTES

The "Greatest deficit overcome" only applies when the player ends up winning the game.

LEGEND

No. Number SW6-10 Women's Singles Class 6-10 * Server



Match Results

TAPPER Melissa (AUS) 3-0 PICKARD Felicity (ENG)

Game Summary		Match	Game 1	Game 2	Game 3	Game 4	Game 5
TAPPER Melissa	AUS	3	11	11	11		
PICKARD Felicity	ENG	0	6	2	1		
Duration:		16min	5min	5min	4min		

Match No.: SW6-106 Table: 1

Umpires: FRIMPONG Francis (GHA) MUGWANYA Ronald (UGA)

Player Statistics	TAPPER Melissa (AUS)					Match	PICKARD Felicity (ENG)					Match
	Game						Game					
	1	2	3	4	5		1	2	3	4	5	
Points won	11	11	11			33	6	2	1			9
Biggest lead	5	9	10			10	-	-	-			-
Points won on own serve	6	7	6			19	4	2	1			7
Points lost on own serve	2	0	0			2	5	4	4			13
Most consecutive points won	3	6	10			10	2	1	1			2
Greatest deficit overcome	-	-	-			-	-	-	-			-
Handedness/Grip	Left/						Right/					

Game/Match Statistics	Game					Match
	1	2	3	4	5	
Longest rally (strokes)	14	9	8			14
Average rally	5	4	4			5

Game Progress

1	TAPPER Melissa (AUS)	0	*2	3	*3	4	*5	7	*8	10	11
	PICKARD Felicity (ENG)	*0	0	*1	3	*4	5	*5	6	*6	6
2	TAPPER Melissa (AUS)	*0	2	*3	5	*7	9	*10	11		
	PICKARD Felicity (ENG)	0	*0	1	*1	1	*1	2	2		
3	TAPPER Melissa (AUS)	0	*1	3	*5	7	*9	11			
	PICKARD Felicity (ENG)	0	1	*1	1	*1	1	1			

NOTES

The "Greatest deficit overcome" only applies when the player ends up winning the game.

LEGEND

No. Number SW6-10 Women's Singles Class 6-10 * Server



Match Results

SARKAR Maitreyee (IND) 3-0 NIME Vero (PNG)

Game Summary		Match	Game 1	Game 2	Game 3	Game 4	Game 5
SARKAR Maitreyee	IND	3	11	11	11		
NIME Vero	PNG	0	2	9	2		
Duration:		14min	3min	5min	4min		

Match No.: SW6-107 Table: 3

Umpires: YEW Freddie (SGP) CHAN Cheryl (SGP)

Player Statistics	SARKAR Maitreyee (IND)					Match	NIME Vero (PNG)					Match
	Game						Game					
	1	2	3	4	5		1	2	3	4	5	
Points won	11	11	11			33	2	9	2			13
Biggest lead	9	3	9			9	-	-	-			-
Points won on own serve	7	5	6			18	2	4	2			8
Points lost on own serve	0	5	0			5	4	6	4			14
Most consecutive points won	5	2	7			7	1	3	1			3
Greatest deficit overcome	-	-	-			-	-	-	-			-
Handedness/Grip	Right/						Right/					

Game/Match Statistics	Game					Match
	1	2	3	4	5	
Longest rally (strokes)	4	7	8			8
Average rally	2	3	4			3

Game Progress

1	SARKAR Maitreyee (IND)	*0 2 *3 5 *6 8 *10 11
	NIME Vero (PNG)	0 *0 1 *1 2 *2 2 2
2	SARKAR Maitreyee (IND)	0 *1 3 *4 5 *6 6 *8 9 *10 11
	NIME Vero (PNG)	*0 1 *1 2 *3 4 *6 6 *7 8 9
3	SARKAR Maitreyee (IND)	0 2 *4 6 *7 9 *10 11
	NIME Vero (PNG)	0 *0 0 *0 1 *1 2 2

NOTES

The "Greatest deficit overcome" only applies when the player ends up winning the game.

LEGEND

No. Number **SW6-10** Women's Singles Class 6-10 * Server



Match Results

TAPPER Melissa (AUS) 3-0 NIME Vero (PNG)

Game Summary		Match	Game 1	Game 2	Game 3	Game 4	Game 5
TAPPER Melissa	AUS	3	11	11	11		
NIME Vero	PNG	0	2	5	3		
Duration:		12min	3min	4min	3min		

Match No.: SW6-1010 Table: 3

Umpires: YEW Freddie (SGP) CHAN Cheryl (SGP)

Player Statistics	TAPPER Melissa (AUS)					Match	NIME Vero (PNG)					Match
	Game						Game					
	1	2	3	4	5		1	2	3	4	5	
Points won	11	11	11			33	2	5	3			10
Biggest lead	9	6	8			9	-	-	-			-
Points won on own serve	5	6	5			16	1	3	2			6
Points lost on own serve	1	2	1			4	6	5	5			16
Most consecutive points won	4	3	6			6	1	2	1			2
Greatest deficit overcome	-	-	-			-	-	-	-			-
Handedness/Grip	Left/						Right/					

Game/Match Statistics	Game					Match
	1	2	3	4	5	
Longest rally (strokes)	17	14	14			17
Average rally	8	7	7			7

Game Progress

1	TAPPER Melissa (AUS)	0	*2	3	*5	7	*8	10	11
	NIME Vero (PNG)	*0	0	*1	1	*1	2	*2	2
2	TAPPER Melissa (AUS)	*0	2	*3	5	*6	8	*9	11
	NIME Vero (PNG)	0	*0	1	*1	2	*2	3	*5
3	TAPPER Melissa (AUS)	0	*1	3	*4	6	*8	9	11
	NIME Vero (PNG)	0	1	*1	2	*2	2	*3	3

NOTES

The "Greatest deficit overcome" only applies when the player ends up winning the game.

LEGEND

No. Number **SW6-10** Women's Singles Class 6-10 * Server



Match Results

PICKARD Felicity (ENG) 3-0 SARKAR Maitreyee (IND)

Game Summary		Match	Game 1	Game 2	Game 3	Game 4	Game 5
PICKARD Felicity	ENG	3	11	11	11		
SARKAR Maitreyee	IND	0	5	8	9		
Duration:		21min	5min	6min	8min		

Match No.: SW6-1011 Table: 1

Umpires: JEFFRESS Anthony (AUS) MARTIN Andrew (AUS)

Player Statistics	PICKARD Felicity (ENG)					Match	SARKAR Maitreyee (IND)					Match
	Game						Game					
	1	2	3	4	5		1	2	3	4	5	
Points won	11	11	11			33	5	8	9			22
Biggest lead	7	3	2			7	-	3	3			3
Points won on own serve	6	7	8			21	3	5	6			14
Points lost on own serve	2	3	2			7	5	4	3			12
Most consecutive points won	5	6	3			6	3	3	4			4
Greatest deficit overcome	-	3	3			3	-	-	-			-
Handedness/Grip	Right/						Right/					

Game/Match Statistics	Game					Match
	1	2	3	4	5	
Longest rally (strokes)	9	17	19			19
Average rally	5	4	6			5

Game Progress

1	PICKARD Felicity (ENG)	0	*2	4	*5	6	*8	9	*9	11		
	SARKAR Maitreyee (IND)	*0	0	*0	1	*2	2	*3	5	5		
2	PICKARD Felicity (ENG)	*0	2	*2	3	*3	4	*5	7	*9	10	11
	SARKAR Maitreyee (IND)	0	*0	2	*3	5	*6	7	*7	7	*8	8
3	PICKARD Felicity (ENG)	0	*1	2	*2	3	*4	6	*6	8	*9	11
	SARKAR Maitreyee (IND)	0	1	*2	4	*5	6	*6	8	*8	9	9

NOTES

The "Greatest deficit overcome" only applies when the player ends up winning the game.

LEGEND

No. Number SW6-10 Women's Singles Class 6-10 * Server



Match Results

OBAZUAYE Faith (NGR) 3-0 McDONNELL Andrea (AUS)

Game Summary		Match	Game 1	Game 2	Game 3	Game 4	Game 5
OBAZUAYE Faith	NGR	3	11	11	11		
McDONNELL Andrea	AUS	0	9	9	6		
Duration:		17min	5min	4min	6min		

Match No.: SW6-101 Table: 1

Umpires: ABDULLAH Diana (MAS) LIM Lim Ee Koon (MAS)

Player Statistics	OBAZUAYE Faith (NGR)					Match	McDONNELL Andrea (AUS)					Match
	Game						Game					
	1	2	3	4	5		1	2	3	4	5	
Points won	11	11	11			33	9	9	6			24
Biggest lead	2	2	5			5	2	3	1			3
Points won on own serve	6	6	5			17	5	5	3			13
Points lost on own serve	4	4	3			11	5	5	6			16
Most consecutive points won	4	3	4			4	2	2	1			2
Greatest deficit overcome	2	3	1			3	-	-	-			-
Handedness/Grip	/						Right/					

Game/Match Statistics	Game					Match
	1	2	3	4	5	
Longest rally (strokes)	10	21	12			21
Average rally	4	5	6			5

Game Progress

1	OBAZUAYE Faith (NGR)	0	*1	2	*3	4	*5	5	*7	9	*9	11
	McDONNELL Andrea (AUS)	*0	1	*2	3	*4	5	*7	7	*7	9	9
2	OBAZUAYE Faith (NGR)	*0	1	*2	2	*3	4	*5	7	*8	10	11
	McDONNELL Andrea (AUS)	0	*1	2	*4	5	*6	7	*7	8	*8	9
3	OBAZUAYE Faith (NGR)	0	*1	2	*4	6	*7	8	*9	10	11	
	McDONNELL Andrea (AUS)	*0	1	*2	2	*2	3	*4	5	*6	6	

NOTES

The "Greatest deficit overcome" only applies when the player ends up winning the game.

LEGEND

No. Number **SW6-10** Women's Singles Class 6-10 * Server



Match Results

CHAN Stephanie (CAN) 3-0 SUTAR Vaishnavi (IND)

Game Summary		Match	Game 1	Game 2	Game 3	Game 4	Game 5
CHAN Stephanie	CAN	3	11	11	11		
SUTAR Vaishnavi	IND	0	1	2	3		
Duration:		10min	3min	3min	3min		

Match No.: SW6-104 Table: 4

Umpires: POOLE Maurie (AUS) RODER Lenore (AUS)

Player Statistics	CHAN Stephanie (CAN)					Match	SUTAR Vaishnavi (IND)					Match
	Game						Game					
	1	2	3	4	5		1	2	3	4	5	
Points won	11	11	11			33	1	2	3			6
Biggest lead	10	9	8			10	-	-	-			-
Points won on own serve	6	4	7			17	1	0	2			3
Points lost on own serve	0	2	1			3	5	7	4			16
Most consecutive points won	10	7	6			10	1	1	3			3
Greatest deficit overcome	-	-	-			-	-	-	-			-
Handedness/Grip	Right/						/					

Game/Match Statistics	Game					Match
	1	2	3	4	5	
Longest rally (strokes)	8	8	1			8
Average rally	3	4	1			2

Game Progress

1	CHAN Stephanie (CAN)	*0	2	*4	6	*8	10	11
	SUTAR Vaishnavi (IND)	0	*0	0	*0	0	*0	1
2	CHAN Stephanie (CAN)	0	*2	3	*5	7	*9	11
	SUTAR Vaishnavi (IND)	*0	0	*1	1	*1	1	*2
3	CHAN Stephanie (CAN)	*0	2	*4	6	*6	7	*9
	SUTAR Vaishnavi (IND)	0	*0	0	*0	2	*3	3

NOTES

The "Greatest deficit overcome" only applies when the player ends up winning the game.

LEGEND

No. Number SW6-10 Women's Singles Class 6-10 * Server



Match Results

McDONNELL Andrea (AUS) 3-0 CHAN Stephanie (CAN)

Game Summary		Match	Game 1	Game 2	Game 3	Game 4	Game 5
McDONNELL Andrea	AUS	3	11	11	11		
CHAN Stephanie	CAN	0	5	1	3		
Duration:		13min	4min	3min	3min		

Match No.: SW6-105 Table: 2

Umpires: MOORE Alan (NZL) MACKEY John (ENG)

Player Statistics	McDONNELL Andrea (AUS)					Match	CHAN Stephanie (CAN)					Match
	Game						Game					
	1	2	3	4	5		1	2	3	4	5	
Points won	11	11	11			33	5	1	3			9
Biggest lead	6	10	8			10	-	-	1			1
Points won on own serve	4	5	5			14	1	0	2			3
Points lost on own serve	4	1	1			6	7	6	5			18
Most consecutive points won	4	9	9			9	3	1	2			3
Greatest deficit overcome	-	-	1			1	-	-	-			-
Handedness/Grip	Right/						Right/					

Game/Match Statistics	Game					Match
	1	2	3	4	5	
Longest rally (strokes)	12	9	7			12
Average rally	4	4	4			4

Game Progress

1	McDONNELL Andrea (AUS)	0	*2	3	*5	6	*7	7	*9	11
	CHAN Stephanie (CAN)	*0	0	*1	1	*2	3	*5	5	5
2	McDONNELL Andrea (AUS)	*0	2	*4	6	*8	9	11		
	CHAN Stephanie (CAN)	0	*0	0	*0	0	*1	1		
3	McDONNELL Andrea (AUS)	0	*1	2	*3	5	*7	9	11	
	CHAN Stephanie (CAN)	0	1	*2	3	*3	3	*3	3	

NOTES

The "Greatest deficit overcome" only applies when the player ends up winning the game.

LEGEND

No. Number **SW6-10** Women's Singles Class 6-10 * Server



Match Results

OBAZUAYE Faith (NGR) 3-0 SUTAR Vaishnavi (IND)

Game Summary		Match	Game 1	Game 2	Game 3	Game 4	Game 5
OBAZUAYE Faith	NGR	3	11	11	11		
SUTAR Vaishnavi	IND	0	0	2	2		
Duration:		8min	2min	2min	2min		

Match No.: SW6-108 Table: 5

Umpires: HOPKINS Alan (AUS) UDAL Nikki (AUS)

Player Statistics	OBAZUAYE Faith (NGR)					Match	SUTAR Vaishnavi (IND)					Match
	Game						Game					
	1	2	3	4	5		1	2	3	4	5	
Points won	11	11	11			33	0	2	2			4
Biggest lead	11	9	9			11	-	-	-			-
Points won on own serve	6	5	7			18	0	1	2			3
Points lost on own serve	0	1	0			1	5	6	4			15
Most consecutive points won	11	9	7			11	0	1	1			1
Greatest deficit overcome	-	-	-			-	-	-	-			-
Handedness/Grip	/						/					

Game/Match Statistics	Game					Match
	1	2	3	4	5	
Longest rally (strokes)	8	7	8			8
Average rally	3	3	3			3

Game Progress

1	OBAZUAYE Faith (NGR)	*0	2	*4	6	*8	10	11
	SUTAR Vaishnavi (IND)	0	*0	0	*0	0	*0	0
2	OBAZUAYE Faith (NGR)	0	*1	2	*4	6	*8	11
	SUTAR Vaishnavi (IND)	*0	1	*2	2	*2	2	2
3	OBAZUAYE Faith (NGR)	*0	2	*3	5	*7	9	11
	SUTAR Vaishnavi (IND)	0	*0	1	*1	1	*1	2

NOTES

The "Greatest deficit overcome" only applies when the player ends up winning the game.

LEGEND

No. Number **SW6-10** Women's Singles Class 6-10 * Server



Match Results

McDONNELL Andrea (AUS) 3-0 SUTAR Vaishnavi (IND)

Game Summary		Match	Game 1	Game 2	Game 3	Game 4	Game 5
McDONNELL Andrea	AUS	3	11	11	11		
SUTAR Vaishnavi	IND	0	3	3	1		
Duration:		9min	3min	2min	3min		

Match No.: SW6-109 Table: 5

Umpires: FOOTE Ben (GGY) WONG Teck Yun (MAS)

Player Statistics	McDONNELL Andrea (AUS)					Match	SUTAR Vaishnavi (IND)					Match
	Game						Game					
	1	2	3	4	5		1	2	3	4	5	
Points won	11	11	11			33	3	3	1			7
Biggest lead	8	8	10			10	-	-	-			-
Points won on own serve	6	5	5			16	3	0	0			3
Points lost on own serve	0	3	1			4	5	6	5			16
Most consecutive points won	5	6	9			9	1	2	1			2
Greatest deficit overcome	-	-	-			-	-	-	-			-
Handedness/Grip	Right/						/					

Game/Match Statistics	Game					Match
	1	2	3	4	5	
Longest rally (strokes)	11	7	9			11
Average rally	4	4	5			4

Game Progress

1	McDONNELL Andrea (AUS)	0	*2	4	*5	7	*8	10	11
	SUTAR Vaishnavi (IND)	*0	0	*0	1	*1	2	*2	3
2	McDONNELL Andrea (AUS)	*0	1	*3	5	*7	7	*9	11
	SUTAR Vaishnavi (IND)	0	*1	1	*1	1	*3	3	3
3	McDONNELL Andrea (AUS)	0	*2	3	*5	7	*9	11	
	SUTAR Vaishnavi (IND)	0	0	*1	1	*1	1	1	

NOTES

The "Greatest deficit overcome" only applies when the player ends up winning the game.

LEGEND

No. Number **SW6-10** Women's Singles Class 6-10 * Server



Match Results

OBAZUAYE Faith (NGR) 3-0 CHAN Stephanie (CAN)

Game Summary		Match	Game 1	Game 2	Game 3	Game 4	Game 5
OBAZUAYE Faith	NGR	3	11	11	11		
CHAN Stephanie	CAN	0	7	5	9		
Duration:		12min	3min	3min	4min		

Match No.: SW6-1012 Table: 2

Umpires: RODER Lenore (AUS) POOLE Maurie (AUS)

Player Statistics	OBAZUAYE Faith (NGR)					Match	CHAN Stephanie (CAN)					Match
	Game						Game					
	1	2	3	4	5		1	2	3	4	5	
Points won	11	11	11			33	7	5	9			21
Biggest lead	4	6	2			6	-	1	3			3
Points won on own serve	5	5	5			15	2	2	5			9
Points lost on own serve	5	3	4			12	6	6	5			17
Most consecutive points won	3	5	4			5	2	2	4			4
Greatest deficit overcome	-	1	3			3	-	-	-			-
Handedness/Grip						/						Right/

Game/Match Statistics	Game					Match
	1	2	3	4	5	
Longest rally (strokes)	19	5	8			19
Average rally	5	3	4			4

Game Progress

1	OBAZUAYE Faith (NGR)	*0 1 *3 4 *5 6 *8 9 *10 11
	CHAN Stephanie (CAN)	0 *1 1 *2 3 *4 4 *5 6 7
2	OBAZUAYE Faith (NGR)	0 *1 2 *4 5 *6 8 *10 11
	CHAN Stephanie (CAN)	*0 1 *2 2 *3 4 *4 4 5
3	OBAZUAYE Faith (NGR)	0 1 *1 2 *4 5 *5 6 *7 9 11
	CHAN Stephanie (CAN)	0 *1 3 *4 4 *5 7 *8 9 *9 9

NOTES

The "Greatest deficit overcome" only applies when the player ends up winning the game.

LEGEND

No. Number **SW6-10** Women's Singles Class 6-10 * Server



Match Results

TAPPER Melissa (AUS) 3-1 McDONNELL Andrea (AUS)

Game Summary		Match	Game 1	Game 2	Game 3	Game 4	Game 5
TAPPER Melissa	AUS	3	6	11	11	11	
McDONNELL Andrea	AUS	1	11	3	4	1	
Duration:		18min	5min	4min	4min	4min	

Match No.: SW6-1013 Table: 1

Umpires: LIM Lim Ee Koon (MAS) JUTLE Harry (ENG)

Player Statistics	TAPPER Melissa (AUS)					Match	McDONNELL Andrea (AUS)					Match
	Game						Game					
	1	2	3	4	5		1	2	3	4	5	
Points won	6	11	11	11		39	11	3	4	1		19
Biggest lead	1	8	8	10		10	5	-	-	-		5
Points won on own serve	4	5	6	6		21	6	2	2	1		11
Points lost on own serve	5	1	2	0		8	2	6	5	5		18
Most consecutive points won	2	5	7	9		9	4	1	2	1		4
Greatest deficit overcome	-	-	-	-		-	1	-	-	-		1
Handedness/Grip	Left/						Right/					

Game/Match Statistics	Game					Match
	1	2	3	4	5	
Longest rally (strokes)	14	9	9	17		17
Average rally	5	5	4	6		5

Game Progress

1	TAPPER Melissa (AUS)	*0	1	*2	3	*3	4	*4	5	*6	6
	McDONNELL Andrea (AUS)	0	*1	2	*3	5	*6	8	*9	10	11
2	TAPPER Melissa (AUS)	0	*2	4	*5	7	*8	9	11		
	McDONNELL Andrea (AUS)	*0	0	*0	1	*1	2	*3	3		
3	TAPPER Melissa (AUS)	*0	2	*3	5	*7	9	*10	10	11	
	McDONNELL Andrea (AUS)	0	*0	1	*1	1	*1	2	*4	4	
4	TAPPER Melissa (AUS)	0	*2	4	*6	8	*9	11			
	McDONNELL Andrea (AUS)	*0	0	*0	0	*0	1	1			

NOTES

The "Greatest deficit overcome" only applies when the player ends up winning the game.

LEGEND

No. Number **SW6-10** Women's Singles Class 6-10 * Server



Match Results

OBAZUAYE Faith (NGR) 3-0 PICKARD Felicity (ENG)

Game Summary		Match	Game 1	Game 2	Game 3	Game 4	Game 5
OBAZUAYE Faith	NGR	3	11	11	11		
PICKARD Felicity	ENG	0	6	7	8		
Duration:		19min	5min	5min	7min		

Match No.: SW6-1014 Table: 2

Umpires: RODER Lenore (AUS) DINSEY Greg (AUS)

Player Statistics	OBAZUAYE Faith (NGR)					Match	PICKARD Felicity (ENG)					Match
	Game						Game					
	1	2	3	4	5		1	2	3	4	5	
Points won	11	11	11			33	6	7	8			21
Biggest lead	5	5	4			5	-	-	1			1
Points won on own serve	7	5	5			17	4	4	3			11
Points lost on own serve	2	3	4			9	4	6	6			16
Most consecutive points won	3	5	3			5	2	3	4			4
Greatest deficit overcome	-	-	1			1	-	-	-			-
Handedness/Grip						/						Right/

Game/Match Statistics	Game					Match
	1	2	3	4	5	
Longest rally (strokes)	11	7	8			11
Average rally	4	4	4			4

Game Progress

1	OBAZUAYE Faith (NGR)	*0	2	*3	4	*5	7	*7	8	*10	11	
	PICKARD Felicity (ENG)	0	*0	1	*2	3	*3	5	*6	6	6	
2	OBAZUAYE Faith (NGR)	0	*1	3	*5	6	*7	7	*8	10	11	
	PICKARD Felicity (ENG)	*0	1	*1	1	*2	3	*5	6	*6	7	
3	OBAZUAYE Faith (NGR)	0	1	*3	4	*6	6	*6	8	*9	10	11
	PICKARD Felicity (ENG)	0	*1	1	*2	2	*4	6	*6	7	*8	8

NOTES

The "Greatest deficit overcome" only applies when the player ends up winning the game.

LEGEND

No. Number SW6-10 Women's Singles Class 6-10 * Server



Match Results

McDONNELL Andrea (AUS) 3-0 PICKARD Felicity (ENG)

Game Summary		Match	Game 1	Game 2	Game 3	Game 4	Game 5
McDONNELL Andrea	AUS	3	11	11	11		
PICKARD Felicity	ENG	0	2	6	3		
Duration:		17min	4min	6min	6min		

Match No.: SW6-1016 Table: 1

Umpires: YEW Freddie (SGP) WONG Teck Yun (MAS)

Player Statistics	McDONNELL Andrea (AUS)					Match	PICKARD Felicity (ENG)					Match
	Game						Game					
	1	2	3	4	5		1	2	3	4	5	
Points won	11	11	11			33	2	6	3			11
Biggest lead	9	5	8			9	-	2	-			2
Points won on own serve	6	4	8			18	1	2	3			6
Points lost on own serve	1	4	0			5	5	7	3			15
Most consecutive points won	8	5	3			8	1	2	1			2
Greatest deficit overcome	-	2	-			2	-	-	-			-
Handedness/Grip	Right/						Right/					

Game/Match Statistics	Game					Match
	1	2	3	4	5	
Longest rally (strokes)	8	14	8			14
Average rally	4	5	5			5

Game Progress

1	McDONNELL Andrea (AUS)	*0	2	*3	4	*6	8	*10	11		
	PICKARD Felicity (ENG)	0	*0	1	*2	2	*2	2	2		
2	McDONNELL Andrea (AUS)	0	*1	1	*3	4	*5	7	*9	10	11
	PICKARD Felicity (ENG)	*0	1	*3	3	*4	5	*5	5	*6	6
3	McDONNELL Andrea (AUS)	*0	2	*3	5	*6	8	*9	11		
	PICKARD Felicity (ENG)	0	*0	1	*1	2	*2	3	3		

NOTES

The "Greatest deficit overcome" only applies when the player ends up winning the game.

LEGEND

No. Number **SW6-10** Women's Singles Class 6-10 * Server



Match Results

TAPPER Melissa (AUS) 3-1 OBAZUAYE Faith (NGR)

Game Summary		Match	Game 1	Game 2	Game 3	Game 4	Game 5
TAPPER Melissa	AUS	3	7	11	11	11	
OBAZUAYE Faith	NGR	1	11	2	6	3	
Duration:		20min	5min	4min	5min	4min	

Match No.: SW6-1015 Table: 1

Umpires: MEHRA Vipin (IND) SAMAL Jiban (IND)

Player Statistics	TAPPER Melissa (AUS)					Match	OBAZUAYE Faith (NGR)					Match
	Game						Game					
	1	2	3	4	5		1	2	3	4	5	
Points won	7	11	11	11		40	11	2	6	3		22
Biggest lead	2	9	5	8		9	4	-	-	-		4
Points won on own serve	2	7	4	8		21	5	2	2	3		12
Points lost on own serve	6	0	4	0		10	5	4	6	3		18
Most consecutive points won	4	7	5	4		7	4	1	3	1		4
Greatest deficit overcome	-	-	-	-		-	2	-	-	-		2
Handedness/Grip	Left/						/					

Game/Match Statistics	Game				Match
	1	2	3	4	
Longest rally (strokes)	11	8	11	9	11
Average rally	4	4	4	4	4

Game Progress

1	TAPPER Melissa (AUS)	0	*1	1	*3	5	*5	5	*6	6	7
	OBAZUAYE Faith (NGR)	*0	1	*3	3	*3	5	*7	8	*10	11
2	TAPPER Melissa (AUS)	*0	2	*4	6	*7	9	*10	11		
	OBAZUAYE Faith (NGR)	0	*0	0	*0	1	*1	2	2		
3	TAPPER Melissa (AUS)	0	*2	3	*4	5	*6	6	*8	10	11
	OBAZUAYE Faith (NGR)	0	0	*1	2	*3	4	*6	6	*6	6
4	TAPPER Melissa (AUS)	*0	2	*3	5	*6	8	*9	11		
	OBAZUAYE Faith (NGR)	0	*0	1	*1	2	*2	3	3		

NOTES

The "Greatest deficit overcome" only applies when the player ends up winning the game.

LEGEND

No. Number SW6-10 Women's Singles Class 6-10 * Server



Entry List by Event

As of MON 2 APR 2018

CGA	Name	Date of Birth
AUS - Australia	HU Heming	21 MAR 1994
	YAN Xin	9 DEC 1988
	POWELL David	8 APR 1991
	TOWNSEND Kane	13 APR 1993
BAR - Barbados	DOWELL Mark	23 JUN 1982
	KNIGHT Tyrese	2 NOV 1999
	DOUGHTY Kristian	5 JAN 1997
	SMITH Marcus	19 MAR 2001
BIZ - Belize	HUKMANI Devesh	20 DEC 2004
	SU Terry	11 JUN 2003
CAN - Canada	MEDJUGORAC Marko	2 MAY 1996
	WANG Zhen	13 NOV 1985
ENG - England	DRINKHALL Paul	16 JAN 1990
	PITCHFORD Liam	12 JUL 1993
	McBEATH David	15 MAR 1992
	WALKER Samuel	7 MAY 1995
FIJ - Fiji	WING Philip	1 AUG 1995
	WU Vicky	8 APR 2005
GHA - Ghana	ABREFA Derek	15 FEB 1992
	LARTEY Felix	16 JUN 1991
	ASANTE Emmanuel	12 FEB 1995
	SAM Bernard	2 MAY 1988
GUY - Guyana	BRITTON Shemar	13 JUL 1998
	FRANKLIN Christopher	18 NOV 1984
IND - India	ACHANTA Sharath	12 JUL 1982
	GNANASEKARAN Sathiyam	8 JAN 1993
	DESAI Harmeet	19 JUL 1993
	SHETTY Sanil Shankar	16 AUG 1989



Entry List by Event

As of MON 2 APR 2018

CGA	Name	Date of Birth
JAM - Jamaica	TOMLINSON Simon	14 SEP 1991
	WATSON Kane	14 AUG 1987
KIR - Kiribati	MIITA Tauramo	16 OCT 2001
	TAKOOA Nooa	10 MAR 1993
MAS - Malaysia	CHOONG Javen	3 FEB 2001
	LEONG Chee Feng	25 FEB 1998
MRI - Mauritius	TAUCOORY Rhikesh	24 SEP 1987
	YOGARAJAH Akhilen	20 MAR 1995
NGR - Nigeria	ARUNA Quadri	9 AUG 1988
	TORIOLA Segun	18 SEP 1974
	ABIODUN Bode	10 SEP 1980
	OMOTAYO Olajide	6 JUL 1995
NIR - Northern Ireland	McCREERY Paul	14 MAY 1992
	ROBINSON Ashley	24 NOV 1993
	CATHCART Owen	5 APR 2002
	WILSON Zak	17 AUG 1998
PAK - Pakistan	KHAWAJA Fahad	4 APR 2000
	RAMEEZ Muhammad	19 MAR 1996
SCO - Scotland	HOWIESON Craig	17 FEB 1990
	RUMGAY Gavin	27 AUG 1984
SGP - Singapore	GAO Ning	11 OCT 1982
	PANG Xue Jie	11 MAR 1993
	PANG Yew En Koen	8 MAY 2002
	POH Shao Feng Ethan	5 FEB 1999
SLE - Sierra Leone	BENJAMIN Rene	8 JUL 1981
	GBOYAH Emmanuel	6 AUG 1992
SRI - Sri Lanka	JAYASINGHA MUDIYANSELAGE Buwaneka	25 MAR 1983
	RANASINGHA Imesh	7 OCT 1998



Entry List by Event

As of MON 2 APR 2018

CGA	Name	Date of Birth
SVG - St Vinc & Grenadines	MITCHELL Andre	26 JUL 2000
	SPENCER Romano	5 JAN 1989
TAN - Tanzania	MTALASO Masoud	21 AUG 1990
	TUMAINI Amoni	24 OCT 1994
TTO - Trinidad and Tobago	DOOKRAM Yuvraaj	27 NOV 1989
	WILSON Aaron	26 SEP 1998
TUV - Tuvalu	MELTON Kalton	29 JUN 2004
	VAEA Tulimanu	14 APR 2002
VAN - Vanuatu	LULU Ham	7 JUN 1988
	SHING Yoshua	20 JUN 1993



Draw

Round of 64	Round of 32	Round of 16	Quarterfinals	Semifinals	Finals			
ACHANTA SHAR/GNANASEKARAN BYE BYE MIITA T/TAKOOA MTALASO MASO/TUMAINI AMON BYE BYE JAYASIN/RANASIN HOWIESON CRA/RUMGAY GAVIN BYE BYE CATHCAR/WILSON SU TERRY/HUKMANI DEVE BYE MCBEATH/WALKER POWELL DAVID/TOWNSEND KAN BYE BYE POH SHA/PANG YE SAM BERNARD/ASANTE EMMAN BYE BYE LULU HA/SHING Y CHOONG JAVEN/LEONG CHEE F BYE DOUGHTY/SMITH M TOMLINSON SI/WATSON KANE BYE ARUNA Q/TORIOLA DESAI HARMEE/SHETTY SANIL BYE BRITTON/FRANKLI MELTON KALTO/VAEA TULIMAN BYE MCCREER/ROBINSON WU VICKY/WING PHILIP BYE DOOKRAM YUVR/WILSON AARON SPENCER/MITCHEL DOWELL MARK/KNIGHT TYRES BYE YAN XIN/HU HEMING GAO NING/PANG XUE JIE BYE TAUCOOR/YOGARAJ BENJAMIN REN/GBOYAH EMMAN BYE MEDJUGO/WANG ZH ABIODUN BODE/OMOTAYO OLAJ BYE BYE KHAWAJA/RAMEEZ ABREFA DEREK/LARTEY FELIX BYE DRINKHA/PITCHFO	IND IND KIR TAN SRI SCO NIR BIZ ENG AUS SGP GHA VAN MAS BAR JAM NGR IND GUY TUV NIR FIJ TTO SVG BAR AUS SGP MRI SLE CAN NGR PAK GHA ENG	ACHANTA/GNANASE MIITA T/TAKOOA MTALASO/TUMAINI JAYASIN/RANASIN HOWIESO/RUMGAY CATHCAR/WILSON SU TERR/HUKMANI MCBEATH/WALKER POWELL /TOWNSEN POH SHA/PANG YE SAM BER/ASANTE LULU HA/SHING Y CHOONG /LEONG C DOUGHTY/SMITH M TOMLINS/WATSON ARUNA Q/TORIOLA DESAI H/SHETTY BRITTON/FRANKLI MELTON /VAEA TU MCCREER/ROBINSON WU VICK/WING PH DOOKRAM YUVR/WILSON AARON DOWELL /KNIGHT YAN XIN/HU HEMI GAO NIN/PANG XU TAUCOOR/YOGARAJ BENJAMI/GBOYAH MEDJUGO/WANG ZH ABIODUN/OMOTAYO KHAWAJA/RAMEEZ ABREFA /LARTEY DRINKHA/PITCHFO	IND KIR TAN SRI SCO NIR BIZ ENG AUS SGP GHA VAN MAS BAR JAM NGR IND GUY TUV NIR FIJ TTO SVG BAR AUS SGP MRI SLE CAN NGR PAK GHA ENG	11 APR 12:25 MD33 11 APR 12:25 MD34 11 APR 12:25 MD35 11 APR 12:25 MD36 11 APR 12:25 MD37 11 APR 12:25 MD38 11 APR 12:25 MD39 11 APR 12:25 MD40 11 APR 13:00 MD41 11 APR 13:00 MD42 11 APR 13:00 MD43 11 APR 13:00 MD44 11 APR 13:00 MD45 11 APR 13:00 MD46 11 APR 13:00 MD47 11 APR 13:00 MD48	12 APR 17:55 MD49 12 APR 17:55 MD50 12 APR 17:55 MD51 12 APR 17:55 MD52 12 APR 18:35 MD53 12 APR 18:35 MD54 12 APR 18:35 MD55 12 APR 18:35 MD56	13 APR 9:30 MD57 13 APR 9:30 MD58 13 APR 9:30 MD59 13 APR 9:30 MD60	13 APR 18:00 MD61 14 APR 20:45 MD63 13 APR 18:40 MD62	Gold Medal Silver Medal Bronze Medal



Match Results

DOOKRAM Yuvraaj (TTO) 3-1 SPENCER Romano (SVG)
WILSON Aaron MITCHELL Andre

Game Summary		Match	Game 1	Game 2	Game 3	Game 4	Game 5
DOOKRAM Yuvraaj / WILSON A	TTO	3	11	11	10	11	
SPENCER Romano / MITCHELL A	SVG	1	4	5	12	4	
Duration:		18min	3min	4min	5min	4min	

Match No.: MD22 Table: 3

Umpires: ALMASI William (AUS) NOMURA Nanako (AUS)

Player Statistics	DOOKRAM Y / WILSON A (TTO)					Match	SPENCER R / MITCHELL A (SVG)					Match
	Game						Game					
	1	2	3	4	5		1	2	3	4	5	
Points won	11	11	10	11		43	4	5	12	4		25
Biggest lead	7	6	1	7		7	2	2	5	2		5
Points won on own serve	5	5	6	5		21	2	2	6	1		11
Points lost on own serve	2	3	5	3		13	6	6	4	6		22
Most consecutive points won	4	6	4	7		7	2	2	5	2		5
Greatest deficit overcome	2	2	-	2		2	-	-	1	-		1
Handedness/Grip	Right/ - Right/						Right/ - /					

Game/Match Statistics	Game					Match
	1	2	3	4	5	
Longest rally (strokes)	4	5	4	5		5
Average rally	2	3	3	3		2

Game Progress

1	DOOKRAM Y / WILSON A (TTO)	0	*0	2	*4	5	*7	8	*10	11				
	SPENCER R / MITCHELL A (SVG)	*0	2	*2	2	*3	3	*4	4	4				
2	DOOKRAM Y / WILSON A (TTO)	*0	0	*2	4	*6	7	*7	9	11				
	SPENCER R / MITCHELL A (SVG)	0	*2	2	*2	2	*3	5	*5	5				
3	DOOKRAM Y / WILSON A (TTO)	0	*0	0	*1	3	*4	5	*6	8	*9	10	*10	10
	SPENCER R / MITCHELL A (SVG)	0	2	*4	5	*5	6	*7	8	*8	9	*10	11	12
4	DOOKRAM Y / WILSON A (TTO)	*0	0	*2	4	*6	7	*8	10	11				
	SPENCER R / MITCHELL A (SVG)	0	*2	2	*2	2	*3	4	*4	4				

NOTES

"*-." denotes first player of pair is server, "-*" denotes second player of pair is server. The "Greatest deficit overcome" only applies when the pair ends up winning the game.

LEGEND

MD Men's Doubles **No.** Number ***-** First player of pair is server
-* Second player of pair is server



Match Results

ACHANTA Sharath (IND) 3-0 MIITA Tauramoa (KIR)
GNANASEKARAN Sathiyar TAKOOA Nooa

Game Summary		Match	Game 1	Game 2	Game 3	Game 4	Game 5
ACHANTA Sharath / G. SATHIYAN	IND	3	11	11	11		
MIITA Tauramoa / TAKOOA N	KIR	0	2	5	6		
Duration:		12min	3min	4min	4min		

Match No.: MD33 Table: 3

Umpires: ROBERTS Averil (AUS) CHAN Kameron (AUS)

Player Statistics	ACHANTA S / G. SATHIYAN (IND)					Match	MIITA T / TAKOOA N (KIR)					Match
	Game						Game					
	1	2	3	4	5		1	2	3	4	5	
Points won	11	11	11			33	2	5	6			13
Biggest lead	9	7	5			9	-	1	2			2
Points won on own serve	4	6	8			18	0	3	6			9
Points lost on own serve	2	2	0			4	7	5	3			15
Most consecutive points won	5	6	4			6	1	2	2			2
Greatest deficit overcome	-	1	2			2	-	-	-			-
Handedness/Grip	/ - /						Right/ - Right/					

Game/Match Statistics	Game					Match
	1	2	3	4	5	
Longest rally (strokes)	7	6	8			8
Average rally	3	4	4			4

Game Progress

1	ACHANTA S / G. SATHIYAN (IND)	0	*2	3	*5	6	*8	10	11	
	MIITA T / TAKOOA N (KIR)	*0	0	*1	1	*2	2	*2	2	
2	ACHANTA S / G. SATHIYAN (IND)	*0	1	*2	4	*5	7	*9	11	
	MIITA T / TAKOOA N (KIR)	0	*1	2	*2	3	*3	3	*4	
3	ACHANTA S / G. SATHIYAN (IND)	0	*0	2	*3	5	*5	7	*8	11
	MIITA T / TAKOOA N (KIR)	*0	2	*2	3	*3	5	*5	6	*6

NOTES

"*-." denotes first player of pair is server, "-*" denotes second player of pair is server. The "Greatest deficit overcome" only applies when the pair ends up winning the game.

LEGEND

MD Men's Doubles **No.** Number ***-** First player of pair is server
-* Second player of pair is server



Match Results

JAYASINGHA MUDIYANSELAGE Buwaneka (SRI) 3-1 MTALASO Masoud (TAN)
RANASINGHA Imesh TUMAINI Amoni

Game Summary		Match	Game 1	Game 2	Game 3	Game 4	Game 5
JAYASINGHA MUDIYA. / RANASINGHA I	SRI	3	11	11	9	11	
MTALASO Masoud / TUMAINI A	TAN	1	6	8	11	5	
Duration:		25min	4min	6min	6min	6min	

Match No.: MD34 Table: 4

Umpires: YEW Freddie (SGP) CHAN Cheryl (SGP)

Player Statistics	JAYASINGHA MUDIYA. / RANASINGHA I (SRI)					Match	MTALASO M / TUMAINI A (TAN)					Match
	Game						Game					
	1	2	3	4	5		1	2	3	4	5	
Points won	11	11	9	11		42	6	8	11	5		30
Biggest lead	5	3	1	6		6	1	3	3	-		3
Points won on own serve	7	6	3	7		23	5	4	4	4		17
Points lost on own serve	1	4	7	1		13	4	5	5	4		18
Most consecutive points won	4	4	2	4		4	2	3	3	1		3
Greatest deficit overcome	1	3	-	-		3	-	-	1	-		1
Handedness/Grip	/ - /						/ - /					

Game/Match Statistics	Game					Match
	1	2	3	4	5	
Longest rally (strokes)	4	6	8	7		8
Average rally	2	3	4	4		3

Game Progress

1	JAYASINGHA MUDIYA. / RANASINGHA I (SRI)	0	*-1	3	*-4	5	*-6	8	*-8	10	11	
	MTALASO M / TUMAINI A (TAN)	-*0	1	*-1	2	-*3	4	*-4	6	-*6	6	
2	JAYASINGHA MUDIYA. / RANASINGHA I (SRI)	*-0	0	*-1	2	*-4	5	*-5	7	*-8	10	11
	MTALASO M / TUMAINI A (TAN)	0	*-2	3	*-4	4	*-5	7	*-7	8	*-8	8
3	JAYASINGHA MUDIYA. / RANASINGHA I (SRI)	0	*-1	1	*-3	3	*-4	5	*-7	8	*-8	9
	MTALASO M / TUMAINI A (TAN)	0	1	*-3	3	*-5	6	*-7	7	*-8	10	11
4	JAYASINGHA MUDIYA. / RANASINGHA I (SRI)	*-0	1	*-2	4	*-5	7	*-8	10	11		
	MTALASO M / TUMAINI A (TAN)	0	*-1	2	*-2	3	*-3	4	*-4	5		

NOTES

"*-." denotes first player of pair is server, "-*" denotes second player of pair is server. The "Greatest deficit overcome" only applies when the pair ends up winning the game.

LEGEND

MD Men's Doubles **No.** Number ***-** First player of pair is server
-* Second player of pair is server



Match Results

HOWIESON Craig (SCO) 3-0 CATHCART Owen (NIR)
RUMGAY Gavin WILSON Zak

Game Summary		Match	Game 1	Game 2	Game 3	Game 4	Game 5
HOWIESON Craig / RUMGAY G	SCO	3	11	11	11		
CATHCART Owen / WILSON Z	NIR	0	8	6	9		
Duration:		19min	6min	5min	7min		

Match No.: MD35 Table: 2

Umpires: WONG Kenneth (AUS) McNEILL Jock (AUS)

Player Statistics	HOWIESON C / RUMGAY G (SCO)					Match	CATHCART O / WILSON Z (NIR)					Match
	Game						Game					
	1	2	3	4	5		1	2	3	4	5	
Points won	11	11	11			33	8	6	9			23
Biggest lead	3	6	5			6	3	-	1			3
Points won on own serve	6	4	4			14	4	2	3			9
Points lost on own serve	4	4	5			13	5	7	7			19
Most consecutive points won	5	5	6			6	3	2	3			3
Greatest deficit overcome	3	-	1			3	-	-	-			-
Handedness/Grip	Right/ - Right/						/ - /					

Game/Match Statistics	Game					Match
	1	2	3	4	5	
Longest rally (strokes)	13	11	7			13
Average rally	5	3	4			4

Game Progress

1	HOWIESON C / RUMGAY G (SCO)	-*0	1	*-1	2	-*3	4	*-5	7	-*9	10	11
	CATHCART O / WILSON Z (NIR)	0	*-1	3	-*4	5	*-6	7	-*7	7	*-8	8
2	HOWIESON C / RUMGAY G (SCO)	0	-*2	4	*-5	6	-*7	8	*-10	10	11	
	CATHCART O / WILSON Z (NIR)	*-0	0	-*0	1	*-2	3	-*4	4	*-6	6	
3	HOWIESON C / RUMGAY G (SCO)	0	1	*-3	5	-*6	7	*-8	8	-*9	9	11
	CATHCART O / WILSON Z (NIR)	0	*-1	1	-*1	2	*-3	4	-*6	7	*-9	9

NOTES

"*-." denotes first player of pair is server, "-*" denotes second player of pair is server. The "Greatest deficit overcome" only applies when the pair ends up winning the game.

LEGEND

MD Men's Doubles **No.** Number ***-** First player of pair is server
-* Second player of pair is server



Match Results

McBEATH David (ENG) 3-0 SU Terry (BIZ)
WALKER Samuel HUKMANI Devesh

Game Summary		Match	Game 1	Game 2	Game 3	Game 4	Game 5
McBEATH David / WALKER S	ENG	3	11	11	11		
SU Terry / HUKMANI D	BIZ	0	3	2	2		
Duration:		12min	3min	3min	3min		

Match No.: MD36 Table: 5
Umpires: POOLE Maurie (AUS) RODER Lenore (AUS)

Player Statistics	McBEATH D / WALKER S (ENG)					Match	SU T / HUKMANI D (BIZ)					Match
	Game						Game					
	1	2	3	4	5		1	2	3	4	5	
Points won	11	11	11			33	3	2	2			7
Biggest lead	8	9	9			9	-	-	-			-
Points won on own serve	6	6	5			17	3	1	1			5
Points lost on own serve	0	1	1			2	5	5	5			15
Most consecutive points won	6	7	7			7	2	1	1			2
Greatest deficit overcome	-	-	-			-	-	-	-			-
Handedness/Grip	Right/ - Right/						/ - /					

Game/Match Statistics	Game					Match
	1	2	3	4	5	
Longest rally (strokes)	5	5	8			8
Average rally	3	3	3			3

Game Progress

1	McBEATH D / WALKER S (ENG)	0	*-1	3	*-5	7	*-7	9	11
	SU T / HUKMANI D (BIZ)	-*0	1	*-1	1	*-1	3	*-3	3
2	McBEATH D / WALKER S (ENG)	-*0	2	*-3	4	*-6	8	*-10	11
	SU T / HUKMANI D (BIZ)	0	*-0	1	*-2	2	*-2	2	2
3	McBEATH D / WALKER S (ENG)	0	*-2	4	*-6	7	*-8	10	11
	SU T / HUKMANI D (BIZ)	0	0	*-0	0	*-1	2	*-2	2

NOTES

"*-." denotes first player of pair is server, "-*" denotes second player of pair is server. The "Greatest deficit overcome" only applies when the pair ends up winning the game.

LEGEND

MD Men's Doubles No. Number *- First player of pair is server
-* Second player of pair is server



Match Results

POH Shao Feng Ethan (SGP) 3-0 POWELL David (AUS)
PANG Yew En Koen TOWNSEND Kane

Game Summary		Match	Game 1	Game 2	Game 3	Game 4	Game 5
POH Shao Feng Ethan / PANG YEK	SGP	3	11	11	11		
POWELL David / TOWNSEND K	AUS	0	3	8	7		
Duration:		21min	5min	7min	8min		

Match No.: MD37 Table: 1

Umpires: ADAMS Tiffany (RSA) FRANSMAN Claire (RSA)

Player Statistics	POH SFE / PANG YEK (SGP)					Match	POWELL D / TOWNSEND K (AUS)					Match
	Game						Game					
	1	2	3	4	5		1	2	3	4	5	
Points won	11	11	11			33	3	8	7			18
Biggest lead	8	4	4			8	1	1	1			1
Points won on own serve	6	7	6			19	1	6	3			10
Points lost on own serve	2	2	4			8	5	4	5			14
Most consecutive points won	6	3	4			6	2	2	2			2
Greatest deficit overcome	1	1	1			1	-	-	-			-
Handedness/Grip	/ - /						Right/ - Left/					

Game/Match Statistics	Game					Match
	1	2	3	4	5	
Longest rally (strokes)	7	6	6			7
Average rally	4	3	4			4

Game Progress

1	POH SFE / PANG YEK (SGP)	-*0	1	*-2	4	-*6	7	*-9	11			
	POWELL D / TOWNSEND K (AUS)	0	-*1	2	*-2	2	-*3	3	3			
2	POH SFE / PANG YEK (SGP)	0	-*1	2	*-3	4	-*5	7	*-8	10	-*10	11
	POWELL D / TOWNSEND K (AUS)	-*0	1	*-2	3	-*4	5	*-5	6	-*6	8	8
3	POH SFE / PANG YEK (SGP)	-*0	1	*-2	3	-*5	5	*-7	9	-*9	11	
	POWELL D / TOWNSEND K (AUS)	0	-*1	2	*-3	3	-*5	5	*-5	7	7	

NOTES

"*-." denotes first player of pair is server, "-*" denotes second player of pair is server. The "Greatest deficit overcome" only applies when the pair ends up winning the game.

LEGEND

MD Men's Doubles **No.** Number ***-** First player of pair is server
-* Second player of pair is server



Match Results

SAM Bernard (GHA) 3-1 LULU Ham (VAN)
ASANTE Emmanuel SHING Yoshua

Game Summary		Match	Game 1	Game 2	Game 3	Game 4	Game 5
SAM Bernard / ASANTE E	GHA	3	8	11	11	11	
LULU Ham / SHING Y	VAN	1	11	5	7	6	
Duration:		21min	4min	4min	6min	5min	

Match No.: MD38 Table: 6

Umpires: FOOTE Ben (GGY) WONG Teck Yun (MAS)

Player Statistics	SAM B / ASANTE E (GHA)					Match	LULU H / SHING Y (VAN)					Match
	Game						Game					
	1	2	3	4	5		1	2	3	4	5	
Points won	8	11	11	11		41	11	5	7	6		29
Biggest lead	3	6	7	5		7	3	3	-	-		3
Points won on own serve	4	6	7	6		23	5	3	4	4		16
Points lost on own serve	6	2	3	2		13	4	5	4	5		18
Most consecutive points won	3	5	5	4		5	4	3	6	2		6
Greatest deficit overcome	-	3	-	-		3	3	-	-	-		3
Handedness/Grip	/ - /						Right/ - Right/					

Game/Match Statistics	Game					Match
	1	2	3	4	5	
Longest rally (strokes)	6	4	7	4		7
Average rally	3	3	3	2		3

Game Progress

1	SAM B / ASANTE E (GHA)	*-0	1	*-2	3	*-5	6	*-6	7	*-8	8	8
	LULU H / SHING Y (VAN)	0	*-1	2	*-3	3	*-4	6	*-7	8	*-10	11
2	SAM B / ASANTE E (GHA)	0	*-0	1	*-2	4	*-6	7	*-9	11		
	LULU H / SHING Y (VAN)	*-0	2	*-3	4	*-4	4	*-5	5	5		
3	SAM B / ASANTE E (GHA)	*-0	2	*-3	5	*-7	8	*-8	8	*-9	11	
	LULU H / SHING Y (VAN)	0	*-0	1	*-1	1	*-2	4	*-6	7	7	
4	SAM B / ASANTE E (GHA)	0	*-1	3	*-4	5	*-6	7	*-8	10	11	
	LULU H / SHING Y (VAN)	*-0	1	*-1	2	*-3	4	*-5	6	*-6	6	

NOTES

"*-." denotes first player of pair is server, "-*" denotes second player of pair is server. The "Greatest deficit overcome" only applies when the pair ends up winning the game.

LEGEND

MD Men's Doubles **No.** Number ***-** First player of pair is server
-* Second player of pair is server



Match Results

CHOONG Javen (MAS) 3-0 DOUGHTY Kristian (BAR)
LEONG Chee Feng SMITH Marcus

Game Summary		Match	Game 1	Game 2	Game 3	Game 4	Game 5
CHOONG Javen / LEONG CF	MAS	3	11	11	11		
DOUGHTY Kristian / SMITH M	BAR	0	2	7	7		
Duration:		11min	3min	3min	4min		

Match No.: MD39 Table: 7

Umpires: JEFFRESS Anthony (AUS) MARTIN Andrew (AUS)

Player Statistics	CHOONG J / LEONG CF (MAS)					Match	DOUGHTY K / SMITH M (BAR)					Match
	Game						Game					
	1	2	3	4	5		1	2	3	4	5	
Points won	11	11	11			33	2	7	7			16
Biggest lead	9	4	5			9	-	1	-			1
Points won on own serve	4	6	5			15	0	3	4			7
Points lost on own serve	2	4	3			9	7	5	6			18
Most consecutive points won	9	4	3			9	2	2	2			2
Greatest deficit overcome	-	1	-			1	-	-	-			-
Handedness/Grip	Right/ - Right/						Right/ - Right/					

Game/Match Statistics	Game					Match
	1	2	3	4	5	
Longest rally (strokes)	6	6	4			6
Average rally	3	3	3			3

Game Progress

1	CHOONG J / LEONG CF (MAS)	0	*-2	2	*-4	6	*-8	10	11		
	DOUGHTY K / SMITH M (BAR)	*-0	0	*-2	2	*-2	2	*-2	2		
2	CHOONG J / LEONG CF (MAS)	*-0	1	*-2	3	*-5	6	*-7	8	*-9	11
	DOUGHTY K / SMITH M (BAR)	0	*-1	2	*-3	3	*-4	5	*-6	7	7
3	CHOONG J / LEONG CF (MAS)	0	*-2	3	*-4	6	*-7	8	*-9	10	11
	DOUGHTY K / SMITH M (BAR)	*-0	0	*-1	2	*-2	3	*-4	5	*-6	7

NOTES

"*-." denotes first player of pair is server, "-*" denotes second player of pair is server. The "Greatest deficit overcome" only applies when the pair ends up winning the game.

LEGEND

MD Men's Doubles No. Number *- First player of pair is server
-* Second player of pair is server



Match Results

ARUNA Quadri (NGR) 3-0 TOMLINSON Simon (JAM)
TORIOLA Segun WATSON Kane

Game Summary		Match	Game 1	Game 2	Game 3	Game 4	Game 5
ARUNA Quadri / TORIOLA S	NGR	3	11	11	11		
TOMLINSON Simon / WATSON K	JAM	0	3	6	6		
Duration:		13min	3min	4min	4min		

Match No.: MD40 Table: 8

Umpires: GILLESPIE Stephen (AUS) ERRINGTON Glenn (AUS)

Player Statistics	ARUNA Q / TORIOLA S (NGR)					Match	TOMLINSON S / WATSON K (JAM)					Match
	Game						Game					
	1	2	3	4	5		1	2	3	4	5	
Points won	11	11	11			33	3	6	6			15
Biggest lead	8	5	6			8	-	1	1			1
Points won on own serve	5	6	4			15	2	3	2			7
Points lost on own serve	1	3	4			8	6	5	7			18
Most consecutive points won	5	5	5			5	1	2	2			2
Greatest deficit overcome	-	1	1			1	-	-	-			-
Handedness/Grip	Right/ - Right/						Right/ - Right/					

Game/Match Statistics	Game					Match
	1	2	3	4	5	
Longest rally (strokes)	7	6	9			9
Average rally	4	4	4			4

Game Progress

1	ARUNA Q / TORIOLA S (NGR)	0	*2	4	*5	7	*8	9	11		
	TOMLINSON S / WATSON K (JAM)	*0	0	*0	1	*1	2	*3	3		
2	ARUNA Q / TORIOLA S (NGR)	*0	1	*2	3	*4	5	*7	9	*10	11
	TOMLINSON S / WATSON K (JAM)	0	*1	2	*3	4	*5	5	*5	6	6
3	ARUNA Q / TORIOLA S (NGR)	0	*1	2	*3	5	*7	8	*10	10	11
	TOMLINSON S / WATSON K (JAM)	*0	1	*2	3	*3	3	*4	4	*6	6

NOTES

"*-." denotes first player of pair is server, "-*" denotes second player of pair is server. The "Greatest deficit overcome" only applies when the pair ends up winning the game.

LEGEND

MD Men's Doubles **No.** Number ***-** First player of pair is server
-* Second player of pair is server



Match Results

DESAI Harmeet (IND) 3-0 BRITTON Shemar (GUY)
SHETTY Sanil Shankar FRANKLIN Christopher

Game Summary		Match	Game 1	Game 2	Game 3	Game 4	Game 5
DESAI Harmeet / SHETTY SS	IND	3	11	11	11		
BRITTON Shemar / FRANKLIN C	GUY	0	6	5	7		
Duration:		14min	4min	4min	4min		

Match No.: MD41 Table: 6

Umpires: ROKSANDIC Zark (AUS) McMULLAN John (AUS)

Player Statistics	DESAI H / SHETTY SS (IND)					Match	BRITTON S / FRANKLIN C (GUY)					Match
	Game						Game					
	1	2	3	4	5		1	2	3	4	5	
Points won	11	11	11			33	6	5	7			18
Biggest lead	6	8	4			8	1	2	2			2
Points won on own serve	6	7	7			20	3	4	4			11
Points lost on own serve	3	1	3			7	5	4	4			13
Most consecutive points won	5	10	4			10	3	3	5			5
Greatest deficit overcome	1	2	2			2	-	-	-			-
Handedness/Grip	Right/ - /						Left/ - Right/					

Game/Match Statistics	Game					Match
	1	2	3	4	5	
Longest rally (strokes)	6	5	6			6
Average rally	3	3	3			3

Game Progress

1	DESAI H / SHETTY SS (IND)	-*0	1	*-2	4	-*5	7	*-9	9	-*10	11
	BRITTON S / FRANKLIN C (GUY)	0	*-1	2	-*2	3	*-3	3	-*5	6	6
2	DESAI H / SHETTY SS (IND)	0	-*0	2	*-4	6	-*8	10	*-10	11	
	BRITTON S / FRANKLIN C (GUY)	*-0	2	-*2	2	*-2	2	-*2	4	5	
3	DESAI H / SHETTY SS (IND)	-*0	2	*-3	3	-*3	5	*-6	8	-*10	11
	BRITTON S / FRANKLIN C (GUY)	0	*-0	1	-*3	5	*-5	6	-*6	6	7

NOTES

"*-." denotes first player of pair is server, "-*" denotes second player of pair is server. The "Greatest deficit overcome" only applies when the pair ends up winning the game.

LEGEND

MD Men's Doubles **No.** Number ***-** First player of pair is server
-* Second player of pair is server



Match Results

McCREERY Paul (NIR) 3-0 MELTON Kalton (TUV)
ROBINSON Ashley VAEA Tulimanu

Game Summary		Match	Game 1	Game 2	Game 3	Game 4	Game 5
McCREERY Paul / ROBINSON A	NIR	3	11	11	11		
MELTON Kalton / VAEA T	TUV	0	4	3	2		
Duration:		10min	4min	3min	3min		

Match No.: MD42 Table: 7

Umpires: WHITAKER Jonathan (SCO) ARINYE Cecilia (NGR)

Player Statistics	McCREERY P / ROBINSON A (NIR)					Match	MELTON K / VAEA T (TUV)					Match
	Game						Game					
	1	2	3	4	5		1	2	3	4	5	
Points won	11	11	11			33	4	3	2			9
Biggest lead	7	8	9			9	-	1	-			1
Points won on own serve	4	7	6			17	1	2	2			5
Points lost on own serve	3	1	0			4	7	4	4			15
Most consecutive points won	3	8	7			8	2	1	1			2
Greatest deficit overcome	-	1	-			1	-	-	-			-
Handedness/Grip	/ - /						Right/ - Right/					

Game/Match Statistics	Game					Match
	1	2	3	4	5	
Longest rally (strokes)	5	8	8			8
Average rally	3	3	4			3

Game Progress

1	McCREERY P / ROBINSON A (NIR)	0	*-2	3	*-4	5	*-7	8	*-10	11
	MELTON K / VAEA T (TUV)	*-0	0	*-1	2	*-3	3	*-4	4	4
2	McCREERY P / ROBINSON A (NIR)	*-0	1	*-2	4	*-6	8	*-9	11	
	MELTON K / VAEA T (TUV)	0	*-1	2	*-2	2	*-2	3	3	
3	McCREERY P / ROBINSON A (NIR)	0	*-1	3	*-5	7	*-8	10	11	
	MELTON K / VAEA T (TUV)	0	1	*-1	1	*-1	2	*-2	2	

NOTES

"*-." denotes first player of pair is server, "-*" denotes second player of pair is server. The "Greatest deficit overcome" only applies when the pair ends up winning the game.

LEGEND

MD Men's Doubles **No.** Number ***-** First player of pair is server
-* Second player of pair is server



Match Results

DOOKRAM Yuvraaj (TTO) 3-0 WU Vicky (FIJ)
WILSON Aaron WING Philip

Game Summary		Match	Game 1	Game 2	Game 3	Game 4	Game 5
DOOKRAM Yuvraaj / WILSON A	TTO	3	11	13	11		
WU Vicky / WING P	FIJ	0	9	11	7		
Duration:		17min	5min	6min	4min		

Match No.: MD43 Table: 8

Umpires: FELIX Marguerita (BAR) HAKIMARA Marzieh (CAN)

Player Statistics	DOOKRAM Y / WILSON A (TTO)					Match	WU V / WING P (FIJ)					Match
	Game						Game					
	1	2	3	4	5		1	2	3	4	5	
Points won	11	13	11			35	9	11	7			27
Biggest lead	2	2	5			5	2	3	-			3
Points won on own serve	7	6	6			19	6	5	5			16
Points lost on own serve	3	6	2			11	4	7	4			15
Most consecutive points won	2	3	4			4	2	4	2			4
Greatest deficit overcome	2	3	-			3	-	-	-			-
Handedness/Grip	Right/ - Right/						Right/ - Right/					

Game/Match Statistics	Game					Match
	1	2	3	4	5	
Longest rally (strokes)	6	6	6			7
Average rally	3	3	3			3

Game Progress

1	DOOKRAM Y / WILSON A (TTO)	0	*0	2	*3	4	*5	6	*7	8	*9	11				
	WU V / WING P (FIJ)	*0	2	*2	3	*4	5	*6	7	*8	9	9				
2	DOOKRAM Y / WILSON A (TTO)	*0	0	*1	2	*3	5	*6	8	*8	8	*10	10	*11	12	13
	WU V / WING P (FIJ)	0	*2	3	*4	5	*5	6	*6	8	*10	10	*11	11	*11	11
3	DOOKRAM Y / WILSON A (TTO)	0	*1	3	*4	6	*7	8	*9	10	11					
	WU V / WING P (FIJ)	0	1	*1	2	*2	3	*4	5	*6	7					

NOTES

"*-." denotes first player of pair is server, "-*" denotes second player of pair is server. The "Greatest deficit overcome" only applies when the pair ends up winning the game.

LEGEND

MD Men's Doubles **No.** Number ***-** First player of pair is server
-* Second player of pair is server



Match Results

YAN Xin (AUS) 3-0 DOWELL Mark (BAR)
HU Heming KNIGHT Tyrese

Game Summary		Match	Game 1	Game 2	Game 3	Game 4	Game 5
YAN Xin / HU H	AUS	3	11	11	11		
DOWELL Mark / KNIGHT T	BAR	0	6	6	6		
Duration:		15min	4min	4min	6min		

Match No.: MD44 Table: 4

Umpires: ABDULLAH Diana (MAS) LIM Lim Ee Koon (MAS)

Player Statistics	YAN X / HU H (AUS)					Match	DOWELL M / KNIGHT T (BAR)					Match
	Game						Game					
	1	2	3	4	5		1	2	3	4	5	
Points won	11	11	11			33	6	6	6			18
Biggest lead	5	5	5			5	3	1	1			3
Points won on own serve	6	7	7			20	4	4	5			13
Points lost on own serve	2	2	1			5	5	4	4			13
Most consecutive points won	8	3	5			8	2	1	2			2
Greatest deficit overcome	3	1	1			3	-	-	-			-
Handedness/Grip	Right/ - Right/						Right/ - Right/					

Game/Match Statistics	Game					Match
	1	2	3	4	5	
Longest rally (strokes)	6	8	8			8
Average rally	3	4	5			4

Game Progress

1	YAN X / HU H (AUS)	0	*-1	2	*-2	3	*-4	6	*-8	10	11
	DOWELL M / KNIGHT T (BAR)	*-0	1	*-2	4	*-5	6	*-6	6	*-6	6
2	YAN X / HU H (AUS)	*-0	1	*-2	3	*-4	6	*-7	9	*-10	11
	DOWELL M / KNIGHT T (BAR)	0	*-1	2	*-3	4	*-4	5	*-5	6	6
3	YAN X / HU H (AUS)	0	*-1	3	*-5	6	*-6	8	*-8	10	11
	DOWELL M / KNIGHT T (BAR)	*-0	1	*-1	1	*-2	4	*-4	6	*-6	6

NOTES

"*-." denotes first player of pair is server, "-*" denotes second player of pair is server. The "Greatest deficit overcome" only applies when the pair ends up winning the game.

LEGEND

MD Men's Doubles **No.** Number ***-** First player of pair is server
-* Second player of pair is server



Match Results

GAO Ning (SGP) 3-0 TAUCOORY Rhikesh (MRI)
PANG Xue Jie YOGARAJAH Akhilen

Game Summary		Match	Game 1	Game 2	Game 3	Game 4	Game 5
GAO Ning / PANG XJ	SGP	3	11	11	11		
TAUCOORY Rhikesh / YOGARAJAH A	MRI	0	3	7	2		
Duration:		13min	4min	5min	4min		

Match No.: MD45 Table: 5

Umpires: PINKEWICH Marie (AUS) LAZELL Peter (AUS)

Player Statistics	GAO N / PANG XJ (SGP)					Match	TAUCOORY R / YOGARAJAH A (MRI)					Match
	Game						Game					
	1	2	3	4	5		1	2	3	4	5	
Points won	11	11	11			33	3	7	2			12
Biggest lead	8	5	9			9	-	-	-			-
Points won on own serve	7	6	5			18	2	5	1			8
Points lost on own serve	1	2	1			4	4	5	5			14
Most consecutive points won	5	5	5			5	1	3	1			3
Greatest deficit overcome	-	-	-			-	-	-	-			-
Handedness/Grip	/ - /						Right/ - Right/					

Game/Match Statistics	Game					Match
	1	2	3	4	5	
Longest rally (strokes)	7	8	5			8
Average rally	3	4	3			3

Game Progress

1	GAO N / PANG XJ (SGP)	-*0	2	*-3	4	-*6	8	*-9	11		
	TAUCOORY R / YOGARAJAH A (MRI)	0	-*0	1	*-2	2	-*2	3	3		
2	GAO N / PANG XJ (SGP)	0	*-2	4	*-5	6	*-6	7	*-8	10	11
	TAUCOORY R / YOGARAJAH A (MRI)	*-0	0	-*0	1	*-2	4	-*5	6	*-6	7
3	GAO N / PANG XJ (SGP)	0	2	*-3	5	-*7	8	*-10	11		
	TAUCOORY R / YOGARAJAH A (MRI)	0	-*0	1	*-1	1	-*2	2	2		

NOTES

"*-." denotes first player of pair is server, "-*" denotes second player of pair is server. The "Greatest deficit overcome" only applies when the pair ends up winning the game.

LEGEND

MD Men's Doubles No. Number *- First player of pair is server
-* Second player of pair is server



Match Results

MEDJUGORAC Marko (CAN) 3-0 BENJAMIN Rene (SLE)
WANG Zhen GBOYAH Emmanuel

Game Summary		Match	Game 1	Game 2	Game 3	Game 4	Game 5
MEDJUGORAC Marko / WANG Z	CAN	3	11	11	11		
BENJAMIN Rene / GBOYAH E	SLE	0	1	4	4		
Duration:		10min	3min	3min	3min		

Match No.: MD46 Table: 2

Umpires: MACKEY John (ENG) MOORE Alan (NZL)

Player Statistics	MEDJUGORAC M / WANG Z (CAN)					Match	BENJAMIN R / GBOYAH E (SLE)					Match
	Game						Game					
	1	2	3	4	5		1	2	3	4	5	
Points won	11	11	11			33	1	4	4			9
Biggest lead	10	7	7			10	-	-	1			1
Points won on own serve	5	5	5			15	0	1	1			2
Points lost on own serve	1	3	2			6	6	6	6			18
Most consecutive points won	10	5	5			10	1	1	2			2
Greatest deficit overcome	-	-	1			1	-	-	-			-
Handedness/Grip	Right/ - Right/						/ - /					

Game/Match Statistics	Game					Match
	1	2	3	4	5	
Longest rally (strokes)	6	6	7			7
Average rally	3	3	3			3

Game Progress

1	MEDJUGORAC M / WANG Z (CAN)	0	*2	4	*6	8	*10	11	
	BENJAMIN R / GBOYAH E (SLE)	*0	0	*0	0	*0	0	1	
2	MEDJUGORAC M / WANG Z (CAN)	*0	2	*4	5	*7	8	*9	11
	BENJAMIN R / GBOYAH E (SLE)	0	*0	0	*1	1	*2	3	*4
3	MEDJUGORAC M / WANG Z (CAN)	0	*1	3	*5	5	*7	9	*10
	BENJAMIN R / GBOYAH E (SLE)	0	1	*1	1	*3	3	*3	4

NOTES

"*-." denotes first player of pair is server, "-*" denotes second player of pair is server. The "Greatest deficit overcome" only applies when the pair ends up winning the game.

LEGEND

MD Men's Doubles **No.** Number ***-** First player of pair is server
-* Second player of pair is server



Match Results

ABIODUN Bode (NGR) 3-0 KHAWAJA Fahad (PAK)
OMOTAYO Olajide RAMEEZ Muhammad

Game Summary		Match	Game 1	Game 2	Game 3	Game 4	Game 5
ABIODUN Bode / OMOTAYO O	NGR	3	11	11	11		
KHAWAJA Fahad / RAMEEZ M	PAK	0	1	3	4		
Duration:		11min	3min	3min	3min		

Match No.: MD47 Table: 3

Umpires: ALMASI William (AUS) NOMURA Nanako (AUS)

Player Statistics	ABIODUN B / OMOTAYO O (NGR)					Match	KHAWAJA F / RAMEEZ M (PAK)					Match
	Game						Game					
	1	2	3	4	5		1	2	3	4	5	
Points won	11	11	11			33	1	3	4			8
Biggest lead	10	8	7			10	-	1	1			1
Points won on own serve	5	5	5			15	0	2	1			3
Points lost on own serve	1	1	2			4	6	6	6			18
Most consecutive points won	6	6	6			6	1	2	2			2
Greatest deficit overcome	-	1	1			1	-	-	-			-
Handedness/Grip	Right/ - Right/						/ - /					

Game/Match Statistics	Game					Match
	1	2	3	4	5	
Longest rally (strokes)	8	9	9			9
Average rally	3	4	4			4

Game Progress

1	ABIODUN B / OMOTAYO O (NGR)	-*0	2	*-4	5	-*7	9	11
	KHAWAJA F / RAMEEZ M (PAK)	0	-*0	0	*-1	1	-*1	1
2	ABIODUN B / OMOTAYO O (NGR)	0	*-1	2	-*4	6	*-7	11
	KHAWAJA F / RAMEEZ M (PAK)	*-0	1	-*2	2	*-2	3	-*3
3	ABIODUN B / OMOTAYO O (NGR)	0	1	*-3	4	-*5	6	*-8
	KHAWAJA F / RAMEEZ M (PAK)	0	-*1	1	*-2	3	-*4	4

NOTES

"*-." denotes first player of pair is server, "-*" denotes second player of pair is server. The "Greatest deficit overcome" only applies when the pair ends up winning the game.

LEGEND

MD Men's Doubles **No.** Number ***-** First player of pair is server
-* Second player of pair is server



Match Results

DRINKHALL Paul (ENG) 3-0 ABREFA Derek (GHA)
PITCHFORD Liam LARTEY Felix

Game Summary		Match	Game 1	Game 2	Game 3	Game 4	Game 5
DRINKHALL Paul / PITCHFORD L	ENG	3	11	11	11		
ABREFA Derek / LARTEY F	GHA	0	2	6	9		
Duration:		16min	3min	5min	6min		

Match No.: MD48 Table: 1

Umpires: WILLIAMS Jackie (WAL) ANS Erica (CAN)

Player Statistics	DRINKHALL P / PITCHFORD L (ENG)					Match	ABREFA D / LARTEY F (GHA)					Match
	Game						Game					
	1	2	3	4	5		1	2	3	4	5	
Points won	11	11	11			33	2	6	9			17
Biggest lead	9	5	2			9	-	1	4			4
Points won on own serve	5	5	7			17	1	2	5			8
Points lost on own serve	1	4	3			8	6	6	4			16
Most consecutive points won	5	4	6			6	1	2	3			3
Greatest deficit overcome	-	1	4			4	-	-	-			-
Handedness/Grip	Right/ - Right/						Right/ - Right/					

Game/Match Statistics	Game					Match
	1	2	3	4	5	
Longest rally (strokes)	5	8	10			10
Average rally	4	5	4			4

Game Progress

1	DRINKHALL P / PITCHFORD L (ENG)	0	-*2	4	*-5	7	-*9	10	11			
	ABREFA D / LARTEY F (GHA)	-*0	0	*-0	1	-*1	1	*-2	2			
2	DRINKHALL P / PITCHFORD L (ENG)	-*0	1	*-2	3	-*4	6	*-8	8	-*10	11	
	ABREFA D / LARTEY F (GHA)	0	-*1	2	*-3	4	-*4	4	*-6	6	6	
3	DRINKHALL P / PITCHFORD L (ENG)	0	*-0	1	-*2	3	*-4	5	-*5	7	*-9	11
	ABREFA D / LARTEY F (GHA)	0	2	-*3	4	*-5	6	-*7	9	*-9	9	9

NOTES

"*-." denotes first player of pair is server, "-*" denotes second player of pair is server. The "Greatest deficit overcome" only applies when the pair ends up winning the game.

LEGEND

MD Men's Doubles **No.** Number ***-** First player of pair is server
-* Second player of pair is server



Match Results

ACHANTA Sharath (IND) 3-0 JAYASINGHA MUDIYANSELAGE Buwaneka (SRI)
GNANASEKARAN Sathiyar RANASINGHA Imesh

Game Summary		Match	Game 1	Game 2	Game 3	Game 4	Game 5
ACHANTA Sharath / G. SATHIYAN	IND	3	11	11	12		
JAYASINGHA MUDIYA. / RANASINGHA I	SRI	0	3	4	10		
Duration:		14min	4min	3min	6min		

Match No.: MD49 Table: 3

Umpires: ROBERTS Averil (AUS) CHAN Kameron (AUS)

Player Statistics	ACHANTA S / G. SATHIYAN (IND)					Match	JAYASINGHA MUDIYA. / RANASINGHA I (SRI)					Match
	Game						Game					
	1	2	3	4	5		1	2	3	4	5	
Points won	11	11	12			34	3	4	10			17
Biggest lead	8	7	4			8	-	-	-			-
Points won on own serve	6	5	5			16	1	2	4			7
Points lost on own serve	2	2	6			10	5	6	7			18
Most consecutive points won	8	4	3			8	3	1	2			3
Greatest deficit overcome	-	-	-			-	-	-	-			-
Handedness/Grip	/ - /						/ - /					

Game/Match Statistics	Game					Match
	1	2	3	4	5	
Longest rally (strokes)	7	7	7			7
Average rally	3	4	3			4

Game Progress

1	ACHANTA S / G. SATHIYAN (IND)	-*0	2	*-4	6	-*8	8	*-9	11					
	JAYASINGHA MUDIYA. / RANASINGHA I (SRI)	0	-*0	0	*-0	0	-*2	3	3					
2	ACHANTA S / G. SATHIYAN (IND)	0	*-2	4	*-5	6	*-7	8	*-10	11				
	JAYASINGHA MUDIYA. / RANASINGHA I (SRI)	*-0	0	-*0	1	*-2	3	-*4	4	4				
3	ACHANTA S / G. SATHIYAN (IND)	-*0	1	*-3	4	-*6	7	*-8	8	-*9	10	*-10	11	12
	JAYASINGHA MUDIYA. / RANASINGHA I (SRI)	0	-*1	1	*-2	2	-*3	4	*-6	7	-*8	10	*-10	10

NOTES

"*-." denotes first player of pair is server, "-*" denotes second player of pair is server. The "Greatest deficit overcome" only applies when the pair ends up winning the game.

LEGEND

MD Men's Doubles **No.** Number ***-** First player of pair is server
-* Second player of pair is server


Match Results
McBEATH David (ENG) 3-0 HOWIESON Craig (SCO)
WALKER Samuel RUMGAY Gavin

Game Summary		Match	Game 1	Game 2	Game 3	Game 4	Game 5
McBEATH David / WALKER S	ENG	3	11	11	11		
HOWIESON Craig / RUMGAY G	SCO	0	5	9	9		
Duration:		22min	5min	6min	9min		

Match No.: MD50 Table: 2

Umpires: PATANE Mark (AUS) DINSEY Greg (AUS)

Player Statistics	McBEATH D / WALKER S (ENG)					Match	HOWIESON C / RUMGAY G (SCO)					Match
	Game						Game					
	1	2	3	4	5		1	2	3	4	5	
Points won	11	11	11			33	5	9	9			23
Biggest lead	6	3	5			6	-	2	1			2
Points won on own serve	3	6	6			15	0	5	5			10
Points lost on own serve	5	4	4			13	8	5	5			18
Most consecutive points won	3	4	6			6	2	3	4			4
Greatest deficit overcome	-	2	1			2	-	-	-			-
Handedness/Grip	Right/ - Right/						Right/ - Right/					

Game/Match Statistics	Game					Match
	1	2	3	4	5	
Longest rally (strokes)	11	9	7			11
Average rally	5	4	4			4

Game Progress

1	McBEATH D / WALKER S (ENG)	*-0	1	*-3	3	*-5	6	*-8	9	11		
	HOWIESON C / RUMGAY G (SCO)	0	*-1	1	*-3	3	*-4	4	*-5	5		
2	McBEATH D / WALKER S (ENG)	0	*-1	2	*-3	3	*-5	7	*-8	9	*-9	11
	HOWIESON C / RUMGAY G (SCO)	*-0	1	*-2	3	*-5	5	*-5	6	*-7	9	9
3	McBEATH D / WALKER S (ENG)	*-0	1	*-2	3	*-5	7	*-8	9	*-9	10	11
	HOWIESON C / RUMGAY G (SCO)	0	*-1	2	*-3	3	*-3	4	*-5	7	*-8	9

NOTES

"*- " denotes first player of pair is server, "-*" denotes second player of pair is server. The "Greatest deficit overcome" only applies when the pair ends up winning the game.

LEGEND

MD Men's Doubles **No.** Number ***-** First player of pair is server
-* Second player of pair is server



Match Results

POH Shao Feng Ethan (SGP) 3-0 SAM Bernard (GHA)
PANG Yew En Koen ASANTE Emmanuel

Game Summary		Match	Game 1	Game 2	Game 3	Game 4	Game 5
POH Shao Feng Ethan / PANG YEK	SGP	3	11	11	11		
SAM Bernard / ASANTE E	GHA	0	6	3	5		
Duration:		14min	5min	4min	4min		

Match No.: MD51 Table: 5

Umpires: PINKEWICH Marie (AUS) LAZELL Peter (AUS)

Player Statistics	POH SFE / PANG YEK (SGP)					Match	SAM B / ASANTE E (GHA)					Match
	Game						Game					
	1	2	3	4	5		1	2	3	4	5	
Points won	11	11	11			33	6	3	5			14
Biggest lead	5	8	7			8	1	-	1			1
Points won on own serve	5	8	6			19	3	3	3			9
Points lost on own serve	3	0	2			5	6	3	5			14
Most consecutive points won	4	3	8			8	3	1	2			3
Greatest deficit overcome	1	-	1			1	-	-	-			-
Handedness/Grip	/ - /						/ - /					

Game/Match Statistics	Game					Match
	1	2	3	4	5	
Longest rally (strokes)	5	5	5			5
Average rally	3	3	3			3

Game Progress

1	POH SFE / PANG YEK (SGP)	0	*-1	2	*-4	5	*-7	8	*-8	10	11
	SAM B / ASANTE E (GHA)	-*0	1	*-2	2	*-3	3	*-4	6	*-6	6
2	POH SFE / PANG YEK (SGP)	-*0	2	*-3	5	*-6	8	*-9	11		
	SAM B / ASANTE E (GHA)	0	*-0	1	*-1	2	*-2	3	3		
3	POH SFE / PANG YEK (SGP)	0	*-1	2	*-3	5	*-7	9	*-10	11	
	SAM B / ASANTE E (GHA)	-*0	1	*-2	3	*-3	3	*-3	4	5	

NOTES

"*-." denotes first player of pair is server, "-*" denotes second player of pair is server. The "Greatest deficit overcome" only applies when the pair ends up winning the game.

LEGEND

MD Men's Doubles **No.** Number ***-** First player of pair is server
-* Second player of pair is server



Match Results

ARUNA Quadri (NGR) 3-1 CHOONG Javen (MAS)
TORIOLA Segun LEONG Chee Feng

Game Summary		Match	Game 1	Game 2	Game 3	Game 4	Game 5
ARUNA Quadri / TORIOLA S	NGR	3	11	9	11	11	
CHOONG Javen / LEONG CF	MAS	1	7	11	8	5	
Duration:		22min	4min	6min	5min	4min	

Match No.: MD52 Table: 1

Umpires: MIKITA Darek (CAN) FELIX Marguerita (BAR)

Player Statistics	ARUNA Q / TORIOLA S (NGR)					Match	CHOONG J / LEONG CF (MAS)					Match
	Game						Game					
	1	2	3	4	5		1	2	3	4	5	
Points won	11	9	11	11		42	7	11	8	5		31
Biggest lead	4	4	3	6		6	-	2	3	-		3
Points won on own serve	3	5	6	6		20	2	7	4	3		16
Points lost on own serve	5	5	3	2		15	8	3	5	5		21
Most consecutive points won	4	3	3	4		4	4	5	3	2		5
Greatest deficit overcome	-	-	3	-		3	-	4	-	-		4
Handedness/Grip	Right/ - Right/						Right/ - Right/					

Game/Match Statistics	Game					Match
	1	2	3	4	5	
Longest rally (strokes)	6	8	9	6		9
Average rally	4	4	4	4		4

Game Progress

1	ARUNA Q / TORIOLA S (NGR)	0	*-2	3	*-5	5	*-5	7	*-9	9	11	
	CHOONG J / LEONG CF (MAS)	*-0	0	*-1	1	*-3	5	*-5	5	*-7	7	
2	ARUNA Q / TORIOLA S (NGR)	*-0	1	*-3	5	*-5	6	*-8	8	*-8	9	9
	CHOONG J / LEONG CF (MAS)	0	*-1	1	*-1	3	*-4	4	*-6	8	*-9	11
3	ARUNA Q / TORIOLA S (NGR)	0	*-0	1	*-2	4	*-5	6	*-7	8	*-10	11
	CHOONG J / LEONG CF (MAS)	0	2	*-3	4	*-4	5	*-6	7	*-8	8	8
4	ARUNA Q / TORIOLA S (NGR)	*-0	1	*-3	5	*-5	6	*-8	10	11		
	CHOONG J / LEONG CF (MAS)	0	*-1	1	*-1	3	*-4	4	*-4	5		

NOTES

"*-." denotes first player of pair is server, "-*" denotes second player of pair is server. The "Greatest deficit overcome" only applies when the pair ends up winning the game.

LEGEND

MD Men's Doubles **No.** Number ***-** First player of pair is server
-* Second player of pair is server



Match Results

DESAI Harmeet (IND) 3-0 McCREERY Paul (NIR)
SHETTY Sanil Shankar ROBINSON Ashley

Game Summary		Match	Game 1	Game 2	Game 3	Game 4	Game 5
DESAI Harmeet / SHETTY SS	IND	3	11	12	11		
McCREERY Paul / ROBINSON A	NIR	0	4	10	9		
Duration:		17min	4min	7min	5min		

Match No.: MD53 Table: 3

Umpires: ALMASI William (AUS) NOMURA Nanako (AUS)

Player Statistics	DESAI H / SHETTY SS (IND)					Match	McCREERY P / ROBINSON A (NIR)					Match
	Game						Game					
	1	2	3	4	5		1	2	3	4	5	
Points won	11	12	11			34	4	10	9			23
Biggest lead	7	2	2			7	-	4	4			4
Points won on own serve	6	5	7			18	2	4	6			12
Points lost on own serve	2	6	3			11	5	7	4			16
Most consecutive points won	4	4	4			4	2	4	4			4
Greatest deficit overcome	-	4	4			4	-	-	-			-
Handedness/Grip	Right/ - /						/ - /					

Game/Match Statistics	Game					Match
	1	2	3	4	5	
Longest rally (strokes)	5	7	10			10
Average rally	3	3	3			3

Game Progress

1	DESAI H / SHETTY SS (IND)	-*0	2	*-4	4	-*5	7	*-8	10	11				
	McCREERY P / ROBINSON A (NIR)	0	-*0	0	*-2	3	-*3	4	*-4	4				
2	DESAI H / SHETTY SS (IND)	0	*-0	0	*-1	3	*-4	5	*-7	8	*-10	10	*-11	12
	McCREERY P / ROBINSON A (NIR)	*-0	2	-*4	5	*-5	6	-*7	7	*-8	8	-*10	10	10
3	DESAI H / SHETTY SS (IND)	-*0	0	*-0	2	-*2	4	*-5	6	-*7	9	11		
	McCREERY P / ROBINSON A (NIR)	0	-*2	4	*-4	6	-*6	7	*-8	9	-*9	9		

NOTES

"*-." denotes first player of pair is server, "-*" denotes second player of pair is server. The "Greatest deficit overcome" only applies when the pair ends up winning the game.

LEGEND

MD Men's Doubles
No. Number
***-** First player of pair is server
-* Second player of pair is server



Match Results

YAN Xin (AUS) 3-0 DOOKRAM Yuvraaj (TTO)
HU Heming WILSON Aaron

Game Summary		Match	Game 1	Game 2	Game 3	Game 4	Game 5
YAN Xin / HU H	AUS	3	11	12	11		
DOOKRAM Yuvraaj / WILSON A	TTO	0	2	10	9		
Duration:		16min	3min	5min	6min		

Match No.: MD54 Table: 5

Umpires: FRANSMAN Claire (RSA) ADAMS Tiffany (RSA)

Player Statistics	YAN X / HU H (AUS)					Match	DOOKRAM Y / WILSON A (TTO)					Match
	Game						Game					
	1	2	3	4	5		1	2	3	4	5	
Points won	11	12	11			34	2	10	9			21
Biggest lead	9	2	5			9	-	2	-			2
Points won on own serve	5	9	8			22	1	8	7			16
Points lost on own serve	1	2	2			5	6	3	3			12
Most consecutive points won	8	3	3			8	1	3	3			3
Greatest deficit overcome	-	2	-			2	-	-	-			-
Handedness/Grip	Right/ - Right/						Right/ - Right/					

Game/Match Statistics	Game					Match
	1	2	3	4	5	
Longest rally (strokes)	5	6	7			7
Average rally	3	3	3			3

Game Progress

1	YAN X / HU H (AUS)	0	*-2	4	*-6	8	*-9	10	11					
	DOOKRAM Y / WILSON A (TTO)	*-0	0	*-0	0	*-0	1	*-2	2					
2	YAN X / HU H (AUS)	*-0	2	*-3	4	*-4	6	*-6	7	*-7	9	*-10	11	12
	DOOKRAM Y / WILSON A (TTO)	0	*-0	1	*-2	4	*-4	6	*-7	9	*-9	10	*-10	10
3	YAN X / HU H (AUS)	0	*-1	3	*-4	6	*-7	8	*-8	9	*-9	11		
	DOOKRAM Y / WILSON A (TTO)	*-0	1	*-1	2	*-2	3	*-4	6	*-7	9	9		

NOTES

"*-." denotes first player of pair is server, "-*" denotes second player of pair is server. The "Greatest deficit overcome" only applies when the pair ends up winning the game.

LEGEND

MD Men's Doubles **No.** Number ***-** First player of pair is server
-* Second player of pair is server



Match Results

GAO Ning (SGP) 3-0 MEDJUGORAC Marko (CAN)
PANG Xue Jie WANG Zhen

Game Summary		Match	Game 1	Game 2	Game 3	Game 4	Game 5
GAO Ning / PANG XJ	SGP	3	12	11	11		
MEDJUGORAC Marko / WANG Z	CAN	0	10	2	8		
Duration:		19min	7min	4min	7min		

Match No.: MD55 Table: 1

Umpires: ROKSANDIC Zark (AUS) McMULLAN John (AUS)

Player Statistics	GAO N / PANG XJ (SGP)					Match	MEDJUGORAC M / WANG Z (CAN)					Match
	Game						Game					
	1	2	3	4	5		1	2	3	4	5	
Points won	12	11	11			34	10	2	8			20
Biggest lead	3	9	3			9	1	-	-			1
Points won on own serve	5	7	6			18	4	2	5			11
Points lost on own serve	6	0	3			9	7	4	5			16
Most consecutive points won	4	6	3			6	4	1	2			4
Greatest deficit overcome	1	-	-			1	-	-	-			-
Handedness/Grip	/ - /						Right/ - Right/					

Game/Match Statistics	Game					Match
	1	2	3	4	5	
Longest rally (strokes)	7	7	10			10
Average rally	5	4	5			5

Game Progress

1	GAO N / PANG XJ (SGP)	0	*-1	3	*-4	4	*-5	6	*-8	8	*-9	10	*-11	12
	MEDJUGORAC M / WANG Z (CAN)	*-0	1	*-1	2	*-4	5	*-6	6	*-8	9	*-10	10	10
2	GAO N / PANG XJ (SGP)	*-0	2	*-3	5	*-7	9	*-10	11					
	MEDJUGORAC M / WANG Z (CAN)	0	*-0	1	*-1	1	*-1	2	2					
3	GAO N / PANG XJ (SGP)	0	*-2	2	*-4	5	*-5	7	*-7	9	*-10	11		
	MEDJUGORAC M / WANG Z (CAN)	*-0	0	*-2	2	*-3	5	*-5	7	*-7	8	8		

NOTES

"*-." denotes first player of pair is server, "-*" denotes second player of pair is server. The "Greatest deficit overcome" only applies when the pair ends up winning the game.

LEGEND

MD Men's Doubles **No.** Number ***-** First player of pair is server
-* Second player of pair is server



Match Results

DRINKHALL Paul (ENG) 3-0 ABIODUN Bode (NGR)
PITCHFORD Liam OMOTAYO Olajide

Game Summary		Match	Game 1	Game 2	Game 3	Game 4	Game 5
DRINKHALL Paul / PITCHFORD L	ENG	3	11	11	11		
ABIODUN Bode / OMOTAYO O	NGR	0	7	8	3		
Duration:		16min	4min	6min	5min		

Match No.: MD56 Table: 2

Umpires: YEW Freddie (SGP) CHAN Cheryl (SGP)

Player Statistics	DRINKHALL P / PITCHFORD L (ENG)					Match	ABIODUN B / OMOTAYO O (NGR)					Match
	Game						Game					
	1	2	3	4	5		1	2	3	4	5	
Points won	11	11	11			33	7	8	3			18
Biggest lead	4	3	8			8	1	-	2			2
Points won on own serve	7	6	6			19	4	5	1			10
Points lost on own serve	3	3	1			7	4	5	5			14
Most consecutive points won	3	2	9			9	2	3	2			3
Greatest deficit overcome	1	-	2			2	-	-	-			-
Handedness/Grip	Right/ - Right/						Right/ - Right/					

Game/Match Statistics	Game					Match
	1	2	3	4	5	
Longest rally (strokes)	6	8	7			8
Average rally	4	5	3			4

Game Progress

1	DRINKHALL P / PITCHFORD L (ENG)	-*0	1	*-2	3	-*4	5	*-6	8	-*9	11	
	ABIODUN B / OMOTAYO O (NGR)	0	*-1	2	*-3	4	*-5	6	-*6	7	7	
2	DRINKHALL P / PITCHFORD L (ENG)	0	-*2	3	*-4	5	-*5	7	*-8	9	-*10	11
	ABIODUN B / OMOTAYO O (NGR)	*-0	0	-*1	2	*-3	5	-*5	6	*-7	8	8
3	DRINKHALL P / PITCHFORD L (ENG)	0	0	*-2	4	-*6	8	*-9	11			
	ABIODUN B / OMOTAYO O (NGR)	0	*-2	2	-*2	2	*-2	3	3			

NOTES

"*-." denotes first player of pair is server, "-*" denotes second player of pair is server. The "Greatest deficit overcome" only applies when the pair ends up winning the game.

LEGEND

MD Men's Doubles **No.** Number ***-** First player of pair is server
-* Second player of pair is server



Match Results

ACHANTA Sharath (IND) 3-0 McBEATH David (ENG)
GNANASEKARAN Sathiyar WALKER Samuel

Game Summary		Match	Game 1	Game 2	Game 3	Game 4	Game 5
ACHANTA Sharath / G. SATHIYAN	IND	3	11	11	12		
McBEATH David / WALKER S	ENG	0	7	8	10		
Duration:		21min	5min	6min	8min		

Match No.: MD57 Table: 3

Umpires: BOYTON Graham (AUS) CHAN Kameron (AUS)

Player Statistics	ACHANTA S / G. SATHIYAN (IND)					Match	McBEATH D / WALKER S (ENG)					Match
	Game						Game					
	1	2	3	4	5		1	2	3	4	5	
Points won	11	11	12			34	7	8	10			25
Biggest lead	5	5	2			5	-	-	5			5
Points won on own serve	6	6	7			19	3	5	6			14
Points lost on own serve	4	3	4			11	5	5	5			15
Most consecutive points won	5	5	4			5	4	3	3			4
Greatest deficit overcome	-	-	5			5	-	-	-			-
Handedness/Grip	/ - /						Right/ - Right/					

Game/Match Statistics	Game					Match
	1	2	3	4	5	
Longest rally (strokes)	8	7	6			8
Average rally	4	4	3			4

Game Progress

1	ACHANTA S / G. SATHIYAN (IND)	-*0	2	*-4	5	-*6	6	*-7	8	-*9	11			
	McBEATH D / WALKER S (ENG)	0	-*0	0	*-1	2	-*4	5	*-6	7	7			
2	ACHANTA S / G. SATHIYAN (IND)	0	*-2	3	*-3	5	*-7	8	*-8	9	*-10	11		
	McBEATH D / WALKER S (ENG)	*-0	0	-*1	3	*-3	3	-*4	6	*-7	8	8		
3	ACHANTA S / G. SATHIYAN (IND)	-*0	1	*-1	2	-*2	3	*-4	5	-*7	9	*-10	11	12
	McBEATH D / WALKER S (ENG)	0	-*1	3	*-4	6	-*7	8	*-9	9	-*9	10	*-10	10

NOTES

"*-." denotes first player of pair is server, "-*" denotes second player of pair is server. The "Greatest deficit overcome" only applies when the pair ends up winning the game.

LEGEND

MD Men's Doubles **No.** Number ***-** First player of pair is server
-* Second player of pair is server



Match Results

PANG Yew En Koen (SGP) 3-1 ARUNA Quadri (NGR)
POH Shao Feng Ethan TORIOLA Segun

Game Summary		Match	Game 1	Game 2	Game 3	Game 4	Game 5
PANG Yew En Koen / POH SFE	SGP	3	11	11	11	11	
ARUNA Quadri / TORIOLA S	NGR	1	13	9	7	8	
Duration:		32min	8min	8min	6min	7min	

Match No.: MD58 Table: 5

Umpires: POOLE Maurie (AUS) McNEILL Jock (AUS)

Player Statistics	PANG YEK / POH SFE (SGP)					Match	ARUNA Q / TORIOLA S (NGR)					Match
	Game						Game					
	1	2	3	4	5		1	2	3	4	5	
Points won	11	11	11	11		44	13	9	7	8		37
Biggest lead	3	3	6	7		7	2	1	-	-		2
Points won on own serve	6	7	8	5		26	7	6	5	4		22
Points lost on own serve	6	3	2	4		15	5	4	3	6		18
Most consecutive points won	3	3	4	6		6	4	4	3	5		5
Greatest deficit overcome	-	1	-	-		1	3	-	-	-		3
Handedness/Grip	/ - /						Right/ - Right/					

Game/Match Statistics	Game				Match
	1	2	3	4	
Longest rally (strokes)	6	6	8	7	8
Average rally	3	4	4	4	4

Game Progress

1	PANG YEK / POH SFE (SGP)	*-0	1	*-2	4	*-5	6	*-6	8	*-9	9	*-10	10	*-11	11	11
	ARUNA Q / TORIOLA S (NGR)	0	*-1	2	*-2	3	*-4	6	*-6	7	*-9	10	*-11	11	*-12	13
2	PANG YEK / POH SFE (SGP)	0	*-1	3	*-4	5	*-5	6	*-7	8	*-9	11				
	ARUNA Q / TORIOLA S (NGR)	*-0	1	*-1	2	*-3	5	*-6	7	*-8	9	9				
3	PANG YEK / POH SFE (SGP)	*-0	2	*-3	4	*-6	8	*-8	9	*-9	11					
	ARUNA Q / TORIOLA S (NGR)	0	*-0	1	*-2	2	*-2	4	*-5	7	7					
4	PANG YEK / POH SFE (SGP)	0	*-2	4	*-6	7	*-8	9	*-10	10	*-10	11				
	ARUNA Q / TORIOLA S (NGR)	*-0	0	*-0	0	*-1	2	*-3	4	*-6	8	8				

NOTES

"*-." denotes first player of pair is server, "-*" denotes second player of pair is server. The "Greatest deficit overcome" only applies when the pair ends up winning the game.

LEGEND

MD Men's Doubles **No.** Number ***-** First player of pair is server
-* Second player of pair is server



Match Results

DESAI Harmeet (IND) 3-1 HU Heming (AUS)
SHETTY Sanil Shankar YAN Xin

Game Summary		Match	Game 1	Game 2	Game 3	Game 4	Game 5
DESAI Harmeet / SHETTY SS	IND	3	11	10	12	11	
HU Heming / YAN X	AUS	1	8	12	10	8	
Duration:		30min	6min	7min	8min	8min	

Match No.: MD59 Table: 1

Umpires: JUTLE Harry (ENG) LIM Lim Ee Koon (MAS)

Player Statistics	DESAI H / SHETTY SS (IND)					Match	HU H / YAN X (AUS)					Match
	Game						Game					
	1	2	3	4	5		1	2	3	4	5	
Points won	11	10	12	11		44	8	12	10	8		38
Biggest lead	3	2	2	3		3	4	4	3	1		4
Points won on own serve	6	6	6	5		23	5	7	5	3		20
Points lost on own serve	3	5	5	5		18	5	4	6	6		21
Most consecutive points won	6	4	5	3		6	5	4	4	2		5
Greatest deficit overcome	4	-	3	1		4	-	2	-	-		2
Handedness/Grip	Right/ - /						Right/ - Right/					

Game/Match Statistics	Game				Match
	1	2	3	4	
Longest rally (strokes)	7	8	11	8	11
Average rally	4	3	5	3	4

Game Progress

1	DESAI H / SHETTY SS (IND)	0	*-1	1	*-1	3	*-4	6	*-8	9	*-10	11		
	HU H / YAN X (AUS)	-*0	1	*-3	5	*-5	6	*-6	6	*-7	8	8		
2	DESAI H / SHETTY SS (IND)	-*0	1	*-3	3	*-3	4	*-4	6	*-7	9	*-10	10	10
	HU H / YAN X (AUS)	0	*-1	1	*-3	5	*-6	8	*-8	9	*-9	10	*-11	12
3	DESAI H / SHETTY SS (IND)	0	*-1	2	*-2	3	*-5	6	*-7	7	*-8	10	*-11	12
	HU H / YAN X (AUS)	-*0	1	*-2	4	*-5	5	*-6	7	*-9	10	*-10	10	10
4	DESAI H / SHETTY SS (IND)	-*0	1	*-2	4	*-5	5	*-7	8	*-9	10	11		
	HU H / YAN X (AUS)	0	*-1	2	*-2	3	*-5	5	*-6	7	*-8	8		

NOTES

"*-." denotes first player of pair is server, "-*." denotes second player of pair is server. The "Greatest deficit overcome" only applies when the pair ends up winning the game.

LEGEND

MD Men's Doubles **No.** Number ***-** First player of pair is server
-* Second player of pair is server



Match Results

DRINKHALL Paul (ENG) 3-2 GAO Ning (SGP)
PITCHFORD Liam PANG Xue Jie

Game Summary		Match	Game 1	Game 2	Game 3	Game 4	Game 5
DRINKHALL Paul / PITCHFORD L	ENG	3	11	13	14	5	11
GAO Ning / PANG XJ	SGP	2	7	11	16	11	8
Duration:		42min	5min	8min	11min	5min	9min

Match No.: MD60 Table: 2

Umpires: WONG Kenneth (AUS) ALMASI William (AUS)

Player Statistics	DRINKHALL P / PITCHFORD L (ENG)						GAO N / PANG XJ (SGP)					
	Game					Match	Game					Match
	1	2	3	4	5		1	2	3	4	5	
Points won	11	13	14	5	11	54	7	11	16	11	8	53
Biggest lead	4	2	1	1	3	4	-	3	5	6	-	6
Points won on own serve	7	7	7	2	6	29	4	6	8	5	4	27
Points lost on own serve	3	5	8	6	4	26	4	6	7	3	5	25
Most consecutive points won	4	4	4	1	2	4	3	3	5	6	2	6
Greatest deficit overcome	-	3	-	-	-	3	-	-	1	1	-	1
Handedness/Grip	Right/ - Right/						/ - /					

Game/Match Statistics	Game					Match
	1	2	3	4	5	
Longest rally (strokes)	7	7	6	5	10	10
Average rally	4	5	3	4	5	4

Game Progress

1	DRINKHALL P / PITCHFORD L (ENG)	-*0	2	*-4	5	-*5	7	*-8	8	-*9	11							
	GAO N / PANG XJ (SGP)	0	-*0	0	*-1	3	-*3	4	*-6	7	7							
2	DRINKHALL P / PITCHFORD L (ENG)	0	-*0	1	*-2	3	-*5	6	*-7	8	-*9	10	*-10	11	-*12	13		
	GAO N / PANG XJ (SGP)	-*0	2	*-3	4	-*5	5	*-6	7	-*8	9	*-10	11	-*11	11	11		
3	DRINKHALL P / PITCHFORD L (ENG)	-*0	1	*-1	1	-*2	3	*-4	5	-*7	8	*-10	11	-*11	11	*-12	13	-*13
	GAO N / PANG XJ (SGP)	0	-*1	3	*-5	6	-*7	8	*-9	9	-*10	10	*-10	11	-*12	12	*-12	13
			14	*-14	14	14	14											
			-*13	14	*-15	16												
4	DRINKHALL P / PITCHFORD L (ENG)	0	*-1	2	-*2	2	*-3	4	-*5	5								
	GAO N / PANG XJ (SGP)	*-0	1	-*2	4	*-6	7	-*8	9	11								
5	DRINKHALL P / PITCHFORD L (ENG)	*-0	2	-*2	3	*-5	6	-*7	8	*-9	10	11						
	GAO N / PANG XJ (SGP)	0	*-0	2	-*3	3	-*4	5	*-6	7	-*8	8						

NOTES

"*-." denotes first player of pair is server, "-*" denotes second player of pair is server. The "Greatest deficit overcome" only applies when the pair ends up winning the game.

LEGEND

MD Men's Doubles **No.** Number ***-** First player of pair is server
-* Second player of pair is server



Match Results

ACHANTA Sharath (IND) 3-1 PANG Yew En Koen (SGP)
GNANASEKARAN Sathiyar POH Shao Feng Ethan

Game Summary		Match	Game 1	Game 2	Game 3	Game 4	Game 5
ACHANTA Sharath / G. SATHIYAN	IND	3	7	11	11	11	
PANG Yew En Koen / POH SFE	SGP	1	11	5	1	3	
Duration:		27min	6min	6min	4min	6min	

Match No.: MD61 Table: 1

Umpires: MIKITA Darek (CAN) PINKEWICH Marie (AUS)

Player Statistics	ACHANTA S / G. SATHIYAN (IND)					Match	PANG YEK / POH SFE (SGP)					Match
	Game						Game					
	1	2	3	4	5		1	2	3	4	5	
Points won	7	11	11	11		40	11	5	1	3		20
Biggest lead	2	6	10	8		10	4	-	-	-		4
Points won on own serve	4	7	5	6		22	7	4	0	1		12
Points lost on own serve	4	1	1	2		8	3	4	6	5		18
Most consecutive points won	3	4	10	6		10	4	2	1	1		4
Greatest deficit overcome	-	-	-	-		-	2	-	-	-		2
Handedness/Grip	/ - /						/ - /					

Game/Match Statistics	Game					Match
	1	2	3	4	5	
Longest rally (strokes)	9	7	5	5		9
Average rally	4	4	4	3		4

Game Progress

1	ACHANTA S / G. SATHIYAN (IND)	0	*-1	2	*-4	5	*-5	6	*-6	7	7
	PANG YEK / POH SFE (SGP)	*-0	1	*-2	2	*-3	5	*-6	8	*-9	11
2	ACHANTA S / G. SATHIYAN (IND)	*-0	1	*-2	4	*-5	7	*-7	9	11	
	PANG YEK / POH SFE (SGP)	0	*-1	2	*-2	3	*-3	5	*-5	5	
3	ACHANTA S / G. SATHIYAN (IND)	0	*-2	4	*-6	8	*-10	11			
	PANG YEK / POH SFE (SGP)	*-0	0	*-0	0	*-0	0	1			
4	ACHANTA S / G. SATHIYAN (IND)	*-0	1	*-3	4	*-5	7	*-9	11		
	PANG YEK / POH SFE (SGP)	0	*-1	1	*-2	3	*-3	3	3		

NOTES

"*-." denotes first player of pair is server, "-*" denotes second player of pair is server. The "Greatest deficit overcome" only applies when the pair ends up winning the game.

LEGEND

MD Men's Doubles **No.** Number ***-** First player of pair is server
-* Second player of pair is server



Match Results

DRINKHALL Paul (ENG) 3-0 DESAI Harmeet (IND)
PITCHFORD Liam SHETTY Sanil Shankar

Game Summary		Match	Game 1	Game 2	Game 3	Game 4	Game 5
DRINKHALL Paul / PITCHFORD L	ENG	3	11	13	13		
DESAI Harmeet / SHETTY SS	IND	0	7	11	11		
Duration:		26min	6min	9min	10min		

Match No.: MD62 Table: 1

Umpires: HAKIMARA Marzieh (CAN) ANS Erica (CAN)

Player Statistics	DRINKHALL P / PITCHFORD L (ENG)					Match	DESAI H / SHETTY SS (IND)					Match
	Game						Game					
	1	2	3	4	5		1	2	3	4	5	
Points won	11	13	13			37	7	11	11			29
Biggest lead	4	3	4			4	1	2	1			2
Points won on own serve	6	6	7			19	5	5	6			16
Points lost on own serve	2	6	5			13	5	7	6			18
Most consecutive points won	3	3	4			4	3	4	3			4
Greatest deficit overcome	1	2	1			2	-	-	-			-
Handedness/Grip	Right/ - Right/						Right/ - /					

Game/Match Statistics	Game					Match
	1	2	3	4	5	
Longest rally (strokes)	6	8	6			8
Average rally	4	4	4			4

Game Progress

1	DRINKHALL P / PITCHFORD L (ENG)	0	*-1	3	*-3	5	*-5	6	*-8	9	11					
	DESAI H / SHETTY SS (IND)	-*0	1	*-1	3	*-3	5	*-6	6	*-7	7					
2	DRINKHALL P / PITCHFORD L (ENG)	-*0	0	*-2	3	*-4	5	*-6	8	*-9	9	*-10	11	*-11	12	13
	DESAI H / SHETTY SS (IND)	0	*-2	2	*-3	4	*-5	6	*-6	7	*-9	10	*-10	11	*-11	11
3	DRINKHALL P / PITCHFORD L (ENG)	0	*-1	3	*-3	5	*-7	8	*-8	9	*-10	10	*-11	11	*-12	13
	DESAI H / SHETTY SS (IND)	-*0	1	*-1	3	*-3	3	*-4	6	*-7	8	*-10	10	*-11	11	11

NOTES

"*-." denotes first player of pair is server, "-*" denotes second player of pair is server. The "Greatest deficit overcome" only applies when the pair ends up winning the game.

LEGEND

MD Men's Doubles **No.** Number ***-** First player of pair is server
-* Second player of pair is server



Match Results

DESAI Harmeet (IND) 3-0 PANG Yew En Koen (SGP)
SHETTY Sanil Shankar POH Shao Feng Ethan

Game Summary		Match	Game 1	Game 2	Game 3	Game 4	Game 5
DESAI Harmeet / SHETTY SS	IND	3	11	11	12		
PANG Yew En Koen / POH SFE	SGP	0	5	6	10		
Duration:		25min	5min	6min	11min		

Match No.: MD64 Table: 1

Umpires: JEFFRESS Anthony (AUS) MUGWANYA Ronald (UGA)

Player Statistics	DESAI H / SHETTY SS (IND)					Match	PANG YEK / POH SFE (SGP)					Match
	Game						Game					
	1	2	3	4	5		1	2	3	4	5	
Points won	11	11	12			34	5	6	10			21
Biggest lead	6	6	4			6	2	-	2			2
Points won on own serve	7	9	7			23	4	6	6			16
Points lost on own serve	1	0	4			5	4	2	5			11
Most consecutive points won	8	3	3			8	2	2	4			4
Greatest deficit overcome	2	-	2			2	-	-	-			-
Handedness/Grip	Right/ - /						/ - /					

Game/Match Statistics	Game					Match
	1	2	3	4	5	
Longest rally (strokes)	7	8	8			8
Average rally	3	4	4			3

Game Progress

1	DESAI H / SHETTY SS (IND)	0	*0	2	*2	3	*5	7	*9	11				
	PANG YEK / POH SFE (SGP)	*0	2	*2	4	*5	5	*5	5	5				
2	DESAI H / SHETTY SS (IND)	*0	2	*3	5	*5	7	*8	10	*10	11			
	PANG YEK / POH SFE (SGP)	0	*0	1	*1	3	*3	4	*4	6	6			
3	DESAI H / SHETTY SS (IND)	0	*0	2	*3	5	*6	7	*9	9	*9	10	*11	12
	PANG YEK / POH SFE (SGP)	*0	2	*2	3	*3	4	*5	5	*7	9	*10	10	10

NOTES

"*-." denotes first player of pair is server, "-*" denotes second player of pair is server. The "Greatest deficit overcome" only applies when the pair ends up winning the game.

LEGEND

MD Men's Doubles **No.** Number ***-** First player of pair is server
-* Second player of pair is server



Match Results

DRINKHALL Paul (ENG) 3-2 ACHANTA Sharath (IND)
PITCHFORD Liam G. GNANASEKARAN Sathiyam

Game Summary		Match	Game 1	Game 2	Game 3	Game 4	Game 5
DRINKHALL Paul / PITCHFORD L	ENG	3	11	10	9	11	11
ACHANTA Sharath / G. SATHIYAN	IND	2	5	12	11	6	8
Duration:		42min	5min	9min	9min	6min	9min

Match No.: MD63 Table: 1
Umpires: GILLESPIE Stephen (AUS) CHAN Cheryl (SGP)

Player Statistics	DRINKHALL P / PITCHFORD L (ENG)						ACHANTA S / G. SATHIYAN (IND)					
	Game					Match	Game					Match
	1	2	3	4	5		1	2	3	4	5	
Points won	11	10	9	11	11	52	5	12	11	6	8	42
Biggest lead	7	2	4	5	5	7	1	2	2	-	1	2
Points won on own serve	7	4	5	6	5	27	4	5	5	3	4	21
Points lost on own serve	1	7	5	3	4	20	4	6	4	5	6	25
Most consecutive points won	4	4	3	5	4	5	2	4	6	3	4	6
Greatest deficit overcome	1	-	-	-	1	1	-	2	4	-	-	4
Handedness/Grip	Right/ - Right/						/ - /					

Game/Match Statistics	Game					Match
	1	2	3	4	5	
Longest rally (strokes)	6	11	9	8	11	11
Average rally	4	4	5	4	5	4

Game Progress

1	DRINKHALL P / PITCHFORD L (ENG)	0	*1	3	*4	6	*7	9	*10	11				
	ACHANTA S / G. SATHIYAN (IND)	*0	1	*1	2	*2	3	*3	4	5				
2	DRINKHALL P / PITCHFORD L (ENG)	*0	1	*2	3	*5	5	*6	6	*8	10	*10	10	10
	ACHANTA S / G. SATHIYAN (IND)	0	*1	2	*3	3	*5	6	*8	8	*8	10	*11	12
3	DRINKHALL P / PITCHFORD L (ENG)	0	*0	2	*3	5	*6	7	*9	9	*9	9		
	ACHANTA S / G. SATHIYAN (IND)	0	2	*2	3	*3	4	*5	5	*7	9	11		
4	DRINKHALL P / PITCHFORD L (ENG)	*0	2	*3	3	*4	6	*8	9	*10	11			
	ACHANTA S / G. SATHIYAN (IND)	0	*0	1	*3	4	*4	4	*5	6	6			
5	DRINKHALL P / PITCHFORD L (ENG)	0	*1	3	*4	5	*7	8	*9	9	*10	11		
	ACHANTA S / G. SATHIYAN (IND)	*0	1	*1	2	*3	3	*4	5	*7	8	8		

NOTES

"*-." denotes first player of pair is server, "-*" denotes second player of pair is server. The "Greatest deficit overcome" only applies when the pair ends up winning the game.

LEGEND

MD Men's Doubles **No.** Number ***-** First player of pair is server
-* Second player of pair is server



Entry List by Event

REVISED
7 APR 17:42

As of SAT 7 APR 2018

CGA	Name	Date of Birth
AUS - Australia	LAY Jian Fang	6 MAR 1973
	MIAO Miao	14 JAN 1981
	BROMLEY Michelle	24 DEC 1987
	TAPPER Melissa	1 MAR 1990
CAN - Canada	COTE Alicia	14 DEC 1999
	ZHANG Mo	17 JAN 1989
ENG - England	HO Tin-Tin	3 SEP 1998
	TSAPTSINOS Maria	21 JUL 1997
	PAYET Denise	6 JUL 2001
	SIBLEY Kelly	21 MAY 1988
FIJ - Fiji	YEE Grace	1 MAY 2002
	YEE Sally	10 APR 2001
GHA - Ghana	BAAH-DANSO Celia	24 JUN 1992
	KWABI Cynthia	30 JUL 1993
GUY - Guyana	CUMMINGS Natalie	13 APR 1989
	LOWE Trenace	10 MAR 1991
IND - India	BATRA Manika	15 JUN 1995
	DAS Mouma	24 FEB 1984
	MUKHERJEE Sutirtha	10 OCT 1995
	SAHASRABUDHE Pooja	13 SEP 1991
MAS - Malaysia	HO Ying	9 MAY 1995
	LYNE Karen	2 AUG 2002
	CHANG Li Sian Alice	19 OCT 2000
	TEE Ai Xin	1 JAN 2001
MRI - Mauritius	KINOO Ruqayyah	21 MAY 1999
	RAMASAWMY Sanjana Alix	21 AUG 1993
PAK - Pakistan	ALI Hareem Anwar	8 MAR 2000
	KHAN Fatima	2 MAR 2001



Entry List by Event

REVISED
7 APR 17:42

As of SAT 7 APR 2018

CGA	Name	Date of Birth
SGP - Singapore	FENG Tianwei	31 AUG 1986
	YU Mengyu	18 AUG 1989
	LIN Ye	1 FEB 1996
	ZHOU Yihan	30 JAN 1994
SRI - Sri Lanka	KAPUGEEKIYANA Hansani	23 MAY 2000
	MADURANGI Ishara	27 MAY 1990
TAN - Tanzania	MWAISYULA Neema	1 AUG 1991
	PAZI Fathiya	2 JUL 1995
VAN - Vanuatu	LULU Anolyn	3 JAN 1979
	TOMMY Priscilla	23 MAY 1989
WAL - Wales	CAREY Charlotte	11 JUN 1996
	THOMAS Chloe	23 APR 1994

Women's entry Ishara MANNIKU BADU (SRI) name changed to Ishara MADURANG.



Draw

Round of 32	CGA Code	Round of 16	CGA Code	Quarterfinals	CGA Code	Semifinals	CGA Code	Finals	CGA Code
FENG TIANWEI/YU MENG YU	SGP	FENG TI/YU MENG	SGP						
BYE									
BYE		12 APR 9:30 WD17							
CUMMINGS N/LOWE TRENACE GUY	GUY	CUMMING/LOWE TR	GUY						
CHANG LI SIA/TEE AI XIN	MAS			12 APR 17:15 WD25					
BAAH-DANSO C/KWABI C	GHA								
BYE		12 APR 9:30 WD18							
TAPPER M/BROMLEY M	AUS	TAPPER /BROMLEY	AUS						
CAREY C/THOMAS C	WAL	CAREY C/THOMAS	WAL			13 APR 11:50 WD29			
BYE									
KINOO R/RAMASAWMY S	MRI			12 APR 9:30 WD19					
MUKHERJEE S/SAHASRABUDH	IND								
PAYET DENISE/SIBLEY KELLY	ENG	PAYET D/SIBLEY	ENG			12 APR 17:15 WD26			
BYE									
BYE		12 APR 9:30 WD20							
COTE ALICIA/ZHANG MO	CAN	COTE AL/ZHANG	MCAN						
LIN YE/ZHOU YIHAN	SGP	LIN YE/ZHOU YI	SGP					13 APR 20:05 WD31	
BYE									
BYE		12 APR 9:30 WD21							
LAY JIAN FAN/MIAO MIAO	AUS	LAY JIA/MIAO MI	AUS						
HO YING/LYNE KAREN	MAS			12 APR 17:15 WD27					
ALI HAREEM A/KHAN FATIMA	PAK								
BYE		12 APR 9:30 WD22							
YEE SALLY/YEE GRACE	FIJ	YEE SAL/YEE GRA	FIJ						
HO TIN-TIN/TSAPTSINOS M	ENG	HO TIN-/TSAPTSI	ENG			13 APR 11:50 WD30			
BYE									
MWAI SYULA NE/PAZI FATHIYA	TAN			12 APR 9:30 WD23					
LULU ANOLYN/TOMMY PRISCI	VAN								
KAPUGEEKIY/MADURANGI I	SRI	KAPUGEE/MADURAN	SRI			12 APR 17:15 WD28			
BYE									
BYE		12 APR 9:30 WD24							
BATRA MANIKA/DAS MOUMA	IND	BATRA M/DAS MOU	IND					13 APR 19:20 WD32	

GOLD

SILVER

BRONZE



Match Results

CHANG Li Sian Alice (MAS) 3-1 BAAH-DANSO Celia (GHA)
TEE Ai Xin KWABI Cynthia

Game Summary		Match	Game 1	Game 2	Game 3	Game 4	Game 5
CHANG Li Sian Alice / TEE AX	MAS	3	11	11	11	11	
BAAH-DANSO Celia / KWABI C	GHA	1	4	13	4	3	
Duration:		20min	3min	7min	4min	4min	

Match No.: WD3 Table: 1

Umpires: SAMAL Jiban (IND) MEHRA Vipin (IND)

Player Statistics	CHANG LSA / TEE AX (MAS)					Match	BAAH-DANSO C / KWABI C (GHA)					Match
	Game						Game					
	1	2	3	4	5		1	2	3	4	5	
Points won	11	11	11	11		44	4	13	4	3		24
Biggest lead	7	4	7	8		8	-	2	2	-		2
Points won on own serve	6	5	7	6		24	3	6	4	1		14
Points lost on own serve	1	7	0	2		10	5	6	4	5		20
Most consecutive points won	4	4	7	5		7	2	3	2	1		3
Greatest deficit overcome	-	-	2	-		2	-	4	-	-		4
Handedness/Grip	Right/ - Right/						Right/ - /					

Game/Match Statistics	Game				Match
	1	2	3	4	
Longest rally (strokes)	6	9	8	6	9
Average rally	4	4	4	3	4

Game Progress

1	CHANG LSA / TEE AX (MAS)	0	*-2	4	*-5	7	*-8	9	*-10	11						
	BAAH-DANSO C / KWABI C (GHA)	*-0	0	*-0	1	*-1	2	*-3	4	4						
2	CHANG LSA / TEE AX (MAS)	*-0	1	*-2	3	*-5	7	*-7	8	*-9	9	*-10	10	*-11	11	11
	BAAH-DANSO C / KWABI C (GHA)	0	*-1	2	*-3	3	*-3	5	*-6	7	*-9	10	*-11	11	*-12	13
3	CHANG LSA / TEE AX (MAS)	0	*-0	2	*-3	5	*-7	9	*-10	11						
	BAAH-DANSO C / KWABI C (GHA)	*-0	2	*-2	3	*-3	3	*-3	4	4						
4	CHANG LSA / TEE AX (MAS)	*-0	1	*-3	5	*-6	8	*-10	11							
	BAAH-DANSO C / KWABI C (GHA)	0	*-1	1	*-1	2	*-2	2	3							

NOTES

"*-." denotes first player of pair is server, "-*" denotes second player of pair is server. The "Greatest deficit overcome" only applies when the pair ends up winning the game.

LEGEND

No. Number **WD** Women's Doubles ***-** First player of pair is server
-* Second player of pair is server



Match Results

MUKHERJEE Sutirtha (IND) 3-0 KINOO Ruqayyah (MRI)
SAHASRABUDHE Pooja RAMASAWMY Sanjana Alix

Game Summary		Match	Game 1	Game 2	Game 3	Game 4	Game 5
MUKHERJEE Sutirtha / SAHASRABUDHE P	IND	3	11	11	11		
KINOO Ruqayyah / RAMASAWMY SA	MRI	0	3	4	4		
Duration:		15min	4min	4min	4min		

Match No.: WD6 Table: 2

Umpires: ANS Erica (CAN) WILLIAMS Jackie (WAL)

Player Statistics	MUKHERJEE S / SAHASRABUDHE P (IND)					Match	KINOO R / RAMASAWMY SA (MRI)					Match
	Game						Game					
	1	2	3	4	5		1	2	3	4	5	
Points won	11	11	11			33	3	4	4			11
Biggest lead	8	7	7			8	1	-	-			1
Points won on own serve	5	4	5			14	2	0	2			4
Points lost on own serve	1	4	2			7	6	7	6			19
Most consecutive points won	5	3	6			6	1	1	1			1
Greatest deficit overcome	1	-	-			1	-	-	-			-
Handedness/Grip	Right/ - Right/						/ - /					

Game/Match Statistics	Game					Match
	1	2	3	4	5	
Longest rally (strokes)	6	7	7			7
Average rally	4	3	3			3

Game Progress

1	MUKHERJEE S / SAHASRABUDHE P (IND)	0	*-1	2	*-4	6	*-7	9	11
	KINOO R / RAMASAWMY SA (MRI)	-*0	1	*-2	2	-*2	3	*-3	3
2	MUKHERJEE S / SAHASRABUDHE P (IND)	-*0	1	*-3	4	-*6	7	*-9	10
	KINOO R / RAMASAWMY SA (MRI)	0	-*1	1	*-2	2	-*3	3	*-4
3	MUKHERJEE S / SAHASRABUDHE P (IND)	0	-*1	2	*-4	6	-*8	9	*-10
	KINOO R / RAMASAWMY SA (MRI)	-*0	1	*-2	2	-*2	2	*-3	4

NOTES

"*-." denotes first player of pair is server, "-*" denotes second player of pair is server. The "Greatest deficit overcome" only applies when the pair ends up winning the game.

LEGEND

No. Number
 *- Second player of pair is server
 WD Women's Doubles
 *- First player of pair is server



Match Results

HO Ying (MAS) 3-0 ALI Hareem Anwar (PAK)
LYNE Karen KHAN Fatima

Game Summary		Match	Game 1	Game 2	Game 3	Game 4	Game 5
HO Ying / LYNE K	MAS	3	11	11	11		
ALI Hareem Anwar / KHAN F	PAK	0	7	4	4		
Duration:		11min	4min	3min	3min		

Match No.: WD11 Table: 4

Umpires: BOYTON Graham (AUS) MILLER Samuel (AUS)

Player Statistics	HO Y / LYNE K (MAS)					Match	ALI HA / KHAN F (PAK)					Match
	Game						Game					
	1	2	3	4	5		1	2	3	4	5	
Points won	11	11	11			33	7	4	4			15
Biggest lead	5	7	7			7	-	1	2			2
Points won on own serve	3	5	5			13	2	1	2			5
Points lost on own serve	5	3	2			10	8	6	6			20
Most consecutive points won	5	5	8			8	3	1	2			3
Greatest deficit overcome	-	1	2			2	-	-	-			-
Handedness/Grip	Right/ - Left/						/ - /					

Game/Match Statistics	Game					Match
	1	2	3	4	5	
Longest rally (strokes)	6	5	6			6
Average rally	3	3	3			3

Game Progress

1	HO Y / LYNE K (MAS)	0	*-2	3	*-4	4	*-6	8	*-9	9	11
	ALI HA / KHAN F (PAK)	*-0	0	*-1	2	*-4	4	*-4	5	*-7	7
2	HO Y / LYNE K (MAS)	*-0	1	*-3	4	*-5	6	*-8	10	11	
	ALI HA / KHAN F (PAK)	0	*-1	1	*-2	3	*-4	4	*-4	4	
3	HO Y / LYNE K (MAS)	0	*-0	2	*-4	6	*-8	8	*-10	11	
	ALI HA / KHAN F (PAK)	*-0	2	*-2	2	*-2	2	*-4	4	4	

NOTES

"*-." denotes first player of pair is server, "-*" denotes second player of pair is server. The "Greatest deficit overcome" only applies when the pair ends up winning the game.

LEGEND

No. Number WD Women's Doubles *- First player of pair is server
-* Second player of pair is server



Match Results

LULU Anolyn (VAN) 3-0 MWAISYULA Neema (TAN)
TOMMY Priscilla PAZI Fathiya

Game Summary		Match	Game 1	Game 2	Game 3	Game 4	Game 5
LULU Anolyn / TOMMY P	VAN	3	11	11	11		
MWAISYULA Neema / PAZI F	TAN	0	3	7	4		
Duration:		14min	3min	5min	4min		

Match No.: WD14 Table: 5

Umpires: HOPKINS Alan (AUS) UDAL Nikki (AUS)

Player Statistics	LULU A / TOMMY P (VAN)					Match	MWAISYULA N / PAZI F (TAN)					Match
	Game						Game					
	1	2	3	4	5		1	2	3	4	5	
Points won	11	11	11			33	3	7	4			14
Biggest lead	8	5	7			8	-	1	2			2
Points won on own serve	3	6	6			15	0	3	2			5
Points lost on own serve	3	4	1			8	8	5	5			18
Most consecutive points won	4	5	9			9	1	2	2			2
Greatest deficit overcome	-	1	2			2	-	-	-			-
Handedness/Grip	Right/ - Right/						/ - /					

Game/Match Statistics	Game					Match
	1	2	3	4	5	
Longest rally (strokes)	11	9	8			11
Average rally	4	4	5			4

Game Progress

1	LULU A / TOMMY P (VAN)	0	*-2	3	*-5	6	*-8	9	11		
	MWAISYULA N / PAZI F (TAN)	*-0	0	*-1	1	*-2	2	*-3	3		
2	LULU A / TOMMY P (VAN)	*-0	1	*-3	5	*-5	6	*-8	9	*-10	11
	MWAISYULA N / PAZI F (TAN)	0	*-1	1	*-1	3	*-4	4	*-5	6	7
3	LULU A / TOMMY P (VAN)	0	*-0	1	*-3	5	*-7	9	*-10	11	
	MWAISYULA N / PAZI F (TAN)	0	2	*-3	3	*-3	3	*-3	4	4	

NOTES

"*-." denotes first player of pair is server, "-*" denotes second player of pair is server. The "Greatest deficit overcome" only applies when the pair ends up winning the game.

LEGEND

No. Number
WD Women's Doubles
*- First player of pair is server
-* Second player of pair is server



Match Results

FENG Tianwei (SGP) 3-0 CUMMINGS Natalie (GUY)
YU Mengyu LOWE Trenace

Game Summary		Match	Game 1	Game 2	Game 3	Game 4	Game 5
FENG Tianwei / YU M	SGP	3	11	11	11		
CUMMINGS Natalie / LOWE T	GUY	0	3	2	4		
Duration:		12min	3min	4min	4min		

Match No.: WD17 Table: 3

Umpires: BOYTON Graham (AUS) MILLER Samuel (AUS)

Player Statistics	FENG T / YU M (SGP)					Match	CUMMINGS N / LOWE T (GUY)					Match
	Game						Game					
	1	2	3	4	5		1	2	3	4	5	
Points won	11	11	11			33	3	2	4			9
Biggest lead	8	9	7			9	1	-	-			1
Points won on own serve	5	7	6			18	2	2	3			7
Points lost on own serve	1	0	1			2	6	4	5			15
Most consecutive points won	6	7	6			7	1	1	1			1
Greatest deficit overcome	1	-	-			1	-	-	-			-
Handedness/Grip	/ - /						Left/ - Left/					

Game/Match Statistics	Game					Match
	1	2	3	4	5	
Longest rally (strokes)	6	6	5			6
Average rally	3	4	3			3

Game Progress

1	FENG T / YU M (SGP)	0	*-1	3	*-4	5	*-7	9	11	
	CUMMINGS N / LOWE T (GUY)	*-0	1	*-1	2	*-3	3	*-3	3	
2	FENG T / YU M (SGP)	-*0	2	*-3	5	*-7	9	*-10	11	
	CUMMINGS N / LOWE T (GUY)	0	*-0	1	*-1	1	*-1	2	2	
3	FENG T / YU M (SGP)	0	*-1	3	*-5	7	*-8	9	*-10	11
	CUMMINGS N / LOWE T (GUY)	*-0	1	*-1	1	*-1	2	*-3	4	4

NOTES

"*-." denotes first player of pair is server, "-*" denotes second player of pair is server. The "Greatest deficit overcome" only applies when the pair ends up winning the game.

LEGEND

No. Number **WD** Women's Doubles ***-** First player of pair is server
-* Second player of pair is server



Match Results

TAPPER Melissa (AUS) 3-1 CHANG Li Sian Alice (MAS)
BROMLEY Michelle TEE Ai Xin

Game Summary		Match	Game 1	Game 2	Game 3	Game 4	Game 5
TAPPER Melissa / BROMLEY M	AUS	3	11	12	9	11	
CHANG Li Sian Alice / TEE AX	MAS	1	2	10	11	7	
Duration:		28min	4min	8min	8min	6min	

Match No.: WD18 Table: 4

Umpires: YEW Freddie (SGP) CHAN Cheryl (SGP)

Player Statistics	TAPPER M / BROMLEY M (AUS)					Match	CHANG LSA / TEE AX (MAS)					Match
	Game						Game					
	1	2	3	4	5		1	2	3	4	5	
Points won	11	12	9	11		43	2	10	11	7		30
Biggest lead	9	3	2	5		9	-	4	2	-		4
Points won on own serve	5	5	7	8		25	1	4	8	5		18
Points lost on own serve	1	6	3	2		12	6	7	2	3		18
Most consecutive points won	8	4	3	5		8	1	6	4	3		6
Greatest deficit overcome	-	4	-	-		4	-	-	2	-		2
Handedness/Grip	Left/ - Right/						Right/ - Right/					

Game/Match Statistics	Game					Match
	1	2	3	4	5	
Longest rally (strokes)	8	10	12	13		13
Average rally	4	6	5	5		5

Game Progress

1	TAPPER M / BROMLEY M (AUS)	0	*-2	4	*-6	8	*-9	10	11					
	CHANG LSA / TEE AX (MAS)	*-0	0	*-0	0	*-0	1	*-2	2					
2	TAPPER M / BROMLEY M (AUS)	*-0	1	*-3	4	*-5	5	*-5	5	*-7	9	*-10	11	12
	CHANG LSA / TEE AX (MAS)	0	*-1	1	*-2	3	*-5	7	*-9	9	*-9	10	*-10	10
3	TAPPER M / BROMLEY M (AUS)	0	*-0	2	*-3	5	*-5	5	*-6	8	*-8	9		
	CHANG LSA / TEE AX (MAS)	*-0	2	*-2	3	*-3	5	*-7	8	*-8	10	11		
4	TAPPER M / BROMLEY M (AUS)	*-0	2	*-4	5	*-5	7	*-7	8	*-9	11			
	CHANG LSA / TEE AX (MAS)	0	*-0	0	*-1	3	*-3	5	*-6	7	7			

NOTES

"*-." denotes first player of pair is server, "-*" denotes second player of pair is server. The "Greatest deficit overcome" only applies when the pair ends up winning the game.

LEGEND

No. Number
 *- Second player of pair is server
 WD Women's Doubles
 *- First player of pair is server



Match Results

MUKHERJEE Sutirtha (IND) 3-1 CAREY Charlotte (WAL)
SAHASRABUDHE Pooja THOMAS Chloe

Game Summary		Match	Game 1	Game 2	Game 3	Game 4	Game 5
MUKHERJEE Sutirtha / SAHASRABUDHE P	IND	3	11	11	8	11	
CAREY Charlotte / THOMAS C	WAL	1	7	5	11	6	
Duration:		24min	5min	5min	5min	6min	

Match No.: WD19 Table: 5

Umpires: ROBERTS Averil (AUS) CHAN Kameron (AUS)

Player Statistics	MUKHERJEE S / SAHASRABUDHE P (IND)					Match	CAREY C / THOMAS C (WAL)					Match
	Game						Game					
	1	2	3	4	5		1	2	3	4	5	
Points won	11	11	8	11		41	7	5	11	6		29
Biggest lead	4	6	1	5		6	1	2	5	-		5
Points won on own serve	6	6	4	7		23	5	3	6	4		18
Points lost on own serve	2	2	5	2		11	5	5	4	4		18
Most consecutive points won	3	5	2	4		5	2	2	4	3		4
Greatest deficit overcome	1	2	-	-		2	-	-	1	-		1
Handedness/Grip	Right/ - Right/						Left/ - Right/					

Game/Match Statistics	Game					Match
	1	2	3	4	5	
Longest rally (strokes)	7	6	7	7		7
Average rally	4	4	4	4		4

Game Progress

1	MUKHERJEE S / SAHASRABUDHE P (IND)	0	*-1	3	*-3	5	*-6	7	*-8	9	11	
	CAREY C / THOMAS C (WAL)	*-0	1	*-1	3	*-3	4	*-5	6	*-7	7	
2	MUKHERJEE S / SAHASRABUDHE P (IND)	*-0	1	*-1	3	*-5	6	*-7	9	11		
	CAREY C / THOMAS C (WAL)	0	*-1	3	*-3	3	*-4	5	*-5	5		
3	MUKHERJEE S / SAHASRABUDHE P (IND)	0	*-1	1	*-2	3	*-3	4	*-5	7	*-8	8
	CAREY C / THOMAS C (WAL)	*-0	1	*-3	4	*-5	7	*-8	9	*-9	10	11
4	MUKHERJEE S / SAHASRABUDHE P (IND)	*-0	2	*-3	4	*-6	7	*-7	9	*-10	11	
	CAREY C / THOMAS C (WAL)	0	*-0	1	*-2	2	*-3	5	*-5	6	6	

NOTES

"*-." denotes first player of pair is server, "-*" denotes second player of pair is server. The "Greatest deficit overcome" only applies when the pair ends up winning the game.

LEGEND

No. Number
WD Women's Doubles
*- First player of pair is server
-* Second player of pair is server



Match Results

COTE Alicia (CAN) 3-1 PAYET Denise (ENG)
ZHANG Mo SIBLEY Kelly

Game Summary		Match	Game 1	Game 2	Game 3	Game 4	Game 5
COTE Alicia / ZHANG M	CAN	3	8	11	11	11	
PAYET Denise / SIBLEY K	ENG	1	11	7	4	5	
Duration:		26min	6min	6min	5min	6min	

Match No.: WD20 Table: 2

Umpires: PATANE Mark (AUS) DINSEY Greg (AUS)

Player Statistics	COTE A / ZHANG M (CAN)					Match	PAYET D / SIBLEY K (ENG)					Match
	Game						Game					
	1	2	3	4	5		1	2	3	4	5	
Points won	8	11	11	11		41	11	7	4	5		27
Biggest lead	2	4	7	8		8	3	1	-	-		3
Points won on own serve	2	7	6	5		20	4	4	3	2		13
Points lost on own serve	7	3	1	3		14	6	4	5	6		21
Most consecutive points won	2	4	4	8		8	4	3	1	3		4
Greatest deficit overcome	-	1	-	-		1	2	-	-	-		2
Handedness/Grip	Right/ - Right/						Right/ - Right/					

Game/Match Statistics	Game					Match
	1	2	3	4	5	
Longest rally (strokes)	7	7	6	7		7
Average rally	4	4	4	4		4

Game Progress

1	COTE A / ZHANG M (CAN)	0	*-2	2	*-2	3	*-5	5	*-6	7	*-8	8
	PAYET D / SIBLEY K (ENG)	*-0	0	*-2	4	*-5	5	*-7	8	*-9	10	11
2	COTE A / ZHANG M (CAN)	*-0	2	*-2	3	*-4	6	*-7	7	*-9	11	
	PAYET D / SIBLEY K (ENG)	0	*-0	2	*-3	4	*-4	5	*-7	7	7	
3	COTE A / ZHANG M (CAN)	0	*-1	2	*-4	6	*-7	9	*-10	11		
	PAYET D / SIBLEY K (ENG)	*-0	1	*-2	2	*-2	3	*-3	4	4		
4	COTE A / ZHANG M (CAN)	*-0	2	*-4	6	*-8	8	*-9	10	11		
	PAYET D / SIBLEY K (ENG)	0	*-0	0	*-0	0	*-2	3	*-4	5		

NOTES

"*-." denotes first player of pair is server, "-*." denotes second player of pair is server. The "Greatest deficit overcome" only applies when the pair ends up winning the game.

LEGEND

No. Number
WD Women's Doubles
*- First player of pair is server
-* Second player of pair is server



Match Results

LAY Jian Fang (AUS) 3-2 LIN Ye (SGP)
MIAO Miao ZHOU Yihan

Game Summary		Match	Game 1	Game 2	Game 3	Game 4	Game 5
LAY Jian Fang / MIAO M	AUS	3	12	4	2	11	11
LIN Ye / ZHOU Y	SGP	2	10	11	11	6	8
Duration:		36min	7min	5min	4min	6min	9min

Match No.: WD21 Table: 1

Umpires: FOOTE Ben (GGY) WONG Teck Yun (MAS)

Player Statistics	LAY JF / MIAO M (AUS)						LIN Y / ZHOU Y (SGP)					
	Game					Match	Game					Match
	1	2	3	4	5		1	2	3	4	5	
Points won	12	4	2	11	11	40	10	11	11	6	8	46
Biggest lead	2	-	-	5	4	5	4	7	9	3	1	9
Points won on own serve	5	2	1	6	5	19	4	6	5	4	3	22
Points lost on own serve	6	5	6	2	5	24	7	2	1	5	6	21
Most consecutive points won	6	2	1	7	4	7	4	4	7	4	2	7
Greatest deficit overcome	4	-	-	3	1	4	-	-	-	-	-	-
Handedness/Grip	Right/ - Right/						/ - /					

Game/Match Statistics	Game					Match
	1	2	3	4	5	
Longest rally (strokes)	8	6	7	7	9	9
Average rally	4	4	4	4	5	4

Game Progress

1	LAY JF / MIAO M (AUS)	*-0	1	*-1	2	*-4	4	*-6	6	*-6	8	*-10	11	12
	LIN Y / ZHOU Y (SGP)	0	*-1	3	*-4	4	*-6	6	*-8	10	*-10	10	*-10	10
2	LAY JF / MIAO M (AUS)	0	*-0	1	*-1	1	*-3	4	*-4	4				
	LIN Y / ZHOU Y (SGP)	*-0	2	*-3	5	*-7	7	*-8	10	11				
3	LAY JF / MIAO M (AUS)	*-0	0	*-1	2	*-2	2	*-2	2					
	LIN Y / ZHOU Y (SGP)	0	*-2	3	*-4	6	*-8	10	11					
4	LAY JF / MIAO M (AUS)	0	*-1	2	*-2	3	*-4	6	*-8	10	11			
	LIN Y / ZHOU Y (SGP)	*-0	1	*-2	4	*-5	6	*-6	6	*-6	6			
5	LAY JF / MIAO M (AUS)	*-0	1	*-2	4	*-6	6	*-8	9	*-9	10	11		
	LIN Y / ZHOU Y (SGP)	0	*-1	2	*-2	2	*-4	4	*-5	7	*-8	8		

NOTES

"*-." denotes first player of pair is server, "-*" denotes second player of pair is server. The "Greatest deficit overcome" only applies when the pair ends up winning the game.

LEGEND

No. Number
WD Women's Doubles
*- First player of pair is server
-* Second player of pair is server



Match Results

HO Ying (MAS) 3-0 YEE Sally (FIJ)
LYNE Karen YEE Grace

Game Summary		Match	Game 1	Game 2	Game 3	Game 4	Game 5
HO Ying / LYNE K	MAS	3	11	11	11		
YEE Sally / YEE G	FIJ	0	3	7	6		
Duration:		14min	4min	5min	4min		

Match No.: WD22 Table: 6

Umpires: ALMASI William (AUS) NOMURA Nanako (AUS)

Player Statistics	HO Y / LYNE K (MAS)					Match	YEE S / YEE G (FIJ)					Match
	Game						Game					
	1	2	3	4	5		1	2	3	4	5	
Points won	11	11	11			33	3	7	6			16
Biggest lead	8	4	5			8	1	4	-			4
Points won on own serve	6	4	7			17	1	3	4			8
Points lost on own serve	2	4	2			8	5	7	4			16
Most consecutive points won	6	6	3			6	1	3	2			3
Greatest deficit overcome	1	4	-			4	-	-	-			-
Handedness/Grip	Right/ - Left/						Right/ - Right/					

Game/Match Statistics	Game					Match
	1	2	3	4	5	
Longest rally (strokes)	6	7	6			7
Average rally	4	3	3			3

Game Progress

1	HO Y / LYNE K (MAS)	*-0	1	*-3	4	*-5	7	*-9	11		
	YEE S / YEE G (FIJ)	0	*-1	1	*-2	3	*-3	3	3		
2	HO Y / LYNE K (MAS)	0	*-0	1	*-2	2	*-4	6	*-8	9	11
	YEE S / YEE G (FIJ)	*-0	2	*-3	4	*-6	6	*-6	6	*-7	7
3	HO Y / LYNE K (MAS)	*-0	2	*-3	5	*-5	6	*-8	9	*-10	11
	YEE S / YEE G (FIJ)	0	*-0	1	*-1	3	*-4	4	*-5	6	6

NOTES

"*-." denotes first player of pair is server, "-*" denotes second player of pair is server. The "Greatest deficit overcome" only applies when the pair ends up winning the game.

LEGEND

No. Number WD Women's Doubles *- First player of pair is server
-* Second player of pair is server



Match Results

HO Tin-Tin (ENG) 3-0 LULU Anolyn (VAN)
TSAPTSINOS Maria TOMMY Priscilla

Game Summary		Match	Game 1	Game 2	Game 3	Game 4	Game 5
HO Tin-Tin / TSAPTSINOS M	ENG	3	11	11	11		
LULU Anolyn / TOMMY P	VAN	0	8	6	5		
Duration:		16min	5min	5min	4min		

Match No.: WD23 Table: 7

Umpires: HOPKINS Alan (AUS) UDAL Nikki (AUS)

Player Statistics	HO TT / TSAPTSINOS M (ENG)					Match	LULU A / TOMMY P (VAN)					Match
	Game						Game					
	1	2	3	4	5		1	2	3	4	5	
Points won	11	11	11			33	8	6	5			19
Biggest lead	5	5	6			6	2	-	-			2
Points won on own serve	7	5	7			19	6	2	4			12
Points lost on own serve	2	4	1			7	4	6	4			14
Most consecutive points won	7	5	5			7	3	3	3			3
Greatest deficit overcome	2	-	-			2	-	-	-			-
Handedness/Grip	Right/ - Right/						Right/ - Right/					

Game/Match Statistics	Game					Match
	1	2	3	4	5	
Longest rally (strokes)	13	11	8			13
Average rally	5	6	4			5

Game Progress

1	HO TT / TSAPTSINOS M (ENG)	0	*-0	2	*-4	6	*-7	8	*-8	9	*-10	11
	LULU A / TOMMY P (VAN)	*-0	2	*-2	2	*-2	3	*-4	6	*-7	8	8
2	HO TT / TSAPTSINOS M (ENG)	*-0	1	*-3	3	*-5	6	*-6	8	*-10	11	
	LULU A / TOMMY P (VAN)	0	*-1	1	*-3	3	*-4	6	*-6	6	6	6
3	HO TT / TSAPTSINOS M (ENG)	0	*-1	3	*-4	6	*-6	7	*-9	11		
	LULU A / TOMMY P (VAN)	*-0	1	*-1	2	*-2	4	*-5	5	5	5	

NOTES

"*-." denotes first player of pair is server, "-*" denotes second player of pair is server. The "Greatest deficit overcome" only applies when the pair ends up winning the game.

LEGEND

No. Number
WD Women's Doubles
*- First player of pair is server
-* Second player of pair is server



Match Results

BATRA Manika (IND) 3-0 KAPUGEEKIYANA Hansani (SRI)
DAS Mouma MADURANGI Ishara

Game Summary		Match	Game 1	Game 2	Game 3	Game 4	Game 5
BATRA Manika / DAS M	IND	3	11	11	11		
KAPUGEEKIYANA Hansani / MADURANGI I	SRI	0	4	4	1		
Duration:		12min	4min	4min	3min		

Match No.: WD24 Table: 8
Umpires: POOLE Maurie (AUS) RODER Lenore (AUS)

Player Statistics	BATRA M / DAS M (IND)					Match	KAPUGEEKIYANA H / MADURANGI I (SRI)					Match
	Game						Game					
	1	2	3	4	5		1	2	3	4	5	
Points won	11	11	11			33	4	4	1			9
Biggest lead	7	7	10			10	-	-	-			-
Points won on own serve	5	5	6			16	2	1	1			4
Points lost on own serve	2	3	0			5	6	6	5			17
Most consecutive points won	6	5	10			10	2	1	1			2
Greatest deficit overcome	-	-	-			-	-	-	-			-
Handedness/Grip	Right/ - Right/						/ - /					

Game/Match Statistics	Game					Match
	1	2	3	4	5	
Longest rally (strokes)	8	8	5			8
Average rally	3	3	3			3

Game Progress

1	BATRA M / DAS M (IND)	0	*-2	3	*-5	7	*-8	9	*-10	11
	KAPUGEEKIYANA H / MADURANGI I (SRI)	*-0	0	*-1	1	*-1	2	*-3	4	4
2	BATRA M / DAS M (IND)	*-0	2	*-4	5	*-7	8	*-9	10	11
	KAPUGEEKIYANA H / MADURANGI I (SRI)	0	*-0	0	*-1	1	*-2	3	*-4	4
3	BATRA M / DAS M (IND)	0	*-1	3	*-5	7	*-9	11		
	KAPUGEEKIYANA H / MADURANGI I (SRI)	*-0	1	*-1	1	*-1	1	1		

NOTES

"*-." denotes first player of pair is server, "-*" denotes second player of pair is server. The "Greatest deficit overcome" only applies when the pair ends up winning the game.

LEGEND

No. Number WD Women's Doubles *- First player of pair is server
*- Second player of pair is server



Match Results

FENG Tianwei (SGP) 3-0 BROMLEY Michelle (AUS)
YU Mengyu TAPPER Melissa

Game Summary		Match	Game 1	Game 2	Game 3	Game 4	Game 5
FENG Tianwei / YU M	SGP	3	11	11	11		
BROMLEY Michelle / TAPPER M	AUS	0	3	5	1		
Duration:		16min	4min	5min	5min		

Match No.: WD25 Table: 1

Umpires: FELIX Marguerita (BAR) HAKIMARA Marzieh (CAN)

Player Statistics	FENG T / YU M (SGP)					Match	BROMLEY M / TAPPER M (AUS)					Match
	Game						Game					
	1	2	3	4	5		1	2	3	4	5	
Points won	11	11	11			33	3	5	1			9
Biggest lead	9	6	10			10	1	1	-			1
Points won on own serve	6	5	6			17	1	2	1			4
Points lost on own serve	2	3	0			5	5	6	5			16
Most consecutive points won	10	6	8			10	2	3	1			3
Greatest deficit overcome	1	1	-			1	-	-	-			-
Handedness/Grip	/ - /						Right/ - Left/					

Game/Match Statistics	Game					Match
	1	2	3	4	5	
Longest rally (strokes)	6	10	8			10
Average rally	4	3	4			3

Game Progress

1	FENG T / YU M (SGP)	-*0	1	*-3	5	-*7	9	*-10	11	
	BROMLEY M / TAPPER M (AUS)	0	-*1	1	*-1	1	-*1	2	3	
2	FENG T / YU M (SGP)	0	-*2	2	*-3	4	-*5	7	*-9	11
	BROMLEY M / TAPPER M (AUS)	-*0	0	*-2	3	-*4	5	*-5	5	5
3	FENG T / YU M (SGP)	-*0	2	*-3	5	-*7	9		11	
	BROMLEY M / TAPPER M (AUS)	0	-*0	1	*-1	1	-*1		1	

NOTES

"*-." denotes first player of pair is server, "-*" denotes second player of pair is server. The "Greatest deficit overcome" only applies when the pair ends up winning the game.

LEGEND

No. Number **WD** Women's Doubles ***-** First player of pair is server
-* Second player of pair is server



Match Results

MUKHERJEE Sutirtha (IND) 3-0 COTE Alicia (CAN)
SAHASRABUDHE Pooja ZHANG Mo

Game Summary		Match	Game 1	Game 2	Game 3	Game 4	Game 5
MUKHERJEE Sutirtha / SAHASRABUDHE P	IND	3	11	11	14		
COTE Alicia / ZHANG M	CAN	0	6	7	12		
Duration:		22min	4min	7min	9min		

Match No.: WD26 Table: 5

Umpires: POOLE Maurie (AUS) RODER Lenore (AUS)

Player Statistics	MUKHERJEE S / SAHASRABUDHE P (IND)					Match	COTE A / ZHANG M (CAN)					Match
	Game						Game					
	1	2	3	4	5		1	2	3	4	5	
Points won	11	11	14			36	6	7	12			25
Biggest lead	5	4	2			5	1	2	4			4
Points won on own serve	5	5	5			15	3	2	4			9
Points lost on own serve	3	5	8			16	6	6	9			21
Most consecutive points won	4	5	5			5	2	2	4			4
Greatest deficit overcome	1	2	4			4	-	-	-			-
Handedness/Grip	Right/ - Right/						Right/ - Right/					

Game/Match Statistics	Game					Match
	1	2	3	4	5	
Longest rally (strokes)	10	8	11			11
Average rally	4	4	5			4

Game Progress

1	MUKHERJEE S / SAHASRABUDHE P (IND)	0	*-1	3	*-4	4	*-5	7	*-9	10	11							
	COTE A / ZHANG M (CAN)	*-0	1	*-1	2	*-4	5	*-5	5	*-6	6							
2	MUKHERJEE S / SAHASRABUDHE P (IND)	*-0	0	*-2	4	*-5	6	*-7	7	*-9	11							
	COTE A / ZHANG M (CAN)	0	*-2	2	*-2	3	*-4	5	*-7	7	7							
3	MUKHERJEE S / SAHASRABUDHE P (IND)	0	*-0	2	*-2	2	*-4	4	*-6	6	*-8	10	*-11	11	*-12	12	*-13	14
	COTE A / ZHANG M (CAN)	*-0	2	*-2	4	*-6	6	*-8	8	*-10	10	*-10	10	*-11	11	*-12	12	12

NOTES

"*-." denotes first player of pair is server, "-*" denotes second player of pair is server. The "Greatest deficit overcome" only applies when the pair ends up winning the game.

LEGEND

No. Number
WD Women's Doubles
*- First player of pair is server
-* Second player of pair is server



Match Results

HO Ying (MAS) 3-1 LAY Jian Fang (AUS)
LYNE Karen MIAO Miao

Game Summary		Match	Game 1	Game 2	Game 3	Game 4	Game 5
HO Ying / LYNE K	MAS	3	9	13	11	11	
LAY Jian Fang / MIAO M	AUS	1	11	11	9	9	
Duration:		38min	6min	11min	8min	10min	

Match No.: WD27 Table: 2

Umpires: MEHRA Vipin (IND) SAMAL Jiban (IND)

Player Statistics	HO Y / LYNE K (MAS)					Match	LAY JF / MIAO M (AUS)					Match
	Game						Game					
	1	2	3	4	5		1	2	3	4	5	
Points won	9	13	11	11		44	11	11	9	9		40
Biggest lead	1	3	4	3		4	4	2	-	3		4
Points won on own serve	7	8	6	7		28	8	7	5	6		26
Points lost on own serve	3	4	4	3		14	2	5	5	4		16
Most consecutive points won	2	4	4	4		4	3	3	3	3		3
Greatest deficit overcome	-	2	-	3		3	1	-	-	-		1
Handedness/Grip	Right/ - Left/						Right/ - Right/					

Game/Match Statistics	Game				Match
	1	2	3	4	
Longest rally (strokes)	6	10	7	8	10
Average rally	4	4	4	4	4

Game Progress

1	HO Y / LYNE K (MAS)	-*0	1	*-1	3	-*3	4	*-4	6	-*7	8	9				
	LAY JF / MIAO M (AUS)	0	*-1	3	-*3	5	*-6	8	-*8	9	*-10	11				
2	HO Y / LYNE K (MAS)	0	-*1	3	*-4	5	-*5	6	*-6	8	-*10	10	*-10	11	-*12	13
	LAY JF / MIAO M (AUS)	*-0	1	-*1	2	*-3	5	-*6	8	*-8	8	-*10	11	*-11	11	11
3	HO Y / LYNE K (MAS)	-*0	2	*-4	5	-*5	6	*-7	8	-*9	10	11				
	LAY JF / MIAO M (AUS)	0	*-0	0	-*1	3	*-4	5	-*6	7	*-8	9				
4	HO Y / LYNE K (MAS)	0	-*0	1	*-2	4	-*6	7	*-8	9	-*9	11				
	LAY JF / MIAO M (AUS)	*-0	2	-*3	4	*-4	4	-*5	6	*-7	9	9				

NOTES

"*-." denotes first player of pair is server, "-*" denotes second player of pair is server. The "Greatest deficit overcome" only applies when the pair ends up winning the game.

LEGEND

No. Number
WD Women's Doubles
*- First player of pair is server
-* Second player of pair is server



Match Results

BATRA Manika (IND) 3-1 HO Tin-Tin (ENG)
DAS Mouma TSAPTSINOS Maria

Game Summary		Match	Game 1	Game 2	Game 3	Game 4	Game 5
BATRA Manika / DAS M	IND	3	12	11	11	11	
HO Tin-Tin / TSAPTSINOS M	ENG	1	14	3	7	6	
Duration:		28min	8min	4min	7min	6min	

Match No.: WD28 Table: 3

Umpires: BOYTON Graham (AUS) MILLER Samuel (AUS)

Player Statistics	BATRA M / DAS M (IND)					Match	HO TT / TSAPTSINOS M (ENG)					Match
	Game						Game					
	1	2	3	4	5		1	2	3	4	5	
Points won	12	11	11	11		45	14	3	7	6		30
Biggest lead	4	8	4	5		8	2	1	1	-		2
Points won on own serve	6	5	5	6		22	7	2	2	4		15
Points lost on own serve	7	1	5	2		15	6	6	6	5		23
Most consecutive points won	4	6	5	3		6	4	2	5	2		5
Greatest deficit overcome	-	1	1	-		1	4	-	-	-		4
Handedness/Grip	Right/ - Right/						Right/ - Right/					

Game/Match Statistics	Game				Match
	1	2	3	4	
Longest rally (strokes)	10	9	8	7	10
Average rally	5	4	5	4	5

Game Progress

1	BATRA M / DAS M (IND)	-*0	2	*-2	4	-*6	6	*-7	7	-*8	10	*-10	10	*-11	11	*-12	12	12
	HO TT / TSAPTSINOS M (ENG)	0	*-0	2	*-2	2	*-4	5	-*7	8	*-8	10	*-11	11	*-12	12	-*13	14
2	BATRA M / DAS M (IND)	0	*-1	3	*-5	6	-*7	9	11									
	HO TT / TSAPTSINOS M (ENG)	*-0	1	-*1	1	*-2	3	-*3	3									
3	BATRA M / DAS M (IND)	-*0	1	*-3	4	-*6	6	*-6	7	-*9	11							
	HO TT / TSAPTSINOS M (ENG)	0	*-1	1	-*2	2	*-4	6	-*7	7	7							
4	BATRA M / DAS M (IND)	0	*-1	3	-*4	5	*-6	8	-*9	10	11							
	HO TT / TSAPTSINOS M (ENG)	-*0	1	*-1	2	-*3	4	*-4	5	-*6	6							

NOTES

"*-." denotes first player of pair is server, "-*" denotes second player of pair is server. The "Greatest deficit overcome" only applies when the pair ends up winning the game.

LEGEND

No. Number WD Women's Doubles *- First player of pair is server
-* Second player of pair is server



Match Results

FENG Tianwei (SGP) 3-0 MUKHERJEE Sutirtha (IND)
YU Mengyu SAHASRABUDHE Pooja

Game Summary		Match	Game 1	Game 2	Game 3	Game 4	Game 5
FENG Tianwei / YU M	SGP	3	11	11	11		
MUKHERJEE Sutirtha / SAHASRABUDHE P	IND	0	5	7	5		
Duration:		19min	5min	6min	6min		

Match No.: WD29 Table: 1

Umpires: ALMASI William (AUS) McNEILL Jock (AUS)

Player Statistics	FENG T / YU M (SGP)					Match	MUKHERJEE S / SAHASRABUDHE P (IND)					Match
	Game						Game					
	1	2	3	4	5		1	2	3	4	5	
Points won	11	11	11			33	5	7	5			17
Biggest lead	6	4	6			6	1	-	-			1
Points won on own serve	5	4	6			15	2	3	3			8
Points lost on own serve	3	4	2			9	6	7	5			18
Most consecutive points won	3	4	5			5	1	4	2			4
Greatest deficit overcome	1	-	-			1	-	-	-			-
Handedness/Grip	/ - /						Right/ - Right/					

Game/Match Statistics	Game					Match
	1	2	3	4	5	
Longest rally (strokes)	8	7	10			10
Average rally	4	4	5			4

Game Progress

1	FENG T / YU M (SGP)	-*0	1	*-3	4	-*5	7	*-8	9	11	
	MUKHERJEE S / SAHASRABUDHE P (IND)	0	*-1	1	*-2	3	*-3	4	*-5	5	
2	FENG T / YU M (SGP)	0	*-2	4	*-4	4	*-6	8	*-9	9	11
	MUKHERJEE S / SAHASRABUDHE P (IND)	*-0	0	*-0	2	*-4	4	*-4	5	*-7	7
3	FENG T / YU M (SGP)	-*0	2	*-3	4	-*5	6	*-7	9	11	
	MUKHERJEE S / SAHASRABUDHE P (IND)	0	*-0	1	*-2	3	*-4	5	*-5	5	

NOTES

"*-." denotes first player of pair is server, "-*" denotes second player of pair is server. The "Greatest deficit overcome" only applies when the pair ends up winning the game.

LEGEND

No. Number
WD Women's Doubles
*- First player of pair is server
-* Second player of pair is server



Match Results

BATRA Manika (IND) 3-0 HO Ying (MAS)
DAS Mouma LYNE Karen

Game Summary		Match	Game 1	Game 2	Game 3	Game 4	Game 5
BATRA Manika / DAS M	IND	3	11	11	11		
HO Ying / LYNE K	MAS	0	4	6	5		
Duration:		19min	5min	7min	5min		

Match No.: WD30 Table: 2

Umpires: ROKSANDIC Zark (AUS) MARTIN Andrew (AUS)

Player Statistics	BATRA M / DAS M (IND)					Match	HO Y / LYNE K (MAS)					Match
	Game						Game					
	1	2	3	4	5		1	2	3	4	5	
Points won	11	11	11			33	4	6	5			15
Biggest lead	7	5	6			7	-	3	1			3
Points won on own serve	5	5	8			18	2	2	4			8
Points lost on own serve	2	4	0			6	6	6	3			15
Most consecutive points won	4	8	3			8	1	3	2			3
Greatest deficit overcome	-	3	1			3	-	-	-			-
Handedness/Grip	Right/ - Right/						Right/ - Left/					

Game/Match Statistics	Game					Match
	1	2	3	4	5	
Longest rally (strokes)	10	9	8			10
Average rally	4	4	4			4

Game Progress

1	BATRA M / DAS M (IND)	0	*2	4	*5	6	*8	9	*10	11	
	HO Y / LYNE K (MAS)	*0	0	*0	1	*2	2	*3	4	4	
2	BATRA M / DAS M (IND)	*0	0	*2	3	*3	4	*6	8	*10	11
	HO Y / LYNE K (MAS)	0	*2	2	*3	5	*6	6	*6	6	6
3	BATRA M / DAS M (IND)	0	*1	3	*3	5	*6	8	*9	11	
	HO Y / LYNE K (MAS)	0	1	*1	3	*3	4	*4	5	5	

NOTES

"*-." denotes first player of pair is server, "-*" denotes second player of pair is server. The "Greatest deficit overcome" only applies when the pair ends up winning the game.

LEGEND

No. Number **WD** Women's Doubles ***-** First player of pair is server
-* Second player of pair is server



Match Results

HO Ying (MAS) 3-1 MUKHERJEE Sutirtha (IND)
LYNE Karen SAHASRABUDHE Pooja

Game Summary		Match	Game 1	Game 2	Game 3	Game 4	Game 5
HO Ying / LYNE K	MAS	3	15	11	8	11	
MUKHERJEE Sutirtha / SAHASRABUDHE P	IND	1	13	7	11	7	
Duration:		40min	12min	7min	8min	9min	

Match No.: WD32 Table: 1

Umpires: WHITAKER Jonathan (SCO) MIKITA Darek (CAN)

Player Statistics	HO Y / LYNE K (MAS)					Match	MUKHERJEE S / SAHASRABUDHE P (IND)					Match
	Game						Game					
	1	2	3	4	5		1	2	3	4	5	
Points won	15	11	8	11		45	13	7	11	7		38
Biggest lead	2	4	1	5		5	3	2	3	-		3
Points won on own serve	9	5	5	7		26	8	2	7	4		21
Points lost on own serve	5	5	4	3		17	6	6	2	4		18
Most consecutive points won	3	2	3	5		5	3	2	3	3		3
Greatest deficit overcome	3	2	-	-		3	-	-	1	-		1
Handedness/Grip	Right/ - Left/						Right/ - Right/					

Game/Match Statistics	Game					Match
	1	2	3	4	5	
Longest rally (strokes)	9	8	7	9		9
Average rally	4	5	4	5		4

Game Progress

1	HO Y / LYNE K (MAS)	0	*-1	1	*-2	4	*-4	6	*-7	8	*-9	10	*-11	11	*-11	12	*-12	13
	MUKHERJEE S / SAHASRABUDHE P (IND)	-*0	1	*-3	4	*-4	6	*-6	7	*-8	9	*-10	10	*-11	12	*-12	13	*-13
			*-14	15														
			13	13														
2	HO Y / LYNE K (MAS)	-*0	0	*-2	3	*-4	6	*-7	8	*-10	11							
	MUKHERJEE S / SAHASRABUDHE P (IND)	0	*-2	2	*-3	4	*-4	5	*-6	6	7							
3	HO Y / LYNE K (MAS)	0	*-1	2	*-2	3	*-4	6	*-6	7	*-8	8						
	MUKHERJEE S / SAHASRABUDHE P (IND)	0	1	*-2	4	*-5	6	*-6	8	*-9	10	11						
4	HO Y / LYNE K (MAS)	*-0	2	*-4	5	*-5	7	*-8	9	*-10	11							
	MUKHERJEE S / SAHASRABUDHE P (IND)	0	*-0	0	*-1	3	*-3	4	*-5	6	7							

NOTES

"*-*" denotes first player of pair is server, "-*" denotes second player of pair is server. The "Greatest deficit overcome" only applies when the pair ends up winning the game.

LEGEND

No. Number
WD Women's Doubles
*- First player of pair is server
-* Second player of pair is server



Match Results

FENG Tianwei (SGP) 3-0 BATRA Manika (IND)
YU Mengyu DAS Mouma

Game Summary		Match	Game 1	Game 2	Game 3	Game 4	Game 5
FENG Tianwei / YU M	SGP	3	11	11	11		
BATRA Manika / DAS M	IND	0	5	4	5		
Duration:		19min	5min	5min	7min		

Match No.: WD31 Table: 1

Umpires: PINKEWICH Marie (AUS) PURCELL Tom (ENG)

Player Statistics	FENG T / YU M (SGP)					Match	BATRA M / DAS M (IND)					Match
	Game						Game					
	1	2	3	4	5		1	2	3	4	5	
Points won	11	11	11			33	5	4	5			14
Biggest lead	6	7	6			7	-	1	-			1
Points won on own serve	5	5	6			16	2	1	3			6
Points lost on own serve	3	3	2			8	6	6	5			17
Most consecutive points won	4	6	5			6	2	3	2			3
Greatest deficit overcome	-	1	-			1	-	-	-			-
Handedness/Grip	/ - /						Right/ - Right/					

Game/Match Statistics	Game					Match
	1	2	3	4	5	
Longest rally (strokes)	7	10	9			10
Average rally	4	5	5			5

Game Progress

1	FENG T / YU M (SGP)	0	*2	4	*5	6	*7	7	*9	11
	BATRA M / DAS M (IND)	*0	0	*0	1	*2	3	*5	5	5
2	FENG T / YU M (SGP)	*0	1	*3	5	*6	6	*8	10	11
	BATRA M / DAS M (IND)	0	*1	1	*1	2	*4	4	*4	4
3	FENG T / YU M (SGP)	0	*1	3	*5	6	*7	8	*9	11
	BATRA M / DAS M (IND)	*0	1	*1	1	*2	3	*4	5	5

NOTES

"*-." denotes first player of pair is server, "-*" denotes second player of pair is server. The "Greatest deficit overcome" only applies when the pair ends up winning the game.

LEGEND

No. Number **WD** Women's Doubles ***-** First player of pair is server
-* Second player of pair is server



Entry List by Event

REVISED
7 APR 17:43

As of SAT 7 APR 2018

CGA	Name	Date of Birth	
AUS - Australia	LAY Jian Fang	6 MAR 1973	
	YAN Xin	9 DEC 1988	
	HU Heming	21 MAR 1994	
	TAPPER Melissa	1 MAR 1990	
	MIAO Miao	14 JAN 1981	
	POWELL David	8 APR 1991	
	CARTER Trent	11 SEP 1989	
	FENG Tracy	23 MAR 1988	
	CAN - Canada	WANG Zhen	13 NOV 1985
		ZHANG Mo	17 JAN 1989
COTE Alicia		14 DEC 1999	
MEDJUGORAC Marko		2 MAY 1996	
BERNADET Antoine		5 SEP 1996	
YEUNG Justina		17 JUL 1999	
ENG - England	HO Tin-Tin	3 SEP 1998	
	PITCHFORD Liam	12 JUL 1993	
	PAYET Denise	6 JUL 2001	
	WALKER Samuel	7 MAY 1995	
	McBEATH David	15 MAR 1992	
	SIBLEY Kelly	21 MAY 1988	
	FIJ - Fiji	WU Vicky	8 APR 2005
YEE Grace		1 MAY 2002	
WING Philip		1 AUG 1995	
YEE Sally		10 APR 2001	
GHA - Ghana		ABREFA Derek	15 FEB 1992
	KWABI Cynthia	30 JUL 1993	
	BAAH-DANSO Celia	24 JUN 1992	
	SAM Bernard	2 MAY 1988	



Entry List by Event

REVISED
7 APR 17:43

As of SAT 7 APR 2018

CGA	Name	Date of Birth
GUY - Guyana	FRANKLIN Christopher	18 NOV 1984
	LOWE Trenace	10 MAR 1991
	BRYAN Nigel	18 JAN 1993
	CUMMINGS Natalie	13 APR 1989
	BRITTON Shemar	13 JUL 1998
	GREAVES Priscilla	19 JUN 1999
IND - India	ACHANTA Sharath	12 JUL 1982
	DAS Mouma	24 FEB 1984
	BATRA Manika	15 JUN 1995
	GNANASEKARAN Sathiyam	8 JAN 1993
	DESAI Harmeet	19 JUL 1993
	SAHASRABUDHE Pooja	13 SEP 1991
	PATKAR Madhurika	10 APR 1987
	SHETTY Sanil Shankar	16 AUG 1989
KEN - Kenya	MUTUA Brian Ndunda	22 MAY 1998
	THAKKAR Sejal	5 MAY 1975
MAS - Malaysia	MUHAMAD RIZAL Muhammad Ashraf Haiq.	11 JUN 1994
	TEE Ai Xin	1 JAN 2001
	HO Ying	9 MAY 1995
	LEONG Chee Feng	25 FEB 1998
	CHOONG Javen	3 FEB 2001
	LYNE Karen	2 AUG 2002
MRI - Mauritius	RAMASAWMY Sanjana Alix	21 AUG 1993
	YOGARAJAH Akhilen	20 MAR 1995
	CHAN YOOK FO Brian	10 MAY 1989
	KINOO Ruqayyah	21 MAY 1999
	HO WAN KAU Elodie	24 JUL 1998
	TAUCOORY Rhikesh	24 SEP 1987
PAK - Pakistan	KHAN Fatima	2 MAR 2001
	RAMEEZ Muhammad	19 MAR 1996
	ALI Hareem Anwar	8 MAR 2000
	KHAWAJA Fahad	4 APR 2000



Entry List by Event

REVISED
7 APR 17:43

As of SAT 7 APR 2018

CGA	Name	Date of Birth
SEY - Seychelles	BRISTOL Christy	24 DEC 1994
	SULTAN Godfrey	8 APR 1985
SGP - Singapore	GAO Ning	11 OCT 1982
	YU Mengyu	18 AUG 1989
	PANG Xue Jie	11 MAR 1993
	ZHOU Yihan	30 JAN 1994
	LIN Ye	1 FEB 1996
	POH Shao Feng Ethan	5 FEB 1999
	BEH Kun Ting	14 JUN 2001
	ZHANG Wanling	8 FEB 2000
SKN - Saint Kitts & Nevis	FREEMAN Angelisa	27 JUN 1995
	HODGE Shakquan	29 AUG 1998
SOL - Solomon Islands	NUOPULA Gary	13 DEC 1990
	SIFI Lalmah	28 FEB 1997
SRI - Sri Lanka	KAPUGEEKIYANA Hansani	23 MAY 2000
	RANASINGHA Imesh	7 OCT 1998
	MADURANGI Ishara	27 MAY 1990
	SIRISENA Rohan	1 JAN 1982
JAYASINGHA MUDIYANSELAGE Buwaneka	JAYASINGHA MUDIYANSELAGE Buwaneka	25 MAR 1983
	WARUSAWITHANA Erandi	6 JAN 1995
TAN - Tanzania	MWAISYULA Neema	1 AUG 1991
	TUMAINI Amoni	24 OCT 1994
	MTALASO Masoud	21 AUG 1990
	PAZI Fathiya	2 JUL 1995
TTO - Trinidad and Tobago	CHUNG Rheann	27 MAR 1985
	ST. LOUIS Dexter	21 MAR 1968
TUV - Tuvalu	KATEPU Brenda	5 JUL 2001
	VAEA Tulimanu	14 APR 2002
UGA - Uganda	NAMBOZO Halima	26 APR 1998
	NYAIKA Ronald	4 APR 1989



Entry List by Event

REVISED
7 APR 17:43

As of SAT 7 APR 2018

CGA	Name	Date of Birth
VAN - Vanuatu	LULU Anolyn	3 JAN 1979
	SHING Yoshua	20 JUN 1993
	LULU Ham	7 JUN 1988
	TOMMY Priscilla	23 MAY 1989

Women's entry Ishara MANNIKU BADU (SRI) name changed to Ishara MADURANG.
Men's entry Rohan MANAMENDRA GEDARA (SRI) name changed to Rohan SIRISENA.



Draw

Round of 64	Round of 32	Round of 16	Quarterfinals	Semifinals	Finals
GAO NING/YU MENG YU SGP	GAO NIN/YU MENG SGP				
BYE					
KHAWAJA FAHA/ALI HAREEM A PAK	11 APR 13:35 XD33				
BERNADE/YEUNG J 11 APR 9:30 XD2 CAN					
WING PHILIP/YEE SALLY FIJ		12 APR 11:15 XD49			
SAM BER/BAAH-DA 11 APR 9:30 XD3 GHA					
BYE					
YAN XIN/LAY JIAN FAN AUS	YAN XIN/LAY JIA AUS				
BRISTOL CHR/SULTAN GODFR SEY	BRISTOL/SULTAN SEY		13 APR 10:40 XD57		
BYE					
NUOPULA GARY/SIFI LALMAH SOL	11 APR 13:35 XD35				
PAYET D/WALKER 11 APR 9:30 XD6 ENG					
KAPUGEEKIYAN/RANASINGHA I SRI		12 APR 11:15 XD50			
CHOONG /LYNE KA 11 APR 9:30 XD7 MAS					
BYE					
SAHASRA/DESAI H IND	SAHASRA/DESAI H IND				
WANG ZHEN/ZHANG MO CAN	WANG ZH/ZHANG M CAN			14 APR 9:30 XD61	
BYE					
NAMBOZO HALI/NYAIKA RONAL UGA	11 APR 13:35 XD37				
POWELL /MIAO MI 11 APR 9:30 XD10 AUS					
LULU HAM/TOMMY PRISCI VAN		12 APR 11:15 XD51			
BRITTON/GREAVES 11 APR 9:30 XD11 GUY					
BYE					
POH SHAO FEN/LIN YE SGP	POH SHA/LIN YE SGP				
MCBEATH DAVI/SIBLEY KELLY ENG	MCBEATH/SIBLEY ENG		13 APR 10:40 XD58		
BYE					
RAMASAWMY SAY/OGARAJAH AK MRI	11 APR 13:35 XD39				
MUHAMAD/TEE AI 11 APR 9:30 XD14 MAS					
SIRISENA ROHMADURANGI IS SRI		12 APR 11:15 XD52			
MTALASO/PAZI FA 11 APR 9:30 XD15 TAN					
BYE					
ACHANTA/DAS MOU IND	ACHANTA/DAS MOU IND				
HO TIN-TIN/PITCHFORD LI ENG	HO TIN-/PITCHFO ENG				15 APR 10:15 XD63
BYE					
KATEPU BREND/VAEA TULIMAN TUV	11 APR 16:30 XD41				
BEH KUN/ZHANG W 11 APR 10:05 XD18 SGP					
FRANKLIN CHR/LOWE TRENACE GUY	FRANKLI/LOWE TR GUY		12 APR 11:50 XD53		
BYE					
BYE					
CARTER /FENG TR AUS	CARTER /FENG TR AUS				
WU VICKY/YEE GRACE FIJ	WU VICKY/EE GRA FIJ		13 APR 10:40 XD59		
BYE					
HO WAN KAU E/TAU/COORY RHI MRI	11 APR 16:30 XD43				
RAMEEZ /KHAN FA 11 APR 10:05 XD22 PAK					
JAYASINGHA M/WARUSAWITHAN SRI		12 APR 11:50 XD54			
MUTUA B/THAKKAR 11 APR 10:05 XD23 KEN					
BYE					
SHETTY /PATKAR IND	SHETTY /PATKAR IND				
PANG XUE JIE/ZHOU YIHAN SGP	PANG XU/ZHOU YI SGP			14 APR 10:05 XD62	
BYE					
CHUNG RHEANN/ST. LOUIS DE TTO	11 APR 16:30 XD45				
BRYAN N/CUMMING 11 APR 10:05 XD26 GUY					
LULU ANOLYN/SHING YOSHUA VAN		12 APR 11:50 XD55			
MW/AISYU/TUMAINI 11 APR 10:05 XD27 TAN					
BYE					
HU HEMI/TAPPER AUS	HU HEMI/TAPPER AUS				
COTE ALICIA/MEDJUGORAC M CAN	COTE AL/MEDJUGO CAN		13 APR 10:40 XD60		
BYE					
CHAN YOON FO/KINOO RUQAYY MRI	11 APR 16:30 XD47				
ABREFA /KWABI C 11 APR 10:05 XD30 GHA					
HO YING/LEONG CHEE F MAS		12 APR 11:50 XD56			
FREEMAN/HODGE S 11 APR 10:05 XD31 SKN					
BYE					
GANASE/BATRA M IND	GNANASE/BATRA M IND			15 APR 9:30 XD64	
BYE					



Match Results

BERNADET Antoine (CAN) 3-0 KHAWAJA Fahad (PAK)
YEUNG Justina ALI Hareem Anwar

Game Summary		Match	Game 1	Game 2	Game 3	Game 4	Game 5
BERNADET Antoine / YEUNG J	CAN	3	11	11	11		
KHAWAJA Fahad / ALI HA	PAK	0	7	6	6		
Duration:		14min	4min	4min	4min		

Match No.: XD2 Table: 3

Umpires: ROBERTS Averil (AUS) CHAN Kameron (AUS)

Player Statistics	BERNADET A / YEUNG J (CAN)					Match	KHAWAJA F / ALI HA (PAK)					Match
	Game						Game					
	1	2	3	4	5		1	2	3	4	5	
Points won	11	11	11			33	7	6	6			19
Biggest lead	6	5	5			6	1	2	-			2
Points won on own serve	4	6	7			17	3	3	5			11
Points lost on own serve	4	3	1			8	7	5	4			16
Most consecutive points won	6	7	3			7	3	2	2			3
Greatest deficit overcome	1	2	-			2	-	-	-			-
Handedness/Grip	Right/ - Right/						Right/ - Right/					

Game/Match Statistics	Game					Match
	1	2	3	4	5	
Longest rally (strokes)	8	9	8			9
Average rally	3	4	4			3

Game Progress

1	BERNADET A / YEUNG J (CAN)	0	*-1	3	*-5	6	*-7	8	*-10	10	11
	KHAWAJA F / ALI HA (PAK)	*-0	1	*-1	1	*-2	3	*-4	4	*-6	7
2	BERNADET A / YEUNG J (CAN)	*-0	1	*-1	3	*-4	4	*-6	8	*-10	11
	KHAWAJA F / ALI HA (PAK)	0	*-1	3	*-3	4	*-6	6	*-6	6	6
3	BERNADET A / YEUNG J (CAN)	0	*-2	3	*-4	6	*-6	8	*-8	10	11
	KHAWAJA F / ALI HA (PAK)	*-0	0	*-1	2	*-2	4	*-4	6	*-6	6

NOTES

"*-." denotes first player of pair is server, "-*" denotes second player of pair is server. The "Greatest deficit overcome" only applies when the pair ends up winning the game.

LEGEND

No. Number **XD** Mixed Doubles *- First player of pair is server
 -* Second player of pair is server



Match Results

SAM Bernard (GHA) 3-0 WING Philip (FIJ)
BAAH-DANSO Celia YEE Sally

Game Summary		Match	Game 1	Game 2	Game 3	Game 4	Game 5
SAM Bernard / BAAH-DANSO C	GHA	3	11	11	13		
WING Philip / YEE S	FIJ	0	6	3	11		
Duration:		16min	4min	4min	6min		

Match No.: XD3 Table: 4

Umpires: ROKSANDIC Zark (AUS) McMULLAN John (AUS)

Player Statistics	SAM B / BAAH-DANSO C (GHA)					Match	WING P / YEE S (FIJ)					Match
	Game						Game					
	1	2	3	4	5		1	2	3	4	5	
Points won	11	11	13			35	6	3	11			20
Biggest lead	5	8	2			8	-	-	2			2
Points won on own serve	7	3	5			15	4	0	4			8
Points lost on own serve	2	3	7			12	4	8	8			20
Most consecutive points won	4	4	3			4	2	1	3			3
Greatest deficit overcome	-	-	2			2	-	-	-			-
Handedness/Grip	/ - /						Right/ - Right/					

Game/Match Statistics	Game					Match
	1	2	3	4	5	
Longest rally (strokes)	7	9	8			9
Average rally	4	3	3			3

Game Progress

1	SAM B / BAAH-DANSO C (GHA)	-*0	2	*-3	4	-*5	7	*-8	9	-*10	11					
	WING P / YEE S (FIJ)	0	-*0	1	*-2	3	-*3	4	*-5	6	6					
2	SAM B / BAAH-DANSO C (GHA)	0	*-2	3	*-5	6	*-8	9	11							
	WING P / YEE S (FIJ)	*-0	0	-*1	1	*-2	2	-*3	3							
3	SAM B / BAAH-DANSO C (GHA)	-*0	1	*-2	3	-*4	4	*-6	7	-*8	8	*-10	11	-*11	12	13
	WING P / YEE S (FIJ)	0	-*1	2	*-3	4	-*6	6	*-7	8	-*10	10	*-10	11	-*11	11

NOTES

"*-." denotes first player of pair is server, "-*" denotes second player of pair is server. The "Greatest deficit overcome" only applies when the pair ends up winning the game.

LEGEND

No. Number XD Mixed Doubles *- First player of pair is server
-* Second player of pair is server



Match Results

PAYET Denise (ENG) 3-0 NUOPULA Gary (SOL)
WALKER Samuel SIFI Lalmah

Game Summary		Match	Game 1	Game 2	Game 3	Game 4	Game 5
PAYET Denise / WALKER S	ENG	3	11	11	11		
NUOPULA Gary / SIFI L	SOL	0	6	3	0		
Duration:		13min	5min	4min	3min		

Match No.: XD6 Table: 5

Umpires: PINKEWICH Marie (AUS) LAZELL Peter (AUS)

Player Statistics	PAYET D / WALKER S (ENG)					Match	NUOPULA G / SIFI L (SOL)					Match
	Game						Game					
	1	2	3	4	5		1	2	3	4	5	
Points won	11	11	11			33	6	3	0			9
Biggest lead	5	9	11			11	2	-	-			2
Points won on own serve	5	6	5			16	3	1	0			4
Points lost on own serve	3	2	0			5	6	5	6			17
Most consecutive points won	4	9	11			11	2	2	0			2
Greatest deficit overcome	2	-	-			2	-	-	-			-
Handedness/Grip	Right/ - Right/						Right/ - Right/					

Game/Match Statistics	Game					Match
	1	2	3	4	5	
Longest rally (strokes)	8	4	4			8
Average rally	3	2	3			3

Game Progress

1	PAYET D / WALKER S (ENG)	0	0	1	3	4	6	7	8	10	11
	NUOPULA G / SIFI L (SOL)	0	2	3	3	4	4	5	6	6	6
2	PAYET D / WALKER S (ENG)	0	1	3	5	7	9	10	11		
	NUOPULA G / SIFI L (SOL)	0	1	1	1	1	1	2	3		
3	PAYET D / WALKER S (ENG)	0	2	4	6	8	10	11			
	NUOPULA G / SIFI L (SOL)	0	0	0	0	0	0	0			

NOTES

"*-." denotes first player of pair is server, "-*" denotes second player of pair is server. The "Greatest deficit overcome" only applies when the pair ends up winning the game.

LEGEND

No. Number XD Mixed Doubles *- First player of pair is server
-* Second player of pair is server



Match Results

CHOONG Javen (MAS) 3-0 KAPUGEEKIYANA Hansani (SRI)
LYNE Karen RANASINGHA Imesh

Game Summary		Match	Game 1	Game 2	Game 3	Game 4	Game 5
CHOONG Javen / LYNE K	MAS	3	12	11	13		
KAPUGEEKIYANA Hansani / RANASINGHA I	SRI	0	10	2	11		
Duration:		19min	6min	3min	8min		

Match No.: XD7 Table: 2

Umpires: WILLIAMS Jackie (WAL) ANS Erica (CAN)

Player Statistics	CHOONG J / LYNE K (MAS)					Match	KAPUGEEKIYANA H / RANASINGHA I (SRI)					Match
	Game						Game					
	1	2	3	4	5		1	2	3	4	5	
Points won	12	11	13			36	10	2	11			23
Biggest lead	2	9	2			9	3	-	2			3
Points won on own serve	7	6	9			22	6	1	8			15
Points lost on own serve	4	1	3			8	5	5	4			14
Most consecutive points won	3	6	4			6	2	1	2			2
Greatest deficit overcome	3	-	2			3	-	-	-			-
Handedness/Grip	Right/ - Left/						/ - /					

Game/Match Statistics	Game					Match
	1	2	3	4	5	
Longest rally (strokes)	8	5	6			8
Average rally	3	3	4			3

Game Progress

1	CHOONG J / LYNE K (MAS)	0	*0	1	*2	3	*4	5	*6	8	*9	10	*11	12		
	KAPUGEEKIYANA H / RANASINGHA I (SRI)	*0	2	*3	4	*5	6	*7	8	*8	9	*10	10	10		
2	CHOONG J / LYNE K (MAS)	*0	2	*4	5	*6	8	*10	11							
	KAPUGEEKIYANA H / RANASINGHA I (SRI)	0	*0	0	*1	2	*2	2	2							
3	CHOONG J / LYNE K (MAS)	0	*0	2	*2	3	*5	7	*7	9	*9	10	*11	11	*12	13
	KAPUGEEKIYANA H / RANASINGHA I (SRI)	*0	2	*2	4	*5	5	*5	7	*7	9	*10	10	*11	11	11

NOTES

"*-." denotes first player of pair is server, "-*" denotes second player of pair is server. The "Greatest deficit overcome" only applies when the pair ends up winning the game.

LEGEND

No. Number XD Mixed Doubles *- First player of pair is server
-* Second player of pair is server



Match Results

POWELL David (AUS) 3-0 NAMBOZO Halima (UGA)
MIAO Miao NYAIKA Ronald

Game Summary		Match	Game 1	Game 2	Game 3	Game 4	Game 5
POWELL David / MIAO M	AUS	3	11	11	11		
NAMBOZO Halima / NYAIKA R	UGA	0	6	4	6		
Duration:		15min	5min	4min	5min		

Match No.: XD10 Table: 1

Umpires: MEHRA Vipin (IND) SAMAL Jiban (IND)

Player Statistics	POWELL D / MIAO M (AUS)					Match	NAMBOZO H / NYAIKA R (UGA)					Match
	Game						Game					
	1	2	3	4	5		1	2	3	4	5	
Points won	11	11	11			33	6	4	6			16
Biggest lead	6	7	5			7	-	-	1			1
Points won on own serve	3	7	6			16	1	3	4			8
Points lost on own serve	5	1	2			8	8	4	5			17
Most consecutive points won	3	4	4			4	3	2	3			3
Greatest deficit overcome	-	-	1			1	-	-	-			-
Handedness/Grip	Right/ - Right/						/ - /					

Game/Match Statistics	Game					Match
	1	2	3	4	5	
Longest rally (strokes)	8	5	6			8
Average rally	3	2	3			3

Game Progress

1	POWELL D / MIAO M (AUS)	0	0	-*2	3	*-5	6	-*8	8	*-9	10	11
	NAMBOZO H / NYAIKA R (UGA)	*-0	0	-*1	1	*-2	2	-*4	5	*-6		6
2	POWELL D / MIAO M (AUS)	-*0	2	*-3	4	-*5	7	*-8	10	11		
	NAMBOZO H / NYAIKA R (UGA)	0	*-0	1	-*2	3	*-3	4	-*4	4		
3	POWELL D / MIAO M (AUS)	0	-*1	3	*-4	6	-*6	7	*-9	10	11	
	NAMBOZO H / NYAIKA R (UGA)	*-0	1	-*1	2	*-2	4	-*5	5	*-6	6	

NOTES

"*-." denotes first player of pair is server, "-*" denotes second player of pair is server. The "Greatest deficit overcome" only applies when the pair ends up winning the game.

LEGEND

No. Number XD Mixed Doubles *- First player of pair is server
-* Second player of pair is server



Match Results

BRITTON Shemar (GUY) 3-0 LULU Ham (VAN)
GREAVES Priscilla TOMMY Priscilla

Game Summary		Match	Game 1	Game 2	Game 3	Game 4	Game 5
BRITTON Shemar / GREAVES P	GUY	3	11	11	11		
LULU Ham / TOMMY P	VAN	0	5	6	6		
Duration:		14min	4min	4min	5min		

Match No.: XD11 Table: 6

Umpires: ABDULLAH Diana (MAS) LIM Lim Ee Koon (MAS)

Player Statistics	BRITTON S / GREAVES P (GUY)					Match	LULU H / TOMMY P (VAN)					Match
	Game						Game					
	1	2	3	4	5		1	2	3	4	5	
Points won	11	11	11			33	5	6	6			17
Biggest lead	6	5	5			6	-	-	1			1
Points won on own serve	6	5	5			16	3	3	2			8
Points lost on own serve	2	3	4			9	5	6	6			17
Most consecutive points won	5	5	4			5	2	3	3			3
Greatest deficit overcome	-	-	1			1	-	-	-			-
Handedness/Grip	Left/ - Right/						Right/ - Right/					

Game/Match Statistics	Game					Match
	1	2	3	4	5	
Longest rally (strokes)	5	7	9			9
Average rally	3	4	4			4

Game Progress

1	BRITTON S / GREAVES P (GUY)	-*0	2	*-2	4	-*6	7	*-8	9	11	
	LULU H / TOMMY P (VAN)	0	*-0	2	-*2	2	*-3	4	-*5	5	
2	BRITTON S / GREAVES P (GUY)	0	-*1	3	*-4	5	-*6	6	*-8	10	11
	LULU H / TOMMY P (VAN)	*-0	1	-*1	2	*-3	4	-*6	6	*-6	6
3	BRITTON S / GREAVES P (GUY)	-*0	2	*-3	3	-*4	5	*-7	8	-*10	11
	LULU H / TOMMY P (VAN)	0	*-0	1	-*3	4	*-5	5	-*6	6	6

NOTES

"*-." denotes first player of pair is server, "-*" denotes second player of pair is server. The "Greatest deficit overcome" only applies when the pair ends up winning the game.

LEGEND

No. Number
 XD Mixed Doubles
 *- First player of pair is server
 -* Second player of pair is server



Match Results

MUHAMAD RIZAL Muhammad Ashraf Haiq. (MAS) 3-0 **RAMASAWMY Sanjana Alix (MRI)**
TEE Ai Xin **YOGARAJAH Akhilen**

Game Summary		Match	Game 1	Game 2	Game 3	Game 4	Game 5
MUHAMAD RIZAL MAH / TEE AX	MAS	3	11	11	11		
RAMASAWMY Sanjana Alix / YOGARAJAH A	MRI	0	6	6	8		
Duration:		17min	5min	5min	6min		

Match No.: XD14 Table: 7

Umpires: WHITAKER Jonathan (SCO) ARINYE Cecilia (NGR)

Player Statistics	MUHAMAD RIZAL MAH / TEE AX (MAS)					Match	RAMASAWMY SA / YOGARAJAH A (MRI)					Match
	Game						Game					
	1	2	3	4	5		1	2	3	4	5	
Points won	11	11	11			33	6	6	8			20
Biggest lead	5	7	3			7	-	-	1			1
Points won on own serve	4	7	7			18	2	4	6			12
Points lost on own serve	4	2	2			8	7	4	4			15
Most consecutive points won	4	6	3			6	4	3	2			4
Greatest deficit overcome	-	-	1			1	-	-	-			-
Handedness/Grip	Right/ - Right/						Right/ - Right/					

Game/Match Statistics	Game					Match
	1	2	3	4	5	
Longest rally (strokes)	7	5	4			7
Average rally	3	3	3			3

Game Progress

1	MUHAMAD RIZAL MAH / TEE AX (MAS)	0	*-2	4	*-4	4	*-6	7	*-9	10	11	
	RAMASAWMY SA / YOGARAJAH A (MRI)	*-0	0	*-0	2	*-4	4	*-5	5	*-6	6	
2	MUHAMAD RIZAL MAH / TEE AX (MAS)	*-0	1	*-2	4	*-6	8	*-9	10	*-10	11	
	RAMASAWMY SA / YOGARAJAH A (MRI)	0	*-1	2	*-2	2	*-2	3	*-4	6	6	
3	MUHAMAD RIZAL MAH / TEE AX (MAS)	0	*-1	2	*-3	4	*-5	7	*-7	9	*-10	11
	RAMASAWMY SA / YOGARAJAH A (MRI)	*-0	1	*-2	3	*-4	5	*-5	7	*-7	8	8

NOTES

"*-." denotes first player of pair is server, "-*" denotes second player of pair is server. The "Greatest deficit overcome" only applies when the pair ends up winning the game.

LEGEND

No. Number XD Mixed Doubles *- First player of pair is server
*- Second player of pair is server



Match Results

SIRISENA Rohan (SRI) 3-1 MTALASO Masoud (TAN)
MADURANGI Ishara PAZI Fathiya

Game Summary		Match	Game 1	Game 2	Game 3	Game 4	Game 5
SIRISENA Rohan / MADURANGI I	SRI	3	9	11	11	11	
MTALASO Masoud / PAZI F	TAN	1	11	4	9	4	
Duration:		19min	5min	3min	5min	4min	

Match No.: XD15 Table: 8

Umpires: BOYTON Graham (AUS) MILLER Samuel (AUS)

Player Statistics	SIRISENA R / MADURANGI I (SRI)					Match	MTALASO M / PAZI F (TAN)					Match
	Game						Game					
	1	2	3	4	5		1	2	3	4	5	
Points won	9	11	11	11		42	11	4	9	4		28
Biggest lead	2	7	3	7		7	3	-	1	-		3
Points won on own serve	4	6	7	7		24	5	2	6	3		16
Points lost on own serve	6	2	3	1		12	5	5	4	4		18
Most consecutive points won	3	7	3	4		7	3	1	2	2		3
Greatest deficit overcome	-	-	1	-		1	2	-	-	-		2
Handedness/Grip	/ - /						/ - /					

Game/Match Statistics	Game					Match
	1	2	3	4	5	
Longest rally (strokes)	6	4	6	5		6
Average rally	4	3	3	3		3

Game Progress

1	SIRISENA R / MADURANGI I (SRI)	0	*-1	2	*-4	4	*-5	6	*-6	7	*-8	9
	MTALASO M / PAZI F (TAN)	*-0	1	*-2	2	*-4	5	*-6	8	*-9	10	11
2	SIRISENA R / MADURANGI I (SRI)	*-0	2	*-4	6	*-7	8	*-9	10	11		
	MTALASO M / PAZI F (TAN)	0	*-0	0	*-0	1	*-2	3	*-4	4		
3	SIRISENA R / MADURANGI I (SRI)	0	*-1	3	*-3	5	*-6	7	*-8	9	*-10	11
	MTALASO M / PAZI F (TAN)	*-0	1	*-1	3	*-3	4	*-5	6	*-7	8	9
4	SIRISENA R / MADURANGI I (SRI)	*-0	2	*-2	4	*-5	7	*-9	10	11		
	MTALASO M / PAZI F (TAN)	0	*-0	2	*-2	3	*-3	3	*-4	4		

NOTES

"*-." denotes first player of pair is server, "-*" denotes second player of pair is server. The "Greatest deficit overcome" only applies when the pair ends up winning the game.

LEGEND

No. Number XD Mixed Doubles *- First player of pair is server
*- Second player of pair is server



Match Results

BEH Kun Ting (SGP) 3-0 KATEPU Brenda (TUV)
ZHANG Wanling VAEA Tulimanu

Game Summary		Match	Game 1	Game 2	Game 3	Game 4	Game 5
BEH Kun Ting / ZHANG W	SGP	3	11	11	11		
KATEPU Brenda / VAEA T	TUV	0	2	2	3		
Duration:		10min	3min	3min	3min		

Match No.: XD18 Table: 3

Umpires: PATANE Mark (AUS) DINSEY Greg (AUS)

Player Statistics	BEH KT / ZHANG W (SGP)					Match	KATEPU B / VAEA T (TUV)					Match
	Game						Game					
	1	2	3	4	5		1	2	3	4	5	
Points won	11	11	11			33	2	2	3			7
Biggest lead	9	9	8			9	-	1	-			1
Points won on own serve	5	5	5			15	1	0	2			3
Points lost on own serve	1	2	1			4	6	6	6			18
Most consecutive points won	9	8	4			9	1	1	1			1
Greatest deficit overcome	-	1	-			1	-	-	-			-
Handedness/Grip	/ - /						Right/ - Right/					

Game/Match Statistics	Game					Match
	1	2	3	4	5	
Longest rally (strokes)	6	6	5			6
Average rally	3	3	3			3

Game Progress

1	BEH KT / ZHANG W (SGP)	0	*-2	4	*-6	8	*-9	10	11
	KATEPU B / VAEA T (TUV)	-*0	0	*-0	0	-*0	1	*-2	2
2	BEH KT / ZHANG W (SGP)	*-0	1	*-3	4	*-6	8	*-10	11
	KATEPU B / VAEA T (TUV)	0	*-1	1	*-2	2	*-2	2	2
3	BEH KT / ZHANG W (SGP)	0	*-1	3	*-4	6	*-8	9	11
	KATEPU B / VAEA T (TUV)	*-0	1	*-1	2	*-2	2	*-3	3

NOTES

"*-." denotes first player of pair is server, "-*" denotes second player of pair is server. The "Greatest deficit overcome" only applies when the pair ends up winning the game.

LEGEND

No. Number XD Mixed Doubles *- First player of pair is server
-* Second player of pair is server



Match Results

HO WAN KAU Elodie (MRI) 3-0 RAMEEZ Muhammad (PAK)
TAUCOORY Rhikesh KHAN Fatima

Game Summary		Match	Game 1	Game 2	Game 3	Game 4	Game 5
HO WAN KAU Elodie / TAUCOORY	MRI	3	11	11	11		
RAMEEZ Muhammad / KHAN F	PAK	0	4	9	7		
Duration:		17min	4min	6min	6min		

Match No.: XD22 Table: 2

Umpires: PURCELL Tom (ENG) JUTLE Harry (ENG)

Player Statistics	HO WAN KAU E / TAUCOORY R (MRI)					Match	RAMEEZ M / KHAN F (PAK)					Match
	Game						Game					
	1	2	3	4	5		1	2	3	4	5	
Points won	11	11	11			33	4	9	7			20
Biggest lead	7	2	5			7	-	1	-			1
Points won on own serve	5	5	3			13	2	4	2			8
Points lost on own serve	2	5	5			12	6	6	7			19
Most consecutive points won	4	3	4			4	1	3	2			3
Greatest deficit overcome	-	1	-			1	-	-	-			-
Handedness/Grip	Left/ - Right/						Right/ - Right/					

Game/Match Statistics	Game					Match
	1	2	3	4	5	
Longest rally (strokes)	9	6	8			9
Average rally	3	3	3			3

Game Progress

1	HO WAN KAU E / TAUCOORY R (MRI)	0	*-2	4	*-5	6	*-8	9	*-10	11		
	RAMEEZ M / KHAN F (PAK)	-*0	0	*-0	1	-*2	2	*-3	4	4		
2	HO WAN KAU E / TAUCOORY R (MRI)	*-0	1	*-2	4	*-5	5	*-6	7	*-8	9	11
	RAMEEZ M / KHAN F (PAK)	0	*-1	2	*-2	3	*-5	6	*-7	8	*-9	9
3	HO WAN KAU E / TAUCOORY R (MRI)	0	*-2	2	*-4	5	*-6	7	*-9	10	11	
	RAMEEZ M / KHAN F (PAK)	0	0	*-2	2	*-3	4	*-5	5	*-6	7	

NOTES

"*-." denotes first player of pair is server, "-*" denotes second player of pair is server. The "Greatest deficit overcome" only applies when the pair ends up winning the game.

LEGEND

No. Number
 XD Mixed Doubles
 *- First player of pair is server
 -* Second player of pair is server



Match Results

JAYASINGHA MUDIYANSELAGE Buwaneka (SRI) 3-2 MUTUA Brian Ndunda (KEN)
WARUSAWITHANA Erandi THAKKAR Sejal

Game Summary		Match	Game 1	Game 2	Game 3	Game 4	Game 5
JAYASINGHA MUDIYA. / WARUSAWITHANA E	SRI	3	12	9	11	7	11
MUTUA Brian Ndunda / THAKKAR S	KEN	2	10	11	2	11	9
Duration:		30min	6min	6min	3min	4min	8min

Match No.: XD23 Table: 4

Umpires: FOOTE Ben (GGY) WONG Teck Yun (MAS)

Player Statistics	JAYASINGHA MUDIYA. / WARUSAWITHANA E (SRI)						MUTUA BN / THAKKAR S (KEN)					
	Game					Match	Game					Match
	1	2	3	4	5		1	2	3	4	5	
Points won	12	9	11	7	11	50	10	11	2	11	9	43
Biggest lead	4	5	9	1	2	9	1	2	1	6	4	6
Points won on own serve	6	5	5	4	7	27	5	6	0	5	6	22
Points lost on own serve	5	5	1	6	3	20	6	4	6	3	4	23
Most consecutive points won	5	3	6	3	5	6	5	5	1	4	3	5
Greatest deficit overcome	1	-	1	-	4	4	-	5	-	1	-	5
Handedness/Grip	/ - /						/ - /					

Game/Match Statistics	Game					Match
	1	2	3	4	5	
Longest rally (strokes)	7	8	6	7	8	8
Average rally	3	3	4	3	4	3

Game Progress

1	JAYASINGHA MUDIYA. / WARUSAWITHANA E (SRI)	0	*-1	3	*-5	5	*-6	8	*-8	8	*-9	10	*-11	12
	MUTUA BN / THAKKAR S (KEN)	-*0	1	*-1	1	-*3	4	*-4	6	-*8	9	*-10	10	10
2	JAYASINGHA MUDIYA. / WARUSAWITHANA E (SRI)	-*0	2	*-3	5	*-6	7	*-8	8	*-9	9	9		
	MUTUA BN / THAKKAR S (KEN)	0	-*0	1	*-1	2	*-3	4	*-6	7	*-9	11		
3	JAYASINGHA MUDIYA. / WARUSAWITHANA E (SRI)	0	*-1	3	*-5	6	*-8	10	11					
	MUTUA BN / THAKKAR S (KEN)	0	1	*-1	1	-*2	2	*-2	2					
4	JAYASINGHA MUDIYA. / WARUSAWITHANA E (SRI)	-*0	1	*-1	2	-*2	3	*-4	4	-*6	7			
	MUTUA BN / THAKKAR S (KEN)	0	*-1	3	*-4	6	*-7	8	*-10	10	11			
5	JAYASINGHA MUDIYA. / WARUSAWITHANA E (SRI)	0	-*0	2	*-2	3	-*4	4	*-6	8	*-9	11		
	MUTUA BN / THAKKAR S (KEN)	-*0	2	*-2	4	*-5	6	*-8	8	*-8	9	9		

NOTES

"*-." denotes first player of pair is server, "-*" denotes second player of pair is server. The "Greatest deficit overcome" only applies when the pair ends up winning the game.

LEGEND

No. Number XD Mixed Doubles *- First player of pair is server
-* Second player of pair is server



Match Results

CHUNG Rheann (TTO) 3-0 BRYAN Nigel (GUY)
ST. LOUIS Dexter CUMMINGS Natalie

Game Summary		Match	Game 1	Game 2	Game 3	Game 4	Game 5
CHUNG Rheann / ST. LOUIS D	TTO	3	12	11	11		
BRYAN Nigel / CUMMINGS N	GUY	0	10	4	5		
Duration:		21min	8min	5min	6min		

Match No.: XD26 Table: 1

Umpires: WARNEST Gary (AUS) AU Wing (AUS)

Player Statistics	CHUNG R / ST. LOUIS D (TTO)					Match	BRYAN N / CUMMINGS N (GUY)					Match
	Game						Game					
	1	2	3	4	5		1	2	3	4	5	
Points won	12	11	11			34	10	4	5			19
Biggest lead	2	7	6			7	2	-	-			2
Points won on own serve	7	7	6			20	6	3	3			12
Points lost on own serve	4	1	2			7	5	4	4			13
Most consecutive points won	3	5	3			5	2	3	1			3
Greatest deficit overcome	2	-	-			2	-	-	-			-
Handedness/Grip	Right/ - Left/						Right/ - Left/					

Game/Match Statistics	Game					Match
	1	2	3	4	5	
Longest rally (strokes)	9	5	9			9
Average rally	4	3	4			4

Game Progress

1	CHUNG R / ST. LOUIS D (TTO)	0	*0	2	*3	4	*5	6	*7	8	*9	10	*11	12
	BRYAN N / CUMMINGS N (GUY)	*0	2	*2	3	*4	5	*6	7	*8	9	*10	10	10
2	CHUNG R / ST. LOUIS D (TTO)	*0	2	*4	5	*5	7	*8	10	11				
	BRYAN N / CUMMINGS N (GUY)	0	*0	0	*1	3	*3	4	*4	4				
3	CHUNG R / ST. LOUIS D (TTO)	0	*1	2	*4	5	*6	8	*9	11				
	BRYAN N / CUMMINGS N (GUY)	0	1	*2	2	*3	4	*4	5	5				

NOTES

"*-." denotes first player of pair is server, "-*" denotes second player of pair is server. The "Greatest deficit overcome" only applies when the pair ends up winning the game.

LEGEND

No. Number
XD Mixed Doubles
*- First player of pair is server
-* Second player of pair is server



Match Results

LULU Anolyn (VAN) 3-1 MWAISYULA Neema (TAN)
SHING Yoshua TUMAINI Amoni

Game Summary		Match	Game 1	Game 2	Game 3	Game 4	Game 5
LULU Anolyn / SHING Y	VAN	3	11	11	8	11	
MWAISYULA Neema / TUMAINI A	TAN	1	9	7	11	3	
Duration:		21min	5min	4min	5min	4min	

Match No.: XD27 Table: 5

Umpires: JEFFRESS Anthony (AUS) MARTIN Andrew (AUS)

Player Statistics	LULU A / SHING Y (VAN)					Match	MWAISYULA N / TUMAINI A (TAN)					Match
	Game						Game					
	1	2	3	4	5		1	2	3	4	5	
Points won	11	11	8	11		41	9	7	11	3		30
Biggest lead	3	4	1	8		8	-	-	4	-		4
Points won on own serve	6	5	4	7		22	5	2	6	2		15
Points lost on own serve	4	5	5	1		15	5	6	3	4		18
Most consecutive points won	2	4	3	5		5	3	3	4	1		4
Greatest deficit overcome	-	-	-	-		-	-	-	1	-		1
Handedness/Grip	Right/ - Right/						/ - /					

Game/Match Statistics	Game					Match
	1	2	3	4	5	
Longest rally (strokes)	6	5	5	6		6
Average rally	3	3	3	3		3

Game Progress

1	LULU A / SHING Y (VAN)	0	*-2	2	*-3	5	*-6	7	*-8	9	*-9	11
	MWAISYULA N / TUMAINI A (TAN)	*-0	0	*-2	3	*-3	4	*-5	6	*-7	9	9
2	LULU A / SHING Y (VAN)	*-0	2	*-4	4	*-5	6	*-8	8	*-9	11	
	MWAISYULA N / TUMAINI A (TAN)	0	*-0	0	*-2	3	*-4	4	*-6	7	7	
3	LULU A / SHING Y (VAN)	0	*-1	1	*-2	3	*-4	5	*-5	7	*-8	8
	MWAISYULA N / TUMAINI A (TAN)	0	1	*-3	4	*-5	6	*-7	9	*-9	10	11
4	LULU A / SHING Y (VAN)	*-0	2	*-3	5	*-7	8	*-9	11			
	MWAISYULA N / TUMAINI A (TAN)	0	*-0	1	*-1	1	*-2	3	3			

NOTES

"*-." denotes first player of pair is server, "-*" denotes second player of pair is server. The "Greatest deficit overcome" only applies when the pair ends up winning the game.

LEGEND

No. Number XD Mixed Doubles *- First player of pair is server
-* Second player of pair is server



Match Results

ABREFA Derek (GHA) 3-1 CHAN YOOK FO Brian (MRI)
KWABI Cynthia KINOO Ruqayyah

Game Summary		Match	Game 1	Game 2	Game 3	Game 4	Game 5
ABREFA Derek / KWABI C	GHA	3	16	7	11	11	
CHAN YOOK FO Brian / KINOO R	MRI	1	14	11	2	6	
Duration:		25min	8min	5min	4min	5min	

Match No.: XD30 Table: 6

Umpires: GILLESPIE Stephen (AUS) ERRINGTON Glenn (AUS)

Player Statistics	ABREFA D / KWABI C (GHA)					Match	CHAN YOOK FO B / KINOO R (MRI)					Match
	Game						Game					
	1	2	3	4	5		1	2	3	4	5	
Points won	16	7	11	11		45	14	11	2	6		33
Biggest lead	2	4	9	5		9	6	4	-	-		6
Points won on own serve	7	5	5	5		22	6	8	1	3		18
Points lost on own serve	8	3	1	3		15	9	2	5	6		22
Most consecutive points won	8	4	9	4		9	6	6	1	2		6
Greatest deficit overcome	6	-	-	-		6	-	4	-	-		4
Handedness/Grip	Right/ - /						Right/ - Right/					

Game/Match Statistics	Game				Match
	1	2	3	4	
Longest rally (strokes)	11	9	8	7	11
Average rally	5	3	4	4	4

Game Progress

1	ABREFA D / KWABI C (GHA)	*-0	1	*-1	1	*-2	2	*-4	6	*-8	10	*-10	11	*-11	11	*-12	12	*-13
	CHAN YOOK FO B / KINOO R (MRI)	0	*-1	3	*-5	6	*-8	8	*-8	8	*-8	10	*-10	11	*-12	12	*-13	13
		13	*-14	15	16													
		*-14	14	*-14	14													
2	ABREFA D / KWABI C (GHA)	0	*-2	4	*-4	4	*-4	6	*-6	7	7							
	CHAN YOOK FO B / KINOO R (MRI)	*-0	0	*-0	2	*-4	6	*-6	8	*-9	11							
3	ABREFA D / KWABI C (GHA)	0	1	*-2	4	*-6	8	*-10	11									
	CHAN YOOK FO B / KINOO R (MRI)	0	*-1	2	*-2	2	*-2	2	2									
4	ABREFA D / KWABI C (GHA)	0	*-2	3	*-4	6	*-7	8	*-9	10	11							
	CHAN YOOK FO B / KINOO R (MRI)	*-0	0	*-1	2	*-2	3	*-4	5	*-6	6							

NOTES

"*-." denotes first player of pair is server, "-*" denotes second player of pair is server. The "Greatest deficit overcome" only applies when the pair ends up winning the game.

LEGEND

No. Number XD Mixed Doubles *- First player of pair is server
-* Second player of pair is server



Oxford Studios - Table Tennis

WED 11 APR 2018
Start Time 10:05

Table Tennis
Mixed Doubles
Round of 64



Match Results

HO Ying (MAS) 3-0 W/O FREEMAN Angelisa (SKN)
LEONG Chee Feng HODGE Shakquan

Match No : XD31 Table : 7

Umpires : HAKIMARA Marzieh (CAN) MIKITA Darek (CAN)

LEGEND

No.	Number	W/O	Walkover	XD	Mixed Doubles
------------	--------	------------	----------	-----------	---------------



PRESENTING PARTNER
TABLE TENNIS





Match Results

GAO Ning (SGP) 3-1 BERNADET Antoine (CAN)
YU Mengyu YEUNG Justina

Game Summary		Match	Game 1	Game 2	Game 3	Game 4	Game 5
GAO Ning / YU M	SGP	3	8	11	11	11	
BERNADET Antoine / YEUNG J	CAN	1	11	6	4	3	
Duration:		23min	6min	5min	5min	5min	

Match No.: XD33 Table: 5

Umpires: HOPKINS Alan (AUS) UDAL Nikki (AUS)

Player Statistics	GAO N / YU M (SGP)					Match	BERNADET A / YEUNG J (CAN)					Match
	Game						Game					
	1	2	3	4	5		1	2	3	4	5	
Points won	8	11	11	11		41	11	6	4	3		24
Biggest lead	2	5	7	8		8	4	1	-	-		4
Points won on own serve	7	5	5	4		21	8	3	2	1		14
Points lost on own serve	2	3	2	2		9	2	6	5	7		20
Most consecutive points won	6	4	5	8		8	5	2	2	2		5
Greatest deficit overcome	-	1	-	-		1	2	-	-	-		2
Handedness/Grip	/ - /						Right/ - Right/					

Game/Match Statistics	Game					Match
	1	2	3	4	5	
Longest rally (strokes)	7	7	13	9		13
Average rally	3	4	4	4		4

Game Progress

1	GAO N / YU M (SGP)	-*0	0	*-0	2	-*2	4	*-6	8	-*8	8	8
	BERNADET A / YEUNG J (CAN)	0	-*2	4	*-4	6	-*6	6	*-6	8	-*10	11
2	GAO N / YU M (SGP)	0	-*1	3	*-4	5	-*6	7	*-9	10	11	
	BERNADET A / YEUNG J (CAN)	-*0	1	*-1	2	-*3	4	*-5	5	-*6	6	
3	GAO N / YU M (SGP)	0	2	-*4	5	*-6	7	-*8	10	11		
	BERNADET A / YEUNG J (CAN)	0	*-0	0	-*1	2	*-3	4	-*4	4		
4	GAO N / YU M (SGP)	0	-*2	2	*-4	6	-*8	10	11			
	BERNADET A / YEUNG J (CAN)	-*0	0	*-2	2	-*2	2	*-2	3			

NOTES

"*-." denotes first player of pair is server, "-*." denotes second player of pair is server. The "Greatest deficit overcome" only applies when the pair ends up winning the game.

LEGEND

No. Number **XD** Mixed Doubles *- First player of pair is server
-* Second player of pair is server



Match Results

YAN Xin (AUS) 3-0 SAM Bernard (GHA)
LAY Jian Fang BAAH-DANSO Celia

Game Summary		Match	Game 1	Game 2	Game 3	Game 4	Game 5
YAN Xin / LAY JF	AUS	3	11	11	11		
SAM Bernard / BAAH-DANSO C	GHA	0	2	1	3		
Duration:		10min	3min	3min	3min		

Match No.: XD34 Table: 4

Umpires: FOOTE Ben (GGY) WONG Teck Yun (MAS)

Player Statistics	YAN X / LAY JF (AUS)					Match	SAM B / BAAH-DANSO C (GHA)					Match
	Game						Game					
	1	2	3	4	5		1	2	3	4	5	
Points won	11	11	11			33	2	1	3			6
Biggest lead	9	10	8			10	-	-	-			-
Points won on own serve	6	6	3			15	2	1	0			3
Points lost on own serve	0	0	3			3	5	5	7			17
Most consecutive points won	5	10	7			10	1	1	2			2
Greatest deficit overcome	-	-	-			-	-	-	-			-
Handedness/Grip	Right/ - Right/						/ - /					

Game/Match Statistics	Game					Match
	1	2	3	4	5	
Longest rally (strokes)	9	5	11			11
Average rally	4	3	4			4

Game Progress

1	YAN X / LAY JF (AUS)	0	*2	4	*5	7	*8	10	11
	SAM B / BAAH-DANSO C (GHA)	*0	0	*0	1	*1	2	*2	2
2	YAN X / LAY JF (AUS)	*0	2	*4	6	*8	10	11	
	SAM B / BAAH-DANSO C (GHA)	0	*0	0	*0	0	*0	1	
3	YAN X / LAY JF (AUS)	0	*2	4	*6	7	*9	9	11
	SAM B / BAAH-DANSO C (GHA)	0	0	*0	0	*1	1	*3	3

NOTES

"*-." denotes first player of pair is server, "-*" denotes second player of pair is server. The "Greatest deficit overcome" only applies when the pair ends up winning the game.

LEGEND

No. Number XD Mixed Doubles *- First player of pair is server
-* Second player of pair is server



Match Results

WALKER Samuel (ENG) 3-0 BRISTOL Christy (SEY)
PAYET Denise SULTAN Godfrey

Game Summary		Match	Game 1	Game 2	Game 3	Game 4	Game 5
WALKER Samuel / PAYET D	ENG	3	11	11	11		
BRISTOL Christy / SULTAN G	SEY	0	3	3	6		
Duration:		12min	3min	3min	4min		

Match No.: XD35 Table: 3

Umpires: ROBERTS Averil (AUS) CHAN Kameron (AUS)

Player Statistics	WALKER S / PAYET D (ENG)					Match	BRISTOL C / SULTAN G (SEY)					Match
	Game						Game					
	1	2	3	4	5		1	2	3	4	5	
Points won	11	11	11			33	3	3	6			12
Biggest lead	8	8	5			8	-	-	-			-
Points won on own serve	4	7	4			15	1	2	2			5
Points lost on own serve	2	1	4			7	7	4	6			17
Most consecutive points won	7	6	5			7	1	1	2			2
Greatest deficit overcome	-	-	-			-	-	-	-			-
Handedness/Grip	Right/ - Right/						Right/ - Right/					

Game/Match Statistics	Game					Match
	1	2	3	4	5	
Longest rally (strokes)	9	8	9			9
Average rally	4	3	4			4

Game Progress

1	WALKER S / PAYET D (ENG)	0	*-1	2	*-4	6	*-8	9	11		
	BRISTOL C / SULTAN G (SEY)	*-0	1	*-2	2	*-2	2	*-3	3		
2	WALKER S / PAYET D (ENG)	*-0	2	*-3	5	*-7	9	*-10	11		
	BRISTOL C / SULTAN G (SEY)	0	*-0	1	*-1	1	*-1	2	3		
3	WALKER S / PAYET D (ENG)	0	*-2	2	*-4	6	*-7	8	*-9	10	11
	BRISTOL C / SULTAN G (SEY)	0	0	*-2	2	*-2	3	*-4	5	*-6	6

NOTES

"*-." denotes first player of pair is server, "-*" denotes second player of pair is server. The "Greatest deficit overcome" only applies when the pair ends up winning the game.

LEGEND

No. Number XD Mixed Doubles *- First player of pair is server
*- Second player of pair is server



Match Results

CHOONG Javen (MAS) 3-1 SAHASRABUDHE Pooja (IND)
LYNE Karen DESAI Harmeet

Game Summary		Match	Game 1	Game 2	Game 3	Game 4	Game 5
CHOONG Javen / LYNE K	MAS	3	11	11	3	11	
SAHASRABUDHE Pooja / DESAI H	IND	1	6	6	11	9	
Duration:		21min	4min	6min	3min	6min	

Match No.: XD36 Table: 6

Umpires: PATANE Mark (AUS) DINSEY Greg (AUS)

Player Statistics	CHOONG J / LYNE K (MAS)					Match	SAHASRABUDHE P / DESAI H (IND)					Match
	Game						Game					
	1	2	3	4	5		1	2	3	4	5	
Points won	11	11	3	11		36	6	6	11	9		32
Biggest lead	7	5	1	3		7	-	5	8	2		8
Points won on own serve	6	5	2	5		18	4	2	7	4		17
Points lost on own serve	2	4	4	5		15	5	6	0	6		17
Most consecutive points won	7	7	2	5		7	5	5	6	3		6
Greatest deficit overcome	-	5	-	2		5	-	-	1	-		1
Handedness/Grip	Right/ - Left/						/ - /					

Game/Match Statistics	Game					Match
	1	2	3	4	5	
Longest rally (strokes)	5	7	6	6		7
Average rally	3	4	4	3		3

Game Progress

1	CHOONG J / LYNE K (MAS)	0	*-1	3	*-5	7	*-8	8	*-8	10	11	
	SAHASRABUDHE P / DESAI H (IND)	*-0	1	*-1	1	*-1	2	*-4	6	*-6	6	
2	CHOONG J / LYNE K (MAS)	*-0	0	*-0	1	*-3	4	*-6	8	*-10	11	
	SAHASRABUDHE P / DESAI H (IND)	0	*-2	4	*-5	5	*-6	6	*-6	6	6	
3	CHOONG J / LYNE K (MAS)	0	*-1	1	*-1	3	*-3	3			3	
	SAHASRABUDHE P / DESAI H (IND)	0	1	*-3	5	*-5	7	*-9			11	
4	CHOONG J / LYNE K (MAS)	*-0	0	*-1	2	*-4	5	*-5	7	*-9	10	11
	SAHASRABUDHE P / DESAI H (IND)	0	*-2	3	*-4	4	*-5	7	*-7	7	*-8	9

NOTES

"*-." denotes first player of pair is server, "-*" denotes second player of pair is server. The "Greatest deficit overcome" only applies when the pair ends up winning the game.

LEGEND

No. Number XD Mixed Doubles *- First player of pair is server
-* Second player of pair is server



Match Results

WANG Zhen (CAN) 3-1 POWELL David (AUS)
ZHANG Mo MIAO Miao

Game Summary		Match	Game 1	Game 2	Game 3	Game 4	Game 5
WANG Zhen / ZHANG M	CAN	3	11	12	8	11	
POWELL David / MIAO M	AUS	1	7	10	11	9	
Duration:		33min	6min	8min	9min	8min	

Match No.: XD37 Table: 2

Umpires: JUTLE Harry (ENG) PURCELL Tom (ENG)

Player Statistics	WANG Z / ZHANG M (CAN)					Match	POWELL D / MIAO M (AUS)					Match
	Game						Game					
	1	2	3	4	5		1	2	3	4	5	
Points won	11	12	8	11		42	7	10	11	9		37
Biggest lead	4	2	4	2		4	2	3	3	3		3
Points won on own serve	7	7	3	6		23	4	6	5	5		20
Points lost on own serve	3	4	6	4		17	4	5	4	5		18
Most consecutive points won	6	4	3	4		6	3	3	7	3		7
Greatest deficit overcome	2	3	-	3		3	-	-	4	-		4
Handedness/Grip	Right/ - Right/						Right/ - Right/					

Game/Match Statistics	Game					Match
	1	2	3	4	5	
Longest rally (strokes)	8	12	8	8		12
Average rally	5	5	5	5		5

Game Progress

1	WANG Z / ZHANG M (CAN)	-*0	1	*-1	3	-*5	7	*-7	8	-*10	11			
	POWELL D / MIAO M (AUS)	0	-*1	3	*-3	3	-*3	5	*-6	6	7			
2	WANG Z / ZHANG M (CAN)	0	-*1	2	*-2	3	-*4	5	*-6	7	-*8	10	*-11	12
	POWELL D / MIAO M (AUS)	-*0	1	*-2	4	-*5	6	*-7	8	-*9	10	*-10	10	10
3	WANG Z / ZHANG M (CAN)	0	2	*-3	4	-*5	6	*-8	8	-*8	8	8		
	POWELL D / MIAO M (AUS)	0	-*0	1	*-2	3	-*4	4	*-6	8	-*10	11		
4	WANG Z / ZHANG M (CAN)	0	-*0	1	*-3	4	-*5	6	*-7	8	-*9	11		
	POWELL D / MIAO M (AUS)	-*0	2	*-3	3	-*4	5	*-6	7	-*8	9	9		

NOTES

"*-." denotes first player of pair is server, "-*" denotes second player of pair is server. The "Greatest deficit overcome" only applies when the pair ends up winning the game.

LEGEND

No. Number XD Mixed Doubles *- First player of pair is server
-* Second player of pair is server



Match Results

POH Shao Feng Ethan (SGP) 3-0 BRITTON Shemar (GUY)
LIN Ye GREAVES Priscilla

Game Summary		Match	Game 1	Game 2	Game 3	Game 4	Game 5
POH Shao Feng Ethan / LIN Y	SGP	3	11	11	11		
BRITTON Shemar / GREAVES P	GUY	0	4	2	5		
Duration:		11min	3min	3min	4min		

Match No.: XD38 Table: 7

Umpires: BOYTON Graham (AUS) MILLER Samuel (AUS)

Player Statistics	POH SFE / LIN Y (SGP)					Match	BRITTON S / GREAVES P (GUY)					Match
	Game						Game					
	1	2	3	4	5		1	2	3	4	5	
Points won	11	11	11			33	4	2	5			11
Biggest lead	8	9	6			9	-	-	-			-
Points won on own serve	6	7	5			18	3	2	2			7
Points lost on own serve	1	0	3			4	5	4	5			14
Most consecutive points won	5	5	4			5	2	1	2			2
Greatest deficit overcome	-	-	-			-	-	-	-			-
Handedness/Grip	/ - /						Left/ - Right/					

Game/Match Statistics	Game					Match
	1	2	3	4	5	
Longest rally (strokes)	6	6	5			6
Average rally	3	4	3			3

Game Progress

1	POH SFE / LIN Y (SGP)	0	*-2	4	*-5	6	*-8	10	*-10	11
	BRITTON S / GREAVES P (GUY)	*-0	0	*-0	1	*-2	2	*-2	4	4
2	POH SFE / LIN Y (SGP)	*-0	2	*-3	5	*-6	8	*-10	11	
	BRITTON S / GREAVES P (GUY)	0	*-0	1	*-1	2	*-2	2	2	
3	POH SFE / LIN Y (SGP)	0	*-2	3	*-5	6	*-7	8	*-9	11
	BRITTON S / GREAVES P (GUY)	0	0	*-1	1	*-2	3	*-4	5	5

NOTES

"*-." denotes first player of pair is server, "-*" denotes second player of pair is server. The "Greatest deficit overcome" only applies when the pair ends up winning the game.

LEGEND

No. Number
 XD Mixed Doubles
 *- First player of pair is server
 -* Second player of pair is server



Match Results

McBEATH David (ENG) 3-0 MUHAMAD RIZAL Muhammad Ashraf Haiq. (MAS)
SIBLEY Kelly TEE Ai Xin

Game Summary		Match	Game 1	Game 2	Game 3	Game 4	Game 5
McBEATH David / SIBLEY K	ENG	3	11	11	11		
MUHAMAD RIZAL MAH / TEE AX	MAS	0	9	6	5		
Duration:		16min	5min	5min	4min		

Match No.: XD39 Table: 1

Umpires: AU Wing (AUS) WARNEST Gary (AUS)

Player Statistics	McBEATH D / SIBLEY K (ENG)					Match	MUHAMAD RIZAL MAH / TEE AX (MAS)					Match
	Game						Game					
	1	2	3	4	5		1	2	3	4	5	
Points won	11	11	11			33	9	6	5			20
Biggest lead	4	6	7			7	-	-	-			-
Points won on own serve	9	6	5			20	8	4	3			15
Points lost on own serve	1	2	2			5	2	5	5			12
Most consecutive points won	3	4	5			5	3	2	2			3
Greatest deficit overcome	-	-	-			-	-	-	-			-
Handedness/Grip	Right/ - Right/						Right/ - Right/					

Game/Match Statistics	Game					Match
	1	2	3	4	5	
Longest rally (strokes)	10	8	9			10
Average rally	4	4	4			4

Game Progress

1	McBEATH D / SIBLEY K (ENG)	-*0	2	*-2	4	-*4	6	*-7	9	-*9	10	11
	MUHAMAD RIZAL MAH / TEE AX (MAS)	0	-*0	2	*-2	4	-*4	5	*-5	7	-*8	9
2	McBEATH D / SIBLEY K (ENG)	0	-*2	4	*-4	6	-*7	9	*-10	10	11	
	MUHAMAD RIZAL MAH / TEE AX (MAS)	-*0	0	*-0	2	-*2	3	*-3	4	-*6	6	
3	McBEATH D / SIBLEY K (ENG)	0	2	*-3	5	-*7	8	*-9	10	11		
	MUHAMAD RIZAL MAH / TEE AX (MAS)	0	-*0	1	*-1	1	-*2	3	*-4	5		

NOTES

"*-." denotes first player of pair is server, "-*" denotes second player of pair is server. The "Greatest deficit overcome" only applies when the pair ends up winning the game.

LEGEND

No. Number XD Mixed Doubles *- First player of pair is server
-* Second player of pair is server



Match Results

ACHANTA Sharath (IND) 3-1 SIRISENA Rohan (SRI)
DAS Mouma MADURANGI Ishara

Game Summary		Match	Game 1	Game 2	Game 3	Game 4	Game 5
ACHANTA Sharath / DAS M	IND	3	11	4	11	11	
SIRISENA Rohan / MADURANGI I	SRI	1	6	11	9	5	
Duration:		20min	4min	4min	6min	4min	

Match No.: XD40 Table: 8

Umpires: JEFFRESS Anthony (AUS) MARTIN Andrew (AUS)

Player Statistics	ACHANTA S / DAS M (IND)					Match	SIRISENA R / MADURANGI I (SRI)					Match
	Game						Game					
	1	2	3	4	5		1	2	3	4	5	
Points won	11	4	11	11		37	6	11	9	5		31
Biggest lead	5	-	3	6		6	2	7	1	2		7
Points won on own serve	7	1	5	5		18	4	5	5	2		16
Points lost on own serve	2	6	4	3		15	4	3	5	6		18
Most consecutive points won	4	1	4	6		6	2	5	4	2		5
Greatest deficit overcome	2	-	1	2		2	-	-	-	-		-
Handedness/Grip	/ - /						/ - /					

Game/Match Statistics	Game					Match
	1	2	3	4	5	
Longest rally (strokes)	8	9	6	6		9
Average rally	4	4	4	3		4

Game Progress

1	ACHANTA S / DAS M (IND)	-*0	1	*-1	2	-*4	6	*-7	9	*-10	11	
	SIRISENA R / MADURANGI I (SRI)	0	*-1	3	*-4	4	*-4	5	*-5	6	6	
2	ACHANTA S / DAS M (IND)	0	*-1	1	*-2	2	*-2	3	*-4	4		
	SIRISENA R / MADURANGI I (SRI)	-*0	1	*-3	4	*-6	8	*-9	10	11		
3	ACHANTA S / DAS M (IND)	0	2	*-3	3	*-4	6	*-7	8	*-9	10	11
	SIRISENA R / MADURANGI I (SRI)	0	*-0	1	*-3	4	*-4	5	*-6	7	*-8	9
4	ACHANTA S / DAS M (IND)	0	*-1	1	*-3	4	*-5	7	*-9	11		
	SIRISENA R / MADURANGI I (SRI)	*-0	1	*-3	3	*-4	5	*-5	5	5		

NOTES

"*-." denotes first player of pair is server, "-*" denotes second player of pair is server. The "Greatest deficit overcome" only applies when the pair ends up winning the game.

LEGEND

No. Number XD Mixed Doubles *- First player of pair is server
-* Second player of pair is server



Match Results

HO Tin-Tin (ENG) 3-1 BEH Kun Ting (SGP)
PITCHFORD Liam ZHANG Wanling

Game Summary		Match	Game 1	Game 2	Game 3	Game 4	Game 5
HO Tin-Tin / PITCHFORD L	ENG	3	11	12	10	11	
BEH Kun Ting / ZHANG W	SGP	1	3	10	12	6	
Duration:		27min	3min	7min	7min	6min	

Match No.: XD41 Table: 3

Umpires: WARNEST Gary (AUS) AU Wing (AUS)

Player Statistics	HO TT / PITCHFORD L (ENG)					Match	BEH KT / ZHANG W (SGP)					Match
	Game						Game					
	1	2	3	4	5		1	2	3	4	5	
Points won	11	12	10	11		44	3	10	12	6		31
Biggest lead	8	2	2	6		8	1	3	2	-		3
Points won on own serve	7	8	6	6		27	2	7	7	4		20
Points lost on own serve	1	3	5	2		11	4	4	4	5		17
Most consecutive points won	6	4	2	5		6	1	3	4	3		4
Greatest deficit overcome	1	3	-	-		3	-	-	2	-		2
Handedness/Grip	Right/ - Right/						/ - /					

Game/Match Statistics	Game					Match
	1	2	3	4	5	
Longest rally (strokes)	5	4	7	4		7
Average rally	3	2	3	3		3

Game Progress

1	HO TT / PITCHFORD L (ENG)	-*0	1	*-3	5	-*6	8	*-9	11					
	BEH KT / ZHANG W (SGP)	0	-*1	1	*-1	2	-*2	3	3					
2	HO TT / PITCHFORD L (ENG)	0	-*1	1	*-2	4	-*4	5	*-6	8	-*8	10	*-11	12
	BEH KT / ZHANG W (SGP)	-*0	1	*-3	4	-*4	6	*-7	8	-*8	10	*-10	10	10
3	HO TT / PITCHFORD L (ENG)	-*0	1	*-2	3	-*4	5	*-6	7	-*8	10	*-10	10	10
	BEH KT / ZHANG W (SGP)	0	-*1	2	*-3	4	-*5	6	*-7	8	-*8	10	*-11	12
4	HO TT / PITCHFORD L (ENG)	0	-*1	3	*-5	6	-*7	9	*-9	10	11			
	BEH KT / ZHANG W (SGP)	-*0	1	*-1	1	-*2	3	*-3	5	-*6	6			

NOTES

"*-" denotes first player of pair is server, "-*" denotes second player of pair is server. The "Greatest deficit overcome" only applies when the pair ends up winning the game.

LEGEND

No. Number XD Mixed Doubles *- First player of pair is server
-* Second player of pair is server



Match Results

CARTER Trent (AUS) 3-0 FRANKLIN Christopher (GUY)
FENG Tracy LOWE Trenace

Game Summary		Match	Game 1	Game 2	Game 3	Game 4	Game 5
CARTER Trent / FENG T	AUS	3	11	11	11		
FRANKLIN Christopher / LOWE T	GUY	0	4	8	9		
Duration:		16min	4min	5min	5min		

Match No.: XD42 Table: 4

Umpires: FRIMPONG Francis (GHA) MUGWANYA Ronald (UGA)

Player Statistics	CARTER T / FENG T (AUS)					Match	FRANKLIN C / LOWE T (GUY)					Match
	Game						Game					
	1	2	3	4	5		1	2	3	4	5	
Points won	11	11	11			33	4	8	9			21
Biggest lead	7	3	5			7	2	-	-			2
Points won on own serve	5	5	5			15	2	3	4			9
Points lost on own serve	2	5	5			12	6	6	6			18
Most consecutive points won	7	3	4			7	2	2	4			4
Greatest deficit overcome	2	-	-			2	-	-	-			-
Handedness/Grip	Right/ - Right/						Right/ - Left/					

Game/Match Statistics	Game					Match
	1	2	3	4	5	
Longest rally (strokes)	5	7	7			7
Average rally	3	4	4			3

Game Progress

1	CARTER T / FENG T (AUS)	0	*-0	1	*-3	5	*-7	8	*-10	11		
	FRANKLIN C / LOWE T (GUY)	-*0	2	*-3	3	*-3	3	*-4	4	4		
2	CARTER T / FENG T (AUS)	-*0	1	*-3	4	*-4	5	*-7	8	*-9	10	11
	FRANKLIN C / LOWE T (GUY)	0	*-1	1	*-2	4	*-5	5	*-6	7	*-8	8
3	CARTER T / FENG T (AUS)	0	*-2	3	*-3	5	*-7	7	*-9	10	*-10	11
	FRANKLIN C / LOWE T (GUY)	-*0	0	*-1	3	*-3	3	*-5	5	*-6	8	9

NOTES

"*-." denotes first player of pair is server, "-*" denotes second player of pair is server. The "Greatest deficit overcome" only applies when the pair ends up winning the game.

LEGEND

No. Number
XD Mixed Doubles
*- First player of pair is server
-* Second player of pair is server



Match Results

TAUCOORY Rhikesh (MRI) 3-0 WU Vicky (FIJ)
HO WAN KAU Elodie YEE Grace

Game Summary		Match	Game 1	Game 2	Game 3	Game 4	Game 5
TAUCOORY Rhikesh / HO WAN KAU E	MRI	3	11	11	11		
WU Vicky / YEE G	FIJ	0	7	1	4		
Duration:		14min	5min	3min	4min		

Match No.: XD43 Table: 5

Umpires: McNEILL Jock (AUS) WONG Kenneth (AUS)

Player Statistics	TAUCOORY R / HO WAN KAU E (MRI)					Match	WU V / YEE G (FIJ)					Match
	Game						Game					
	1	2	3	4	5		1	2	3	4	5	
Points won	11	11	11			33	7	1	4			12
Biggest lead	4	10	8			10	4	-	2			4
Points won on own serve	5	6	7			18	4	1	4			9
Points lost on own serve	3	0	0			3	6	5	4			15
Most consecutive points won	5	6	10			10	3	1	2			3
Greatest deficit overcome	4	-	2			4	-	-	-			-
Handedness/Grip	Right/ - Left/						Right/ - Right/					

Game/Match Statistics	Game					Match
	1	2	3	4	5	
Longest rally (strokes)	8	9	8			9
Average rally	3	3	4			3

Game Progress

1	TAUCOORY R / HO WAN KAU E (MRI)	0	*-0	1	*-1	3	*-5	6	*-8	9	11
	WU V / YEE G (FIJ)	*-0	2	*-3	5	*-5	5	*-6	6	*-7	7
2	TAUCOORY R / HO WAN KAU E (MRI)	*-0	2	*-4	6	*-7	9	11			
	WU V / YEE G (FIJ)	0	*-0	0	*-0	1	*-1	1			
3	TAUCOORY R / HO WAN KAU E (MRI)	0	*-0	2	*-4	6	*-8	10	*-10	11	
	WU V / YEE G (FIJ)	*-0	2	*-2	2	*-2	2	*-2	4	4	

NOTES

"*-." denotes first player of pair is server, "-*" denotes second player of pair is server. The "Greatest deficit overcome" only applies when the pair ends up winning the game.

LEGEND

No. Number XD Mixed Doubles *- First player of pair is server
-* Second player of pair is server



Match Results

SHETTY Sanil Shankar (IND) 3-0 JAYASINGHA MUDIYANSELAGE Buwaneka (SRI)
PATKAR Madhurika WARUSAWITHANA Erandi

Game Summary		Match	Game 1	Game 2	Game 3	Game 4	Game 5
SHETTY Sanil Shankar / PATKAR M	IND	3	11	11	11		
JAYASINGHA MUDIYA. / WARUSAWITHANA E	SRI	0	5	8	5		
Duration:		15min	4min	5min	4min		

Match No.: XD44 Table: 6

Umpires: MOORE Alan (NZL) MACKEY John (ENG)

Player Statistics	SHETTY SS / PATKAR M (IND)					Match	JAYASINGHA MUDIYA. / WARUSAWITHANA E (SRI)					Match
	Game						Game					
	1	2	3	4	5		1	2	3	4	5	
Points won	11	11	11			33	5	8	5			18
Biggest lead	6	3	6			6	2	4	-			4
Points won on own serve	7	5	6			18	4	3	3			10
Points lost on own serve	1	5	2			8	4	6	5			15
Most consecutive points won	6	6	6			6	2	4	3			4
Greatest deficit overcome	2	4	-			4	-	-	-			-
Handedness/Grip	/ - /						/ - /					

Game/Match Statistics	Game					Match
	1	2	3	4	5	
Longest rally (strokes)	7	5	4			7
Average rally	4	3	3			3

Game Progress

1	SHETTY SS / PATKAR M (IND)	0	*0	2	*4	6	*7	8	*9	11		
	JAYASINGHA MUDIYA. / WARUSAWITHANA E (SRI)	*0	2	*2	2	*2	3	*4	5	5		
2	SHETTY SS / PATKAR M (IND)	*0	0	*0	1	*2	3	*5	6	*8	10	11
	JAYASINGHA MUDIYA. / WARUSAWITHANA E (SRI)	0	*2	4	*5	6	*7	7	*8	8	*8	8
3	SHETTY SS / PATKAR M (IND)	0	*2	4	*6	7	*7	8	*9	11		
	JAYASINGHA MUDIYA. / WARUSAWITHANA E (SRI)	*0	0	*0	0	*1	3	*4	5	5		

NOTES

"*-." denotes first player of pair is server, "-*" denotes second player of pair is server. The "Greatest deficit overcome" only applies when the pair ends up winning the game.

LEGEND

No. Number XD Mixed Doubles *- First player of pair is server
-* Second player of pair is server



Match Results

PANG Xue Jie (SGP) 3-2 ST. LOUIS Dexter (TTO)
ZHOU Yihan CHUNG Rheann

Game Summary		Match	Game 1	Game 2	Game 3	Game 4	Game 5
PANG Xue Jie / ZHOU Y	SGP	3	11	10	12	8	11
ST. LOUIS Dexter / CHUNG R	TTO	2	2	12	10	11	6
Duration:		41min	4min	7min	9min	8min	8min

Match No.: XD45 Table: 7

Umpires: MIKITA Darek (CAN) FELIX Marguerita (BAR)

Player Statistics	PANG XJ / ZHOU Y (SGP)						ST. LOUIS D / CHUNG R (TTO)					
	Game					Match	Game					Match
	1	2	3	4	5		1	2	3	4	5	
Points won	11	10	12	8	11	52	2	12	10	11	6	41
Biggest lead	9	2	2	4	7	9	-	2	2	3	1	3
Points won on own serve	5	5	5	5	4	24	1	6	4	6	2	19
Points lost on own serve	1	6	6	5	4	22	6	5	7	3	7	28
Most consecutive points won	5	2	3	3	5	5	1	3	3	5	3	5
Greatest deficit overcome	-	-	2	-	1	2	-	2	-	4	-	4
Handedness/Grip	/ - /						Left/ - Right/					

Game/Match Statistics	Game					Match
	1	2	3	4	5	
Longest rally (strokes)	6	10	11	9	8	11
Average rally	2	4	5	4	4	4

Game Progress

1	PANG XJ / ZHOU Y (SGP)	0	*-2	4	*-5	6	*-8	10	11					
	ST. LOUIS D / CHUNG R (TTO)	*-0	0	*-0	1	*-2	2	*-2	2					
2	PANG XJ / ZHOU Y (SGP)	*-0	2	*-2	3	*-5	5	*-6	7	*-7	8	*-10	10	10
	ST. LOUIS D / CHUNG R (TTO)	0	*-0	2	*-3	3	*-5	6	*-7	9	*-10	10	*-11	12
3	PANG XJ / ZHOU Y (SGP)	0	*-1	2	*-3	3	*-5	6	*-7	8	*-9	10	*-11	12
	ST. LOUIS D / CHUNG R (TTO)	*-0	1	*-2	3	*-5	5	*-6	7	*-8	9	*-10	10	10
4	PANG XJ / ZHOU Y (SGP)	*-0	1	*-2	4	*-5	7	*-7	7	*-8	8	8		
	ST. LOUIS D / CHUNG R (TTO)	0	*-1	2	*-2	3	*-3	5	*-7	8	*-10	11		
5	PANG XJ / ZHOU Y (SGP)	0	*-1	3	*-5	6	*-8	9	*-10	10	11			
	ST. LOUIS D / CHUNG R (TTO)	*-0	1	*-1	1	*-2	2	*-3	4	*-6	6			

NOTES

"*-." denotes first player of pair is server, "-*" denotes second player of pair is server. The "Greatest deficit overcome" only applies when the pair ends up winning the game.

LEGEND

No. Number **XD** Mixed Doubles ***-** First player of pair is server
-* Second player of pair is server



Match Results

HU Heming (AUS) 3-0 SHING Yoshua (VAN)
TAPPER Melissa LULU Anolyn

Game Summary		Match	Game 1	Game 2	Game 3	Game 4	Game 5
HU Heming / TAPPER M	AUS	3	11	11	11		
SHING Yoshua / LULU A	VAN	0	5	9	9		
Duration:		18min	5min	6min	6min		

Match No.: XD46 Table: 1

Umpires: ARINYE Cecilia (NGR) WHITAKER Jonathan (SCO)

Player Statistics	HU H / TAPPER M (AUS)					Match	SHING Y / LULU A (VAN)					Match
	Game						Game					
	1	2	3	4	5		1	2	3	4	5	
Points won	11	11	11			33	5	9	9			23
Biggest lead	6	3	2			6	-	1	3			3
Points won on own serve	6	6	7			19	3	5	6			14
Points lost on own serve	2	4	3			9	5	5	4			14
Most consecutive points won	5	4	4			5	2	3	2			3
Greatest deficit overcome	-	1	3			3	-	-	-			-
Handedness/Grip	Right/ - Left/						Right/ - Right/					

Game/Match Statistics	Game					Match
	1	2	3	4	5	
Longest rally (strokes)	5	6	5			6
Average rally	3	2	3			3

Game Progress

1	HU H / TAPPER M (AUS)	0	*-2	4	*-5	6	*-7	8	*-9	11		
	SHING Y / LULU A (VAN)	*-0	0	*-0	1	*-2	3	*-4	5	5		
2	HU H / TAPPER M (AUS)	*-0	1	*-3	4	*-4	6	*-7	8	*-9	10	11
	SHING Y / LULU A (VAN)	0	*-1	1	*-2	4	*-4	5	*-6	7	*-8	9
3	HU H / TAPPER M (AUS)	0	*-0	1	*-2	4	*-5	6	*-7	8	*-9	11
	SHING Y / LULU A (VAN)	*-0	2	*-3	4	*-4	5	*-6	7	*-8	9	9

NOTES

"*-." denotes first player of pair is server, "-*" denotes second player of pair is server. The "Greatest deficit overcome" only applies when the pair ends up winning the game.

LEGEND

No. Number XD Mixed Doubles *- First player of pair is server
-* Second player of pair is server



Match Results

COTE Alicia (CAN) 3-0 ABREFA Derek (GHA)
MEDJUGORAC Marko KWABI Cynthia

Game Summary		Match	Game 1	Game 2	Game 3	Game 4	Game 5
COTE Alicia / MEDJUGORAC M	CAN	3	11	11	11		
ABREFA Derek / KWABI C	GHA	0	7	8	6		
Duration:		15min	5min	5min	4min		

Match No.: XD47 Table: 8

Umpires: PINKEWICH Marie (AUS) LAZELL Peter (AUS)

Player Statistics	COTE A / MEDJUGORAC M (CAN)					Match	ABREFA D / KWABI C (GHA)					Match
	Game						Game					
	1	2	3	4	5		1	2	3	4	5	
Points won	11	11	11			33	7	8	6			21
Biggest lead	4	4	5			5	1	-	-			1
Points won on own serve	4	6	5			15	3	4	3			10
Points lost on own serve	4	4	3			11	7	5	6			18
Most consecutive points won	3	3	4			4	2	3	2			3
Greatest deficit overcome	1	-	-			1	-	-	-			-
Handedness/Grip	Right/ - Right/						Right/ - /					

Game/Match Statistics	Game					Match
	1	2	3	4	5	
Longest rally (strokes)	5	9	9			9
Average rally	2	4	4			3

Game Progress

1	COTE A / MEDJUGORAC M (CAN)	0	*-1	2	*-3	4	*-6	7	*-8	9	11	
	ABREFA D / KWABI C (GHA)	-*0	1	*-2	3	-*4	4	*-5	6	-*7	7	
2	COTE A / MEDJUGORAC M (CAN)	*-0	2	*-3	4	*-6	6	*-7	9	*-9	10	11
	ABREFA D / KWABI C (GHA)	0	-*0	1	*-2	2	-*4	5	*-5	7	-*8	8
3	COTE A / MEDJUGORAC M (CAN)	0	*-2	3	*-4	5	*-6	7	*-8	10	11	
	ABREFA D / KWABI C (GHA)	*-0	0	*-1	2	*-3	4	*-5	6	*-6	6	

NOTES

"*-." denotes first player of pair is server, "-*" denotes second player of pair is server. The "Greatest deficit overcome" only applies when the pair ends up winning the game.

LEGEND

No. Number
XD Mixed Doubles
*- First player of pair is server
-* Second player of pair is server



Match Results

GNANASEKARAN Sathiyam (IND) 3-0 LEONG Chee Feng (MAS)
BATRA Manika HO Ying

Game Summary		Match	Game 1	Game 2	Game 3	Game 4	Game 5
GNANASEKARAN Sathiyam / BATRA M	IND	3	11	11	13		
LEONG Chee Feng / HO Y	MAS	0	7	8	11		
Duration:		23min	5min	6min	10min		

Match No.: XD48 Table: 2

Umpires: HOPKINS Alan (AUS) UDAL Nikki (AUS)

Player Statistics	G. SATHIYAN / BATRA M (IND)					Match	LEONG CF / HO Y (MAS)					Match
	Game						Game					
	1	2	3	4	5		1	2	3	4	5	
Points won	11	11	13			35	7	8	11			26
Biggest lead	6	3	2			6	-	3	2			3
Points won on own serve	8	6	7			21	5	5	6			16
Points lost on own serve	2	3	5			10	3	5	6			14
Most consecutive points won	3	6	4			6	3	4	3			4
Greatest deficit overcome	-	3	2			3	-	-	-			-
Handedness/Grip	/ - /						Right/ - Right/					

Game/Match Statistics	Game					Match
	1	2	3	4	5	
Longest rally (strokes)	7	8	9			9
Average rally	4	4	4			4

Game Progress

1	G. SATHIYAN / BATRA M (IND)	*-0	2	*-3	5	*-6	8	*-8	9	*-10	11					
	LEONG CF / HO Y (MAS)	0	*-0	1	*-1	2	*-2	4	*-5	6	7					
2	G. SATHIYAN / BATRA M (IND)	0	*-1	2	*-3	4	*-4	5	*-7	9	*-10	11				
	LEONG CF / HO Y (MAS)	*-0	1	*-2	3	*-4	6	*-7	7	*-7	8	8				
3	G. SATHIYAN / BATRA M (IND)	*-0	1	*-1	3	*-5	5	*-6	8	*-8	9	*-10	10	*-11	12	13
	LEONG CF / HO Y (MAS)	0	*-1	3	*-3	3	*-5	6	*-6	8	*-9	10	*-11	11	*-11	11

NOTES

"*-." denotes first player of pair is server, "-*" denotes second player of pair is server. The "Greatest deficit overcome" only applies when the pair ends up winning the game.

LEGEND

No. Number XD Mixed Doubles *- First player of pair is server
-* Second player of pair is server



Match Results

GAO Ning (SGP) 3-2 YAN Xin (AUS)
YU Mengyu LAY Jian Fang

Game Summary		Match	Game 1	Game 2	Game 3	Game 4	Game 5
GAO Ning / YU M	SGP	3	11	6	11	5	11
YAN Xin / LAY JF	AUS	2	8	11	6	11	3
Duration:		33min	6min	5min	6min	5min	7min

Match No.: XD49 Table: 1

Umpires: MEHRA Vipin (IND) SAMAL Jiban (IND)

Player Statistics	GAO N / YU M (SGP)						YAN X / LAY JF (AUS)					
	Game					Match	Game					Match
	1	2	3	4	5		1	2	3	4	5	
Points won	11	6	11	5	11	44	8	11	6	11	3	39
Biggest lead	4	-	5	2	8	8	-	6	-	6	1	6
Points won on own serve	4	4	5	1	6	20	2	7	3	4	1	17
Points lost on own serve	6	4	3	7	2	22	7	2	5	4	5	23
Most consecutive points won	3	2	5	2	7	7	4	4	5	4	2	5
Greatest deficit overcome	-	-	-	-	1	1	-	-	-	2	-	2
Handedness/Grip	/ - /						Right/ - Right/					

Game/Match Statistics	Game					Match
	1	2	3	4	5	
Longest rally (strokes)	7	11	7	8	9	11
Average rally	5	4	4	4	5	4

Game Progress

1	GAO N / YU M (SGP)	-*0	1	*-3	4	-*6	6	*-6	7	-*9	10	11
	YAN X / LAY JF (AUS)	0	-*1	1	*-2	2	-*4	6	*-7	7	-*8	8
2	GAO N / YU M (SGP)	0	-*1	1	*-1	2	-*3	4	*-4	6	6	
	YAN X / LAY JF (AUS)	-*0	1	*-3	5	-*6	7	*-8	10	-*10	11	
3	GAO N / YU M (SGP)	0	2	*-4	5	-*6	6	*-6	8	-*10	11	
	YAN X / LAY JF (AUS)	0	-*0	0	*-1	2	-*4	6	*-6	6	6	
4	GAO N / YU M (SGP)	0	-*2	2	*-3	3	-*4	5	*-5	5		
	YAN X / LAY JF (AUS)	-*0	0	*-2	3	-*5	6	*-7	9	11		
5	GAO N / YU M (SGP)	-*0	1	*-3	4	-*5	7	*-9	11			
	YAN X / LAY JF (AUS)	0	-*1	1	*-2	3	*-3	3	3			

NOTES

"*-." denotes first player of pair is server, "-*" denotes second player of pair is server. The "Greatest deficit overcome" only applies when the pair ends up winning the game.

LEGEND

No. Number XD Mixed Doubles *- First player of pair is server
-* Second player of pair is server



Match Results

WALKER Samuel (ENG) 3-1 CHOONG Javen (MAS)
PAYET Denise LYNE Karen

Game Summary		Match	Game 1	Game 2	Game 3	Game 4	Game 5
WALKER Samuel / PAYET D	ENG	3	12	11	8	11	
CHOONG Javen / LYNE K	MAS	1	10	6	11	2	
Duration:		22min	6min	4min	6min	4min	

Match No.: XD50 Table: 3

Umpires: WILLIAMS Jackie (WAL) ANS Erica (CAN)

Player Statistics	WALKER S / PAYET D (ENG)					Match	CHOONG J / LYNE K (MAS)					Match
	Game						Game					
	1	2	3	4	5		1	2	3	4	5	
Points won	12	11	8	11		42	10	6	11	2		29
Biggest lead	4	6	-	9		9	1	-	4	-		4
Points won on own serve	6	8	4	7		25	5	5	5	2		17
Points lost on own serve	5	1	5	0		11	6	3	4	4		17
Most consecutive points won	5	4	4	6		6	5	2	3	2		5
Greatest deficit overcome	1	-	-	-		1	-	-	-	-		-
Handedness/Grip	Right/ - Right/						Right/ - Left/					

Game/Match Statistics	Game					Match
	1	2	3	4	5	
Longest rally (strokes)	6	7	6	8		8
Average rally	3	4	3	4		4

Game Progress

1	WALKER S / PAYET D (ENG)	0	*-1	2	*-3	5	*-7	8	*-8	8	*-9	10	*-11	12
	CHOONG J / LYNE K (MAS)	-*0	1	*-2	3	*-3	3	*-4	6	*-8	9	*-10	10	10
2	WALKER S / PAYET D (ENG)	-*0	2	*-3	5	*-5	7	*-9	10	*-10	11			
	CHOONG J / LYNE K (MAS)	0	*-0	1	*-1	3	*-3	3	*-4	6	6			
3	WALKER S / PAYET D (ENG)	0	-*0	1	*-1	2	*-3	5	*-7	7	*-8	8		
	CHOONG J / LYNE K (MAS)	0	2	*-3	5	*-6	7	*-7	7	*-9	10	11		
4	WALKER S / PAYET D (ENG)	-*0	2	*-4	6	*-6	8	*-10	11					
	CHOONG J / LYNE K (MAS)	0	*-0	0	*-0	2	*-2	2	2					

NOTES

"*-." denotes first player of pair is server, "-*" denotes second player of pair is server. The "Greatest deficit overcome" only applies when the pair ends up winning the game.

LEGEND

No. Number XD Mixed Doubles *- First player of pair is server
-* Second player of pair is server



Match Results

WANG Zhen (CAN) 3-2 POH Shao Feng Ethan (SGP)
ZHANG Mo LIN Ye

Game Summary		Match	Game 1	Game 2	Game 3	Game 4	Game 5
WANG Zhen / ZHANG M	CAN	3	8	11	8	11	11
POH Shao Feng Ethan / LIN Y	SGP	2	11	9	11	8	9
Duration:		40min	6min	7min	7min	7min	9min

Match No.: XD51 Table: 5

Umpires: PINKEWICH Marie (AUS) LAZELL Peter (AUS)

Player Statistics	WANG Z / ZHANG M (CAN)						POH SFE / LIN Y (SGP)					
	Game					Match	Game					Match
	1	2	3	4	5		1	2	3	4	5	
Points won	8	11	8	11	11	49	11	9	11	8	9	48
Biggest lead	1	2	2	4	2	4	3	1	3	2	1	3
Points won on own serve	5	7	4	7	8	31	6	6	6	6	7	31
Points lost on own serve	5	3	5	2	2	17	3	4	3	4	3	17
Most consecutive points won	2	2	2	4	3	4	3	3	3	2	3	3
Greatest deficit overcome	-	1	-	2	1	2	1	-	2	-	-	2
Handedness/Grip	Right/ - Right/						/ - /					

Game/Match Statistics	Game					Match
	1	2	3	4	5	
Longest rally (strokes)	8	7	8	11	9	11
Average rally	4	4	4	4	4	4

Game Progress

1	WANG Z / ZHANG M (CAN)	-*0	1	*-1	3	-*3	4	*-6	6	-*7	8	8
	POH SFE / LIN Y (SGP)	0	-*1	3	*-3	5	-*6	6	*-8	9	-*10	11
2	WANG Z / ZHANG M (CAN)	0	-*1	3	*-3	4	-*5	6	*-7	8	-*9	11
	POH SFE / LIN Y (SGP)	-*0	1	*-1	3	-*4	5	*-6	7	-*8	9	9
3	WANG Z / ZHANG M (CAN)	0	2	*-2	3	-*3	4	*-6	6	-*7	8	8
	POH SFE / LIN Y (SGP)	0	-*0	2	*-3	5	-*6	6	*-8	9	-*10	11
4	WANG Z / ZHANG M (CAN)	0	*-0	2	-*4	5	*-6	7	-*8	10	*-10	11
	POH SFE / LIN Y (SGP)	*-0	2	-*2	2	*-3	4	-*5	6	*-6	8	8
5	WANG Z / ZHANG M (CAN)	*-0	2	-*2	3	*-4	6	-*6	7	*-8	10	11
	POH SFE / LIN Y (SGP)	0	*-0	2	*-3	4	-*4	6	*-7	8	-*8	9

NOTES

"*-." denotes first player of pair is server, "-*" denotes second player of pair is server. The "Greatest deficit overcome" only applies when the pair ends up winning the game.

LEGEND

No. Number XD Mixed Doubles *- First player of pair is server
-* Second player of pair is server



Match Results

ACHANTA Sharath (IND) 3-0 McBEATH David (ENG)
DAS Mouma SIBLEY Kelly

Game Summary		Match	Game 1	Game 2	Game 3	Game 4	Game 5
ACHANTA Sharath / DAS M	IND	3	11	11	11		
McBEATH David / SIBLEY K	ENG	0	5	9	9		
Duration:		21min	4min	8min	7min		

Match No.: XD52 Table: 2

Umpires: GILLESPIE Stephen (AUS) ERRINGTON Glenn (AUS)

Player Statistics	ACHANTA S / DAS M (IND)					Match	McBEATH D / SIBLEY K (ENG)					Match
	Game						Game					
	1	2	3	4	5		1	2	3	4	5	
Points won	11	11	11			33	5	9	9			23
Biggest lead	6	3	2			6	1	2	2			2
Points won on own serve	6	5	6			17	3	4	4			11
Points lost on own serve	2	5	4			11	5	6	5			16
Most consecutive points won	5	4	3			5	3	2	2			3
Greatest deficit overcome	1	2	2			2	-	-	-			-
Handedness/Grip	/ - /						Right/ - Right/					

Game/Match Statistics	Game					Match
	1	2	3	4	5	
Longest rally (strokes)	5	8	9			9
Average rally	3	4	5			4

Game Progress

1	ACHANTA S / DAS M (IND)	0	*-1	3	*-5	5	*-6	8	*-9	11		
	McBEATH D / SIBLEY K (ENG)	-*0	1	*-1	1	-*3	4	*-4	5	5		
2	ACHANTA S / DAS M (IND)	*-0	1	*-2	2	*-4	6	*-7	8	*-9	10	11
	McBEATH D / SIBLEY K (ENG)	0	*-1	2	*-4	4	*-4	5	*-6	7	*-8	9
3	ACHANTA S / DAS M (IND)	0	*-0	2	*-2	3	*-5	6	*-8	9	*-10	11
	McBEATH D / SIBLEY K (ENG)	0	2	*-2	4	*-5	5	*-6	6	*-7	8	9

NOTES

"*-." denotes first player of pair is server, "-*." denotes second player of pair is server. The "Greatest deficit overcome" only applies when the pair ends up winning the game.

LEGEND

No. Number XD Mixed Doubles *- First player of pair is server
-* Second player of pair is server



Match Results

PITCHFORD Liam (ENG) 3-1 CARTER Trent (AUS)
HO Tin-Tin FENG Tracy

Game Summary		Match	Game 1	Game 2	Game 3	Game 4	Game 5
PITCHFORD Liam / HO TT	ENG	3	11	5	11	11	
CARTER Trent / FENG T	AUS	1	6	11	6	9	
Duration:		25min	4min	5min	5min	8min	

Match No.: XD53 Table: 1

Umpires: WONG Teck Yun (MAS) FOOTE Ben (GGY)

Player Statistics	PITCHFORD L / HO TT (ENG)					Match	CARTER T / FENG T (AUS)					Match
	Game						Game					
	1	2	3	4	5		1	2	3	4	5	
Points won	11	5	11	11		38	6	11	6	9		32
Biggest lead	5	1	5	3		5	2	6	-	-		6
Points won on own serve	4	5	4	4		17	2	8	2	3		15
Points lost on own serve	4	3	4	6		17	7	0	7	7		21
Most consecutive points won	5	2	4	3		5	2	3	2	3		3
Greatest deficit overcome	2	-	-	-		2	-	1	-	-		1
Handedness/Grip	Right/ - Right/						Right/ - Right/					

Game/Match Statistics	Game				Match
	1	2	3	4	
Longest rally (strokes)	6	6	6	8	8
Average rally	3	4	4	4	4

Game Progress

1	PITCHFORD L / HO TT (ENG)	0	*1	1	*3	4	*5	7	*9	10	11	
	CARTER T / FENG T (AUS)	*0	1	*3	3	*4	5	*5	5	*6	6	
2	PITCHFORD L / HO TT (ENG)	*0	1	*1	3	*3	4	*4	5	5		
	CARTER T / FENG T (AUS)	0	*1	3	*3	5	*6	8	*9	11		
3	PITCHFORD L / HO TT (ENG)	0	*2	3	*4	4	*6	8	*9	10	11	
	CARTER T / FENG T (AUS)	*0	0	*1	2	*4	4	*4	5	*6	6	
4	PITCHFORD L / HO TT (ENG)	*0	1	*2	3	*5	6	*7	7	*9	10	11
	CARTER T / FENG T (AUS)	0	*1	2	*3	3	*4	5	*7	7	*8	9

NOTES

"*-." denotes first player of pair is server, "-*" denotes second player of pair is server. The "Greatest deficit overcome" only applies when the pair ends up winning the game.

LEGEND

No. Number XD Mixed Doubles *- First player of pair is server
-* Second player of pair is server



Match Results

SHETTY Sanil Shankar (IND) 3-0 TAUCOORY Rhikesh (MRI)
PATKAR Madhurika HO WAN KAU Elodie

Game Summary		Match	Game 1	Game 2	Game 3	Game 4	Game 5
SHETTY Sanil Shankar / PATKAR M	IND	3	11	11	11		
TAUCOORY Rhikesh / HO WAN KAU E	MRI	0	4	5	6		
Duration:		13min	3min	4min	4min		

Match No.: XD54 Table: 5

Umpires: HOPKINS Alan (AUS) UDAL Nikki (AUS)

Player Statistics	SHETTY SS / PATKAR M (IND)					Match	TAUCOORY R / HO WAN KAU E (MRI)					Match
	Game						Game					
	1	2	3	4	5		1	2	3	4	5	
Points won	11	11	11			33	4	5	6			15
Biggest lead	7	6	5			7	-	1	2			2
Points won on own serve	6	6	4			16	2	3	1			6
Points lost on own serve	2	2	5			9	5	5	7			17
Most consecutive points won	4	7	4			7	2	2	2			2
Greatest deficit overcome	-	1	2			2	-	-	-			-
Handedness/Grip	/ - /						Right/ - Left/					

Game/Match Statistics	Game					Match
	1	2	3	4	5	
Longest rally (strokes)	5	6	7			7
Average rally	3	3	4			3

Game Progress

1	SHETTY SS / PATKAR M (IND)	*-0	2	*-3	4	*-6	7	*-8	10	11	
	TAUCOORY R / HO WAN KAU E (MRI)	0	*-0	1	*-2	2	*-3	4	*-4	4	
2	SHETTY SS / PATKAR M (IND)	0	*-1	2	*-3	4	*-5	7	*-9	11	
	TAUCOORY R / HO WAN KAU E (MRI)	*-0	1	*-2	3	*-4	5	*-5	5	5	
3	SHETTY SS / PATKAR M (IND)	*-0	0	*-2	3	*-5	6	*-8	9	*-10	11
	TAUCOORY R / HO WAN KAU E (MRI)	0	*-2	2	*-3	3	*-4	4	*-5	6	6

NOTES

"*-." denotes first player of pair is server, "-*" denotes second player of pair is server. The "Greatest deficit overcome" only applies when the pair ends up winning the game.

LEGEND

No. Number XD Mixed Doubles *- First player of pair is server
-* Second player of pair is server



Match Results

PANG Xue Jie (SGP) 3-2 HU Heming (AUS)
ZHOU Yihan TAPPER Melissa

Game Summary		Match	Game 1	Game 2	Game 3	Game 4	Game 5
PANG Xue Jie / ZHOU Y	SGP	3	11	11	9	9	11
HU Heming / TAPPER M	AUS	2	7	4	11	11	9
Duration:		41min	6min	5min	7min	8min	11min

Match No.: XD55 Table: 2

Umpires: LIM Lim Ee Koon (MAS) ABDULLAH Diana (MAS)

Player Statistics	PANG XJ / ZHOU Y (SGP)						HU H / TAPPER M (AUS)					
	Game					Match	Game					Match
	1	2	3	4	5		1	2	3	4	5	
Points won	11	11	9	9	11	51	7	4	11	11	9	42
Biggest lead	4	8	1	2	3	8	1	-	2	4	3	4
Points won on own serve	5	4	4	6	7	26	4	0	5	7	6	22
Points lost on own serve	3	4	6	4	3	20	6	7	4	3	4	24
Most consecutive points won	4	7	3	2	4	7	3	2	3	4	3	4
Greatest deficit overcome	1	-	-	-	3	3	-	-	1	2	-	2
Handedness/Grip	/ - /						Right/ - Left/					

Game/Match Statistics	Game					Match
	1	2	3	4	5	
Longest rally (strokes)	11	6	8	6	11	11
Average rally	4	4	4	4	4	4

Game Progress

1	PANG XJ / ZHOU Y (SGP)	0	*2	2	*3	5	*6	7	*7	9	11	
	HU H / TAPPER M (AUS)	*0	0	*2	3	*3	4	*5	7	*7	7	
2	PANG XJ / ZHOU Y (SGP)	*0	1	*3	4	*6	8	*10	10	11		
	HU H / TAPPER M (AUS)	0	*1	1	*2	2	*2	2	*4	4		
3	PANG XJ / ZHOU Y (SGP)	0	*1	2	*3	3	*4	6	*7	8	9	
	HU H / TAPPER M (AUS)	0	1	*2	3	*5	6	*6	7	*8	11	
4	PANG XJ / ZHOU Y (SGP)	*0	2	*2	3	*3	5	*5	5	*7	8	
	HU H / TAPPER M (AUS)	0	*0	2	*3	5	*5	7	*9	9	*10	11
5	PANG XJ / ZHOU Y (SGP)	0	*0	1	*2	4	*6	7	*8	9	*9	11
	HU H / TAPPER M (AUS)	*0	2	*3	4	*4	4	*5	6	*7	9	9

NOTES

"*-." denotes first player of pair is server, "-*" denotes second player of pair is server. The "Greatest deficit overcome" only applies when the pair ends up winning the game.

LEGEND

No. Number XD Mixed Doubles *- First player of pair is server
-* Second player of pair is server



Match Results

GNANASEKARAN Sathiyam (IND) 3-2 MEDJUGORAC Marko (CAN)
BATRA Manika COTE Alicia

Game Summary		Match	Game 1	Game 2	Game 3	Game 4	Game 5
GNANASEKARAN Sathiyam / BATRA M	IND	3	11	11	10	11	11
MEDJUGORAC Marko / COTE A	CAN	2	8	13	12	8	4
Duration:		36min	6min	7min	8min	6min	6min

Match No.: XD56 Table: 3

Umpires: BOYTON Graham (AUS) MILLER Samuel (AUS)

Player Statistics	G. SATHIYAN / BATRA M (IND)						MEDJUGORAC M / COTE A (CAN)					
	Game					Match	Game					Match
	1	2	3	4	5		1	2	3	4	5	
Points won	11	11	10	11	11	54	8	13	12	8	4	45
Biggest lead	4	2	3	3	7	7	-	2	2	3	-	3
Points won on own serve	7	6	5	5	6	29	6	7	6	3	3	25
Points lost on own serve	2	6	6	4	1	19	4	5	5	6	5	25
Most consecutive points won	4	2	2	4	3	4	3	3	4	2	1	4
Greatest deficit overcome	-	-	-	3	-	3	-	2	3	-	-	3
Handedness/Grip	/ - /						Right/ - Right/					

Game/Match Statistics	Game					Match
	1	2	3	4	5	
Longest rally (strokes)	6	9	8	7	6	9
Average rally	4	4	4	4	4	4

Game Progress

1	G. SATHIYAN / BATRA M (IND)	0	*2	4	*4	6	*6	7	*8	9	*10	11				
	MEDJUGORAC M / COTE A (CAN)	*0	0	*0	2	*2	4	*5	6	*7	8	8				
2	G. SATHIYAN / BATRA M (IND)	*0	2	*3	3	*4	5	*6	7	*9	10	*10	11	*11	11	11
	MEDJUGORAC M / COTE A (CAN)	0	*0	1	*3	4	*5	6	*7	7	*8	10	*10	11	*12	13
3	G. SATHIYAN / BATRA M (IND)	0	*2	3	*4	5	*6	7	*8	9	*9	10	*10	10		
	MEDJUGORAC M / COTE A (CAN)	*0	0	*1	2	*3	4	*5	6	*7	9	*10	11	12		
4	G. SATHIYAN / BATRA M (IND)	0	0	*1	2	*4	5	*6	7	*8	10	11				
	MEDJUGORAC M / COTE A (CAN)	0	*2	3	*4	4	*5	6	*7	8	*8	8				
5	G. SATHIYAN / BATRA M (IND)	0	*2	3	*4	6	*7	9	*10	11						
	MEDJUGORAC M / COTE A (CAN)	*0	0	*1	2	*2	3	*3	4	4						

NOTES

"*-." denotes first player of pair is server, "-*" denotes second player of pair is server. The "Greatest deficit overcome" only applies when the pair ends up winning the game.

LEGEND

No. Number XD Mixed Doubles *- First player of pair is server
-* Second player of pair is server



Match Results

GAO Ning (SGP) 3-0 WALKER Samuel (ENG)
YU Mengyu PAYET Denise

Game Summary		Match	Game 1	Game 2	Game 3	Game 4	Game 5
GAO Ning / YU M	SGP	3	11	11	11		
WALKER Samuel / PAYET D	ENG	0	4	5	5		
Duration:		17min	4min	6min	6min		

Match No.: XD57 Table: 2

Umpires: FELIX Marguerita (BAR) BOYTON Graham (AUS)

Player Statistics	GAO N / YU M (SGP)					Match	WALKER S / PAYET D (ENG)					Match
	Game						Game					
	1	2	3	4	5		1	2	3	4	5	
Points won	11	11	11			33	4	5	5			14
Biggest lead	7	6	6			7	2	2	-			2
Points won on own serve	7	4	6			17	4	1	3			8
Points lost on own serve	0	4	2			6	4	7	5			16
Most consecutive points won	7	4	6			7	2	2	2			2
Greatest deficit overcome	2	2	-			2	-	-	-			-
Handedness/Grip	/ - /						Right/ - Right/					

Game/Match Statistics	Game					Match
	1	2	3	4	5	
Longest rally (strokes)	9	9	8			9
Average rally	4	4	4			4

Game Progress

1	GAO N / YU M (SGP)	0	*-0	2	*-3	5	*-7	9	*-10	11
	WALKER S / PAYET D (ENG)	-*0	2	*-2	3	-*3	3	*-3	4	4
2	GAO N / YU M (SGP)	*-0	0	*-2	3	*-5	6	*-7	9	11
	WALKER S / PAYET D (ENG)	0	-*2	2	*-3	3	-*4	5	*-5	5
3	GAO N / YU M (SGP)	0	*-2	3	*-4	5	*-5	7	*-9	11
	WALKER S / PAYET D (ENG)	-*0	0	*-1	2	-*3	5	*-5	5	5

NOTES

"*-." denotes first player of pair is server, "-*." denotes second player of pair is server. The "Greatest deficit overcome" only applies when the pair ends up winning the game.

LEGEND

No. Number **XD** Mixed Doubles *- First player of pair is server
-* Second player of pair is server



Match Results

ACHANTA Sharath (IND) 3-1 WANG Zhen (CAN)
DAS Mouma ZHANG Mo

Game Summary		Match	Game 1	Game 2	Game 3	Game 4	Game 5
ACHANTA Sharath / DAS M	IND	3	11	11	5	11	
WANG Zhen / ZHANG M	CAN	1	9	9	11	5	
Duration:		29min	7min	7min		5min	

Match No.: XD58 Table: 1

Umpires: MACKEY John (ENG) MILLER Samuel (AUS)

Player Statistics	ACHANTA S / DAS M (IND)					Match	WANG Z / ZHANG M (CAN)					Match
	Game						Game					
	1	2	3	4	5		1	2	3	4	5	
Points won	11	11	5	11		38	9	9	11	5		34
Biggest lead	3	3		6		3	3	4		-		4
Points won on own serve	5	4		4		9	4	4		1		8
Points lost on own serve	5	5		4		10	6	6		7		12
Most consecutive points won	5	5		4		5	6	5		3		6
Greatest deficit overcome	3	-		-		3	-	-		-		-
Handedness/Grip	/ - /						Right/ - Right/					

Game/Match Statistics	Game					Match
	1	2	3	4	5	
Longest rally (strokes)	9	7		7		9
Average rally	5	4		3		4

Game Progress

1	ACHANTA S / DAS M (IND)	-*0	1	*-3	4	-*5	5	*-5	6	-*7	9	11
	WANG Z / ZHANG M (CAN)	0	-*1	1	*-2	3	-*5	7	*-8	9	-*9	9
2	ACHANTA S / DAS M (IND)	0	-*1	1	*-1	3	-*5	6	*-8	9	-*10	10
	WANG Z / ZHANG M (CAN)	-*0	1	*-3	5	-*5	5	*-6	6	-*7	8	9
4	ACHANTA S / DAS M (IND)	0	-*2	3	*-5	5	-*6	7	*-9	11		
	WANG Z / ZHANG M (CAN)	-*0	0	*-1	1	-*3	4	*-5	5	5		
5	ACHANTA S / DAS M (IND)	0										
	WANG Z / ZHANG M (CAN)	0										

NOTES

"*-." denotes first player of pair is server, "-*" denotes second player of pair is server. The "Greatest deficit overcome" only applies when the pair ends up winning the game.

LEGEND

No. Number XD Mixed Doubles *- First player of pair is server
-* Second player of pair is server



Match Results

PITCHFORD Liam (ENG) 3-2 SHETTY Sanil Shankar (IND)
HO Tin-Tin PATKAR Madhurika

Game Summary		Match	Game 1	Game 2	Game 3	Game 4	Game 5
PITCHFORD Liam / HO TT	ENG	3	6	11	4	11	11
SHETTY Sanil Shankar / PATKAR M	IND	2	11	5	11	7	7
Duration:		32min	5min	5min	5min	5min	8min

Match No.: XD59 Table: 3

Umpires: MOORE Alan (NZL) WONG Kenneth (AUS)

Player Statistics	PITCHFORD L / HO TT (ENG)						SHETTY SS / PATKAR M (IND)					
	Game					Match	Game					Match
	1	2	3	4	5		1	2	3	4	5	
Points won	6	11	4	11	11	43	11	5	11	7	7	41
Biggest lead	-	6	1	4	4	6	5	2	8	1	-	8
Points won on own serve	2	8	2	7	8	27	4	5	6	6	5	26
Points lost on own serve	7	0	5	1	2	15	4	3	1	4	3	15
Most consecutive points won	2	6	2	3	3	6	4	2	6	2	2	6
Greatest deficit overcome	-	2	-	1	-	2	-	-	1	-	-	1
Handedness/Grip	Right/ - Right/						/ - /					

Game/Match Statistics	Game					Match
	1	2	3	4	5	
Longest rally (strokes)	6	6	5	6	6	6
Average rally	3	4	3	4	4	3

Game Progress

1	PITCHFORD L / HO TT (ENG)	*-0	0	*-1	2	*-4	4	*-4	5	*-6	6
	SHETTY SS / PATKAR M (IND)	0	*-2	3	*-4	4	*-6	8	*-9	10	11
2	PITCHFORD L / HO TT (ENG)	0	*-0	2	*-4	6	*-6	8	*-9	11	
	SHETTY SS / PATKAR M (IND)	*-0	2	*-2	2	*-2	4	*-4	5	5	
3	PITCHFORD L / HO TT (ENG)	0	1	*-1	1	*-2	2	*-2	4	4	
	SHETTY SS / PATKAR M (IND)	0	*-1	3	*-5	6	*-8	10	*-10	11	
4	PITCHFORD L / HO TT (ENG)	0	*-1	2	*-3	5	*-6	8	*-8	10	11
	SHETTY SS / PATKAR M (IND)	*-0	1	*-2	3	*-3	4	*-4	6	*-6	7
5	PITCHFORD L / HO TT (ENG)	*-0	2	*-3	4	*-5	6	*-6	8	*-9	11
	SHETTY SS / PATKAR M (IND)	0	*-0	1	*-2	3	*-4	6	*-6	7	7

NOTES

"*-." denotes first player of pair is server, "-*" denotes second player of pair is server. The "Greatest deficit overcome" only applies when the pair ends up winning the game.

LEGEND

No. Number XD Mixed Doubles *- First player of pair is server
-* Second player of pair is server



Match Results

GNANASEKARAN Sathiyam (IND) 3-0 PANG Xue Jie (SGP)
BATRA Manika ZHOU Yihan

Game Summary		Match	Game 1	Game 2	Game 3	Game 4	Game 5
GNANASEKARAN Sathiyam / BATRA M	IND	3	11	12	14		
PANG Xue Jie / ZHOU Y	SGP	0	6	10	12		
Duration:		25min	5min	7min	9min		

Match No.: XD60 Table: 5

Umpires: WARNEST Gary (AUS) POOLE Maurie (AUS)

Player Statistics	G. SATHIYAN / BATRA M (IND)					Match	PANG XJ / ZHOU Y (SGP)					Match
	Game						Game					
	1	2	3	4	5		1	2	3	4	5	
Points won	11	12	14			37	6	10	12			28
Biggest lead	5	2	4			5	1	4	4			4
Points won on own serve	5	7	6			18	3	6	5			14
Points lost on own serve	3	4	7			14	6	5	8			19
Most consecutive points won	6	4	4			6	2	5	4			5
Greatest deficit overcome	1	4	4			4	-	-	-			-
Handedness/Grip	/ - /						/ - /					

Game/Match Statistics	Game					Match
	1	2	3	4	5	
Longest rally (strokes)	7	7	8			8
Average rally	4	4	3			4

Game Progress

1	G. SATHIYAN / BATRA M (IND)	0	*-1	2	*-3	5	*-7	8	*-9	10	11							
	PANG XJ / ZHOU Y (SGP)	*-0	1	*-2	3	*-3	3	*-4	5	*-6	6							
2	G. SATHIYAN / BATRA M (IND)	*-0	1	*-2	3	*-3	3	*-5	7	*-7	9	*-10	11	12				
	PANG XJ / ZHOU Y (SGP)	0	*-1	2	*-3	5	*-7	7	*-7	9	*-9	10	*-10	10				
3	G. SATHIYAN / BATRA M (IND)	0	*-2	4	*-4	4	*-5	5	*-6	6	*-8	10	*-10	11	*-12	12	*-13	14
	PANG XJ / ZHOU Y (SGP)	*-0	0	*-0	2	*-4	5	*-7	8	*-10	10	*-10	11	*-11	11	*-12	12	12

NOTES

"*-." denotes first player of pair is server, "-*" denotes second player of pair is server. The "Greatest deficit overcome" only applies when the pair ends up winning the game.

LEGEND

No. Number XD Mixed Doubles *- First player of pair is server
-* Second player of pair is server



Match Results

GAO Ning (SGP) 3-2 ACHANTA Sharath (IND)
YU Mengyu DAS Mouma

Game Summary		Match	Game 1	Game 2	Game 3	Game 4	Game 5
GAO Ning / YU M	SGP	3	11	9	9	11	11
ACHANTA Sharath / DAS M	IND	2	8	11	11	7	7
Duration:		45min	7min	8min	8min	8min	10min

Match No.: XD61 Table: 1

Umpires: ADAMS Tiffany (RSA) HOPKINS Alan (AUS)

Player Statistics	GAO N / YU M (SGP)						ACHANTA S / DAS M (IND)					
	Game					Match	Game					Match
	1	2	3	4	5		1	2	3	4	5	
Points won	11	9	9	11	11	51	8	11	11	7	7	44
Biggest lead	6	2	2	4	5	6	-	2	2	2	-	2
Points won on own serve	5	5	4	6	5	25	4	6	5	3	4	22
Points lost on own serve	4	5	6	4	3	22	6	4	5	5	6	26
Most consecutive points won	5	3	3	6	4	6	5	4	4	5	3	5
Greatest deficit overcome	-	-	-	2	-	2	-	2	2	-	-	2
Handedness/Grip	/ - /						/ - /					

Game/Match Statistics	Game					Match
	1	2	3	4	5	
Longest rally (strokes)	8	6	7	7	11	11
Average rally	3	3	4	4	5	4

Game Progress

1	GAO N / YU M (SGP)	0	*2	3	*5	7	*8	8	*8	9	*10	11
	ACHANTA S / DAS M (IND)	*0	0	*1	1	*1	2	*4	6	*7	8	8
2	GAO N / YU M (SGP)	*0	1	*2	4	*5	5	*6	8	*9	9	9
	ACHANTA S / DAS M (IND)	0	*1	2	*2	3	*5	6	*6	7	*9	11
3	GAO N / YU M (SGP)	0	*1	2	*4	4	*4	5	*6	7	*8	9
	ACHANTA S / DAS M (IND)	*0	1	*2	2	*4	6	*7	8	*9	10	11
4	GAO N / YU M (SGP)	*0	2	*3	3	*3	4	*6	8	*10	11	
	ACHANTA S / DAS M (IND)	0	*0	1	*3	5	*6	6	*6	6	7	
5	GAO N / YU M (SGP)	0	*2	3	*3	5	*7	8	*9	10	11	
	ACHANTA S / DAS M (IND)	*0	0	*1	3	*3	3	*4	5	*6	7	

NOTES

"*-." denotes first player of pair is server, "-*" denotes second player of pair is server. The "Greatest deficit overcome" only applies when the pair ends up winning the game.

LEGEND

No. Number XD Mixed Doubles *- First player of pair is server
-* Second player of pair is server



Match Results

PITCHFORD Liam (ENG) 3-2 GNANASEKARAN Sathiyam (IND)
HO Tin-Tin BATRA Manika

Game Summary		Match	Game 1	Game 2	Game 3	Game 4	Game 5
PITCHFORD Liam / HO TT	ENG	3	11	12	5	8	15
GNANASEKARAN Sathiyam / BATRA M	IND	2	8	10	11	11	13
Duration:		43min	6min	8min	5min	10min	11min

Match No.: XD62 Table: 1

Umpires: WONG Teck Yun (MAS) FRIMPONG Francis (GHA)

Player Statistics	PITCHFORD L / HO TT (ENG)						G. SATHIYAN / BATRA M (IND)					
	Game					Match	Game					Match
	1	2	3	4	5		1	2	3	4	5	
Points won	11	12	5	8	15	51	8	10	11	11	13	53
Biggest lead	3	2	-	4	4	4	1	2	8	3	1	8
Points won on own serve	5	10	2	5	9	31	3	9	5	7	8	32
Points lost on own serve	5	1	6	4	4	20	6	2	3	3	6	20
Most consecutive points won	4	4	3	2	3	4	3	3	8	4	4	8
Greatest deficit overcome	1	2	-	-	1	2	-	-	-	4	-	4
Handedness/Grip	Right/ - Right/						/ - /					

Game/Match Statistics	Game					Match
	1	2	3	4	5	
Longest rally (strokes)	8	7	10	10	7	10
Average rally	4	4	4	5	4	4

Game Progress

1	PITCHFORD L / HO TT (ENG)	*-0	2	*-3	4	*-5	5	*-7	7	*-8	10	11						
	G. SATHIYAN / BATRA M (IND)	0	*-0	1	*-2	3	*-5	5	*-7	8	*-8	8						
2	PITCHFORD L / HO TT (ENG)	0	*-0	2	*-3	5	*-5	7	*-7	8	*-8	10	*-11	12				
	G. SATHIYAN / BATRA M (IND)	*-0	2	*-2	3	*-3	5	*-5	7	*-8	10	*-10	10	10				
3	PITCHFORD L / HO TT (ENG)	*-0	0	*-0	0	*-0	1	*-3	4	5								
	G. SATHIYAN / BATRA M (IND)	0	*-2	4	*-6	8	*-9	9	*-10	11								
4	PITCHFORD L / HO TT (ENG)	0	*-2	3	*-4	6	*-6	7	*-7	8	*-8	8						
	G. SATHIYAN / BATRA M (IND)	*-0	0	*-1	2	*-2	4	*-5	7	*-8	10	11						
5	PITCHFORD L / HO TT (ENG)	0	1	*-2	4	*-5	7	*-7	8	*-9	10	*-10	10	*-11	11	*-12	13	*-13
	G. SATHIYAN / BATRA M (IND)	0	*-1	2	*-2	3	*-3	5	*-6	7	*-8	10	*-11	11	*-12	12	*-12	13
		14	15															
		*-13	13															

NOTES

"*-." denotes first player of pair is server, "-*." denotes second player of pair is server. The "Greatest deficit overcome" only applies when the pair ends up winning the game.

LEGEND

No. Number
XD Mixed Doubles
*- First player of pair is server
-* Second player of pair is server



Match Results

GNANASEKARAN Sathiyam (IND) 3-0 ACHANTA Sharath (IND)
BATRA Manika DAS Mouma

Game Summary		Match	Game 1	Game 2	Game 3	Game 4	Game 5
GNANASEKARAN Sathiyam / BATRA M	IND	3	11	11	11		
ACHANTA Sharath / DAS M	IND	0	6	2	4		
Duration:		15min	5min	4min	4min		

Match No.: XD64 Table: 1

Umpires: ROBERTS Averil (AUS) MILLER Samuel (AUS)

Player Statistics	G. SATHIYAN / BATRA M (IND)					Match	ACHANTA S / DAS M (IND)					Match
	Game						Game					
	1	2	3	4	5		1	2	3	4	5	
Points won	11	11	11			33	6	2	4			12
Biggest lead	5	9	7			9	-	-	-			-
Points won on own serve	5	6	5			16	3	2	2			7
Points lost on own serve	3	0	2			5	6	4	6			16
Most consecutive points won	3	7	5			7	1	1	1			1
Greatest deficit overcome	-	-	-			-	-	-	-			-
Handedness/Grip	/ - /						/ - /					

Game/Match Statistics	Game					Match
	1	2	3	4	5	
Longest rally (strokes)	10	7	7			10
Average rally	4	4	4			4

Game Progress

1	G. SATHIYAN / BATRA M (IND)	0	*-2	3	*-4	5	*-6	8	*-9	10	11
	ACHANTA S / DAS M (IND)	-*0	0	*-1	2	-*3	4	*-4	5	-*6	6
2	G. SATHIYAN / BATRA M (IND)	0	2	*-4	6	-*7	9	*-10	11		
	ACHANTA S / DAS M (IND)	0	-*0	0	*-0	1	-*1	2	2		
3	G. SATHIYAN / BATRA M (IND)	0	-*1	2	*-4	5	-*7	9	*-10	11	
	ACHANTA S / DAS M (IND)	-*0	1	*-2	2	-*3	3	*-3	4	4	

NOTES

"*-." denotes first player of pair is server, "-*" denotes second player of pair is server. The "Greatest deficit overcome" only applies when the pair ends up winning the game.

LEGEND

No. Number
XD Mixed Doubles
*- First player of pair is server
-* Second player of pair is server



Match Results

GAO Ning (SGP) 3-0 PITCHFORD Liam (ENG)
YU Mengyu HO Tin-Tin

Game Summary		Match	Game 1	Game 2	Game 3	Game 4	Game 5
GAO Ning / YU M	SGP	3	12	12	11		
PITCHFORD Liam / HO TT	ENG	0	10	10	9		
Duration:		29min	8min	9min	10min		

Match No.: XD63 Table: 1

Umpires: FOOTE Ben (GGY) MEHRA Vipin (IND)

Player Statistics	GAO N / YU M (SGP)					Match	PITCHFORD L / HO TT (ENG)					Match
	Game						Game					
	1	2	3	4	5		1	2	3	4	5	
Points won	12	12	11			35	10	10	9			29
Biggest lead	2	2	2			2	3	3	2			3
Points won on own serve	6	7	6			19	5	6	5			16
Points lost on own serve	5	4	4			13	6	5	5			16
Most consecutive points won	4	4	4			4	3	2	2			3
Greatest deficit overcome	3	3	2			3	-	-	-			-
Handedness/Grip	/ - /						Right/ - Right/					

Game/Match Statistics	Game					Match
	1	2	3	4	5	
Longest rally (strokes)	7	12	8			12
Average rally	4	5	4			5

Game Progress

1	GAO N / YU M (SGP)	-*0	1	*-1	2	-*4	5	*-6	7	-*8	9	*-10	11	12
	PITCHFORD L / HO TT (ENG)	0	-*1	3	*-4	4	-*5	6	*-7	8	-*9	10	*-10	10
2	GAO N / YU M (SGP)	0	-*0	1	*-2	4	-*5	5	*-6	7	-*8	10	*-11	12
	PITCHFORD L / HO TT (ENG)	-*0	2	*-3	4	-*4	5	*-7	8	-*9	10	*-10	10	10
3	GAO N / YU M (SGP)	-*0	1	*-2	3	-*4	5	*-5	7	-*9	10	11		
	PITCHFORD L / HO TT (ENG)	0	-*1	2	*-3	4	-*5	7	*-7	7	-*8	9		

NOTES

"*-." denotes first player of pair is server, "-*" denotes second player of pair is server. The "Greatest deficit overcome" only applies when the pair ends up winning the game.

LEGEND

No. Number XD Mixed Doubles *- First player of pair is server
-* Second player of pair is server



gc2018.com